

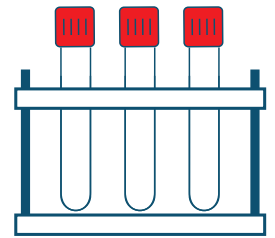
COVID-19 POINT-OF-CARE BATCH TESTING TIPS



These are general batch testing tips for a variety of COVID-19 tests. Follow the manufacturer's instructions for batch testing.

MAKE A PLAN FOR TIMING MULTIPLE TESTS

Review the manufacturer's instructions on the amount of time needed for each test. Plan and document how to time each test separately, while not exceeding the time limits for processing each step.

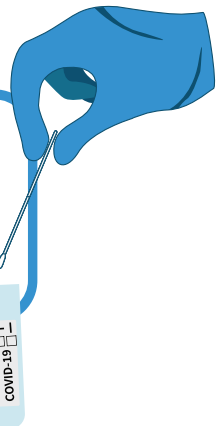


Testing site should be in a separate area from the specimen collection, where possible. Proper containment, such as transport tubes, should be available and used to transport specimens to the testing location. If stored, follow the manufacturer's instructions for storage time and temperature.

LOCATION


COLLECTING SPECIMEN

Collect only the maximum number of swabs that can be tested in the allotted time per the manufacturer's instructions or facility policy. Change gloves between the collection of each specimen.



Set up test devices in separate area from specimen collection. Open test device packaging one at a time, only when you are ready to add specimen. All test materials or devices should be at the appropriate temperature before testing.

PREPARING TEST SITE

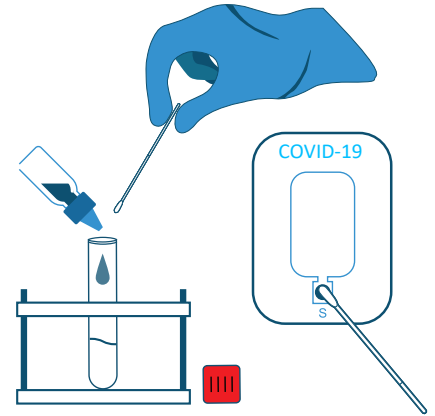


These are general batch testing tips for a variety of COVID-19 tests. Follow the manufacturer's instructions for batch testing.



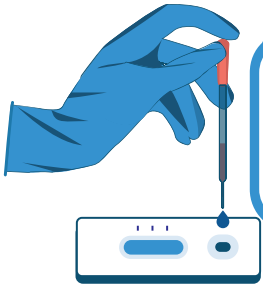
ADDING SPECIMEN TO REAGENT

Add specimen to reagent vial or card, and follow instructions for processing. Set a separate timer for each specimen to be tested in each batch. Change gloves after processing.




When the reagent processing time is complete, add the appropriate amount of specimen (avoiding spills and splashes) to each test device, if applicable.

PROCESSING SPECIMEN



TIMING

Leave the test device on a flat surface and at room temperature (15-30°C or 59-86°F) for the appropriate amount of time for incubation, following the manufacturer's instructions.



Continue processing the other test devices to be run in the batch, ensuring each test is individually timed. When the timer for the first specimen is complete, read visually or proceed to the instrument for reading, if an instrument is required.

CONTINUING BATCH TESTING

RECORDING RESULTS

Record results, and discard test device when complete, following the manufacturer's instructions. Decontaminate between processing specimens to avoid cross-contamination.

