

OFFICE OF FINANCIAL RESOURCES

FY 2016 ACQUISITION SNAPSHOT

The Office of Financial Resources (OFR) awards more than 25,000 acquisition and assistance actions each year, obligating more than \$12 billion in federal funds. This allows public health funds to more quickly and effectively reach intended populations to maximize public health outcomes.

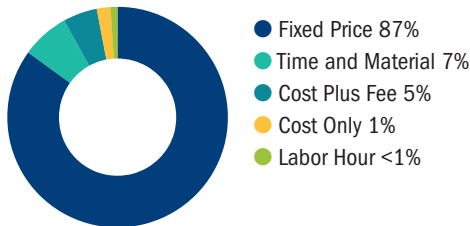


In FY 2016, the Office of Acquisition Services (OAS) processed 14,137 contract actions. These contract actions totaled \$6.3 billion supporting public health programs and research around the world.

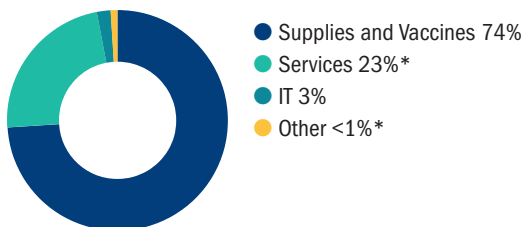
Comparison of FY 2015 and FY 2016 Total Contract Actions and Obligations Processed by OAS



CDC FY 2016 Percentage of Contract Obligations by Type



CDC FY 2016 Percentage of Contract Obligations by Category



*Services includes some IT services. Other includes Equipment and Furniture, Construction, and Architect and Engineering services.

CDC's FY 2016 Allocation of Contracts Through Centers, Institutes, and Offices (CIOs)


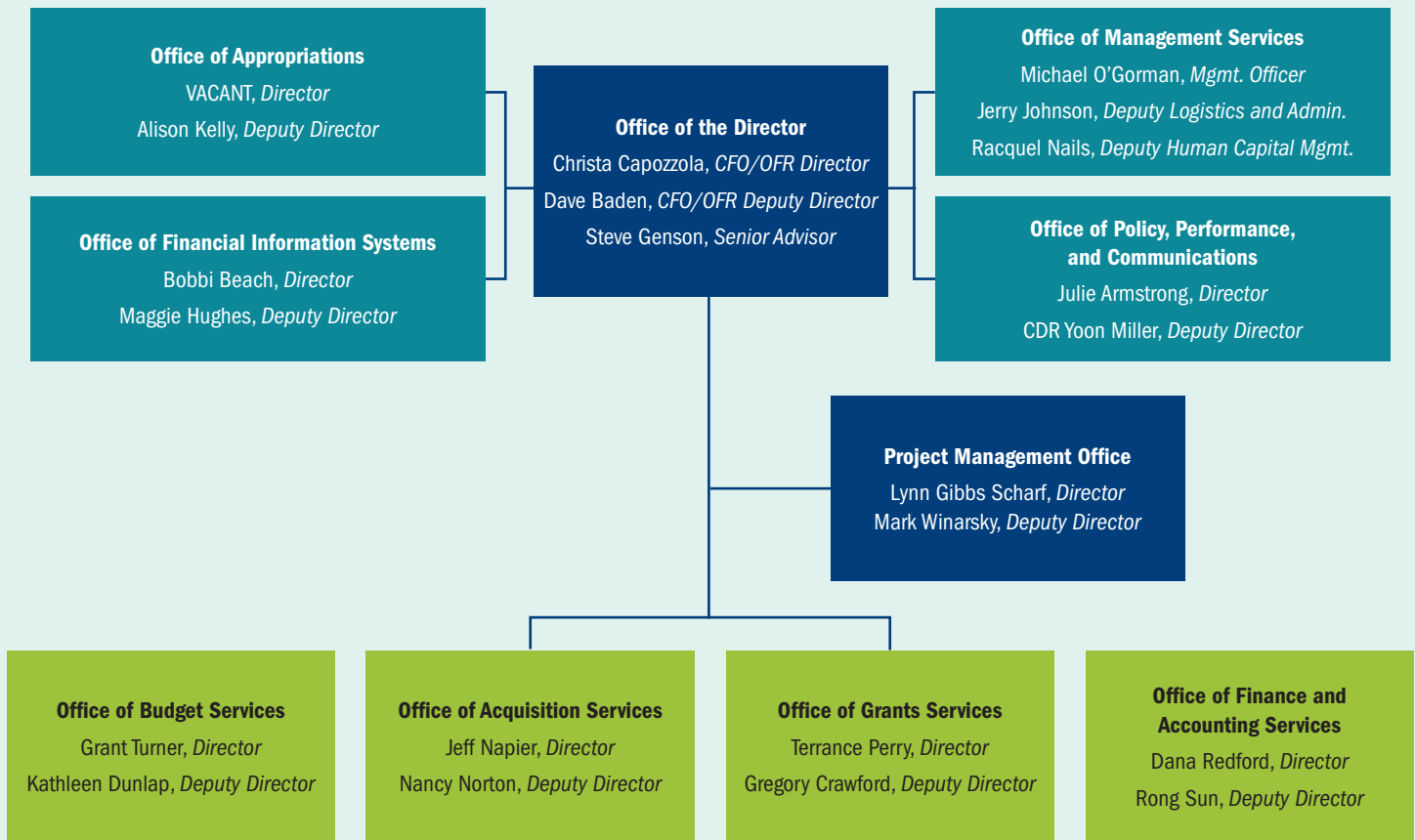
CIO	# of Actions	Sum of Contract Dollars	% of Actions	% of Total
ATSDR	104	\$14,220,376	0.7%	0.2%
CGH	769	\$83,589,503	5.4%	1.3%
CSELS	337	\$40,551,703	2.4%	0.6%
HRO	130	\$8,042,621	0.9%	0.1%
ITSO	596	\$78,117,443	4.2%	1.2%
MISO	126	\$77,311,659	0.9%	1.2%
NCBDDD	125	\$37,380,279	0.9%	0.6%
NCCDPHP	535	\$174,007,299	3.8%	2.8%
NCEH	801	\$49,206,566	5.7%	0.8%
NCEZID	2048	\$203,742,307	14.5%	3.2%
NCHHSTP	905	\$103,074,074	6.4%	1.6%
NCHS	579	\$95,297,791	4.1%	1.5%
NCIPC	170	\$35,841,438	1.2%	0.6%
NCIRD	1279	\$4,428,041,020	9.0%	70.3%
NIOSH	2998	\$178,055,235	21.2%	2.8%
OFR	252	\$25,858,685	1.8%	0.4%
OCIO	140	\$6,570,366	1.0%	0.1%
OD	630	\$98,041,159	4.5%	1.6%
OID	39	-\$2,571,846	0.3%	0.0%
ONDIEH	14	\$467,960	0.1%	0.0%
OPHPR	579	\$428,065,240	4.1%	6.8%
OPHSS	59	\$35,103,501	0.4%	0.6%
OSSAM	903	\$93,245,505	6.4%	1.5%
OSTLTS	19	\$9,575,749	0.1%	0.2%
Grand Total	14,137	\$6,300,835,642	100.0%	100.0%

Contract dollars data in this table do not reflect auto-closeout actions.



Centers for Disease Control and Prevention
Office of the Chief Operating Officer

Office of Financial Resources Organization Chart



OFR's Vision and Mission

VISION

Excellence and innovation in the investment and management of public funds for public health through the proud contributions of a talented and diverse workforce.

MISSION

The Office of Financial Resources contributes to the achievement of positive public health outcomes at CDC by providing exemplary customer-focused leadership and fiscal stewardship in appropriations, acquisitions, assistance, and financial management with accountability and sound business practices.