

2018

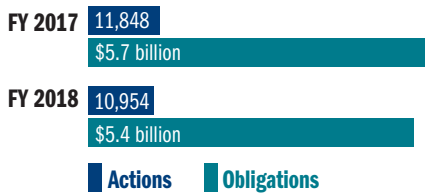
OFFICE OF FINANCIAL RESOURCES

FY 2018 ASSISTANCE SNAPSHOT

The Office of Financial Resources (OFR) awards more than 22,000 acquisition and assistance actions each year, obligating more than \$11.4 billion in federal funds. This allows public health funds to more quickly and effectively reach intended populations to maximize public health outcomes.

In FY 2018, the Office of Grants Services (OGS) supported 4,548 grant awards to 1,305 recipients. These 4,548 awards generated 10,954 actions OGS processed and put more than \$5.4 billion into public health programs and research around the world. OGS also published 136 new Notice of Funding Opportunities (NOFOs) and had 1004 active NOFOs.

Comparison of FY 2017 and FY 2018 Total Grant Actions and Obligations Processed by OGS

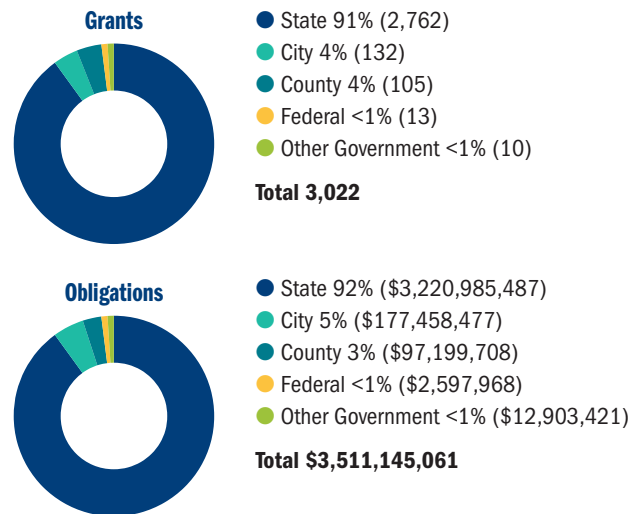


CDC FY 2018 Grant Funds Obligated Through Centers, Institutes, and Offices (CIOs)

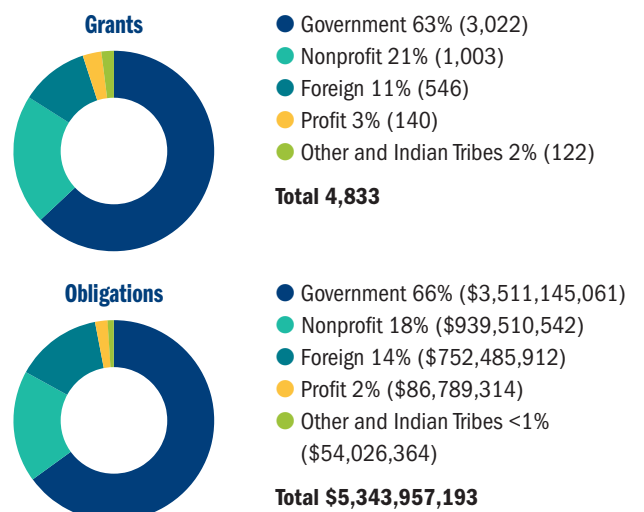
CIO	NOFOs	Grants	Actions	Obligations
ATSDR	11	42	100	\$18,392,574
CGH	489	720	2069	\$1,337,458,873
CSELS	13	49	123	\$43,509,568
NCBDDD	43	269	568	\$64,164,647
NCCDPHP	113	1093	2455	\$712,416,682
NCEH	35	189	446	\$84,267,101
NCEZID	48	159	543	\$233,999,724
NCHHSTP	104	795	2304	\$745,472,340
NCHS	2	4	7	\$694,500
NCIPC	47	320	786	\$197,957,873
NCIRD	56	257	409	\$386,295,541
NIOSH	34	229	395	\$115,445,406
OD	4	13	21	\$4,721,192
OPHPR	6	168	374	\$1,071,089,376
OSTLTS	10	241	354	\$396,013,170
Total	1004	4548	10954	\$5,411,898,567

Grant and action counts are based on the organization that administers the grant. Dollars are based on the organization providing funding, regardless of which organization administers the grant.

CDC FY 2018 Percentage of Grants Awarded by the Type of Government Recipient



CDC FY 2018 Percentage of Grants Awarded by Grantee Type


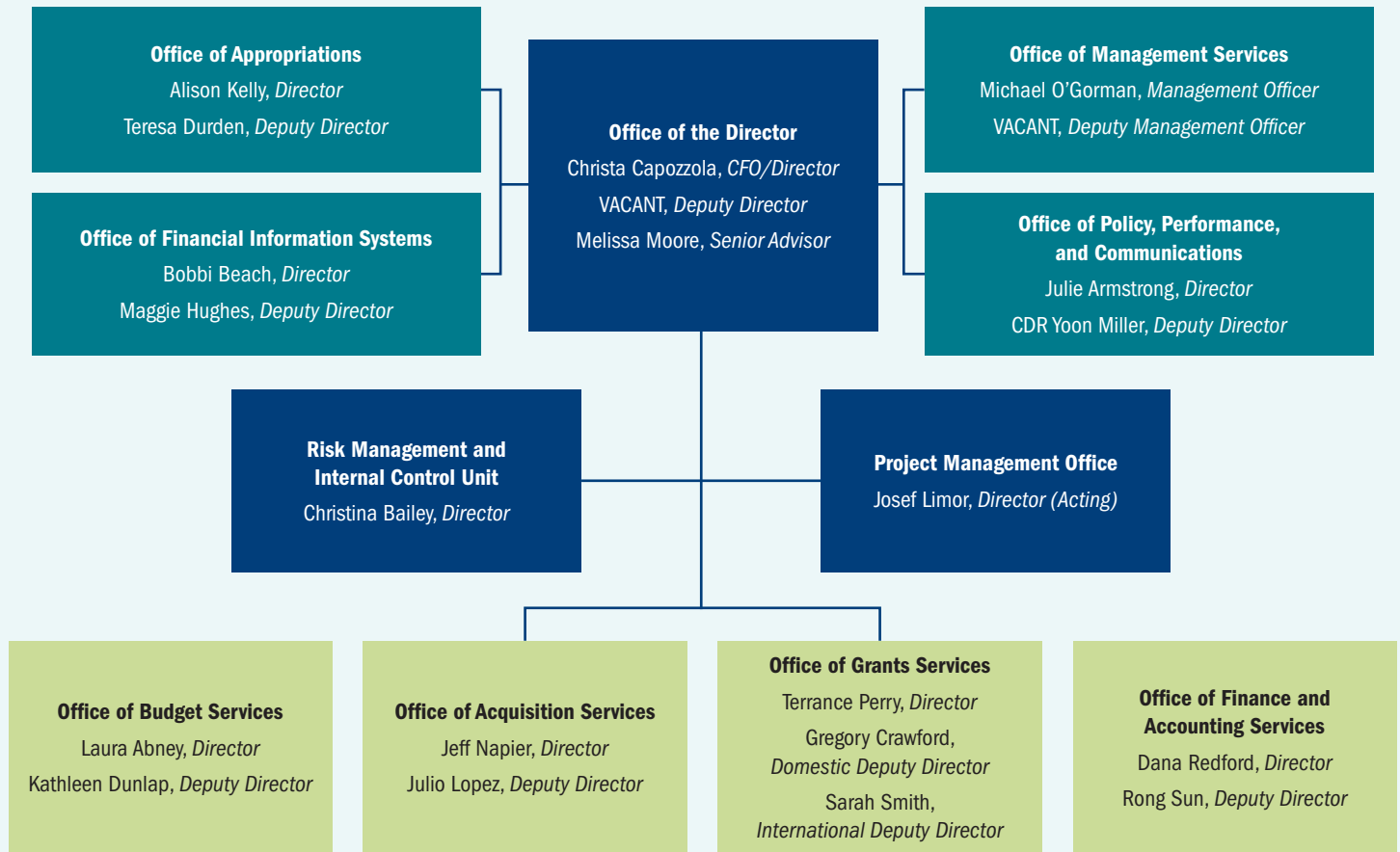


Data for these charts are from <http://tags.hhs.gov>. Manual transactions may cause system totals to not match FY 2018 amount in other charts.



Centers for Disease Control and Prevention
Office of the Chief Operating Officer

Office of Financial Resources Organization Chart



OFR’s Vision and Mission

VISION

Excellence and innovation in the investment and management of public funds for public health through the proud contributions of a talented and diverse workforce

MISSION

The Office of Financial Resources contributes to the achievement of positive public health outcomes at CDC by providing exemplary customer-focused leadership and fiscal stewardship in appropriations, acquisitions, assistance, and financial management with accountability and sound business practices