

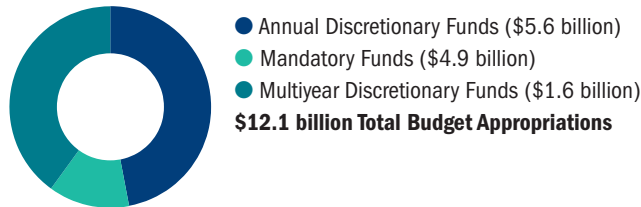
# 2018

# OFFICE OF FINANCIAL RESOURCES

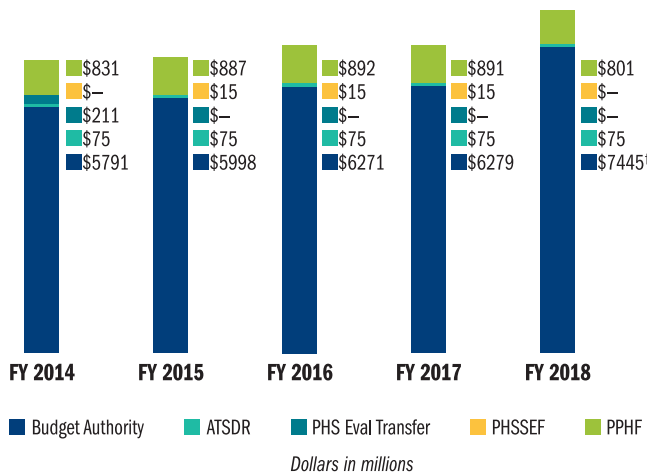
## FY 2018 SNAPSHOT

In FY 2018, the Office of Financial Resources (OFR) provided financial support for public health action in 50 states, 8 territories, and in 84 countries to keep America safe, healthy, and secure. CDC obligated \$12.1 billion for grants, cooperative agreements, contracts, and intramural support in order to protect the nation's health.

### CDC FY 2018 Budget (By Type of Authority)



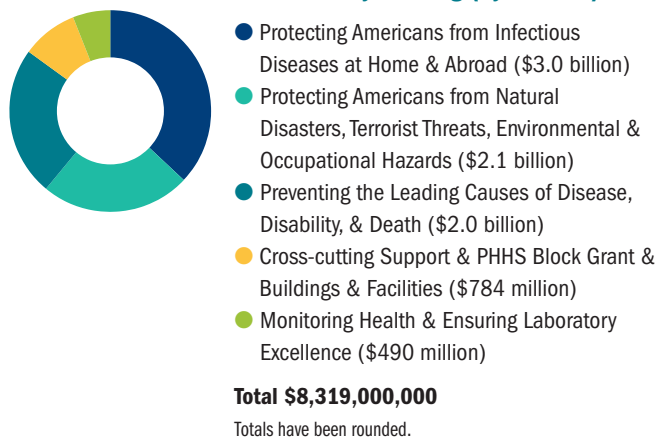
### CDC Program Level FY 2014–2018



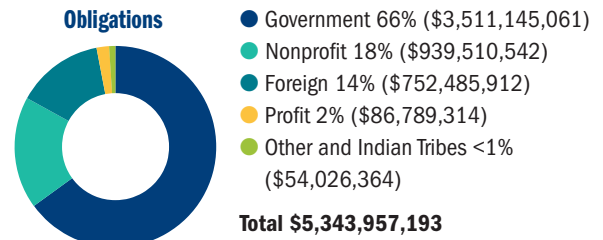
Agency for Toxic Substances and Disease Registry (CDC/ATSDR), Public Health Service Evaluation Set-Aside (PHS Eval Transfer), Public Health and Social Services Emergency Fund (PHSSEF), Prevention and Public Health Fund (PPHF)

<sup>†</sup> FY 2018 budget authorities includes \$240 million in one-time funding from the Nonrecurring Expenses Fund.

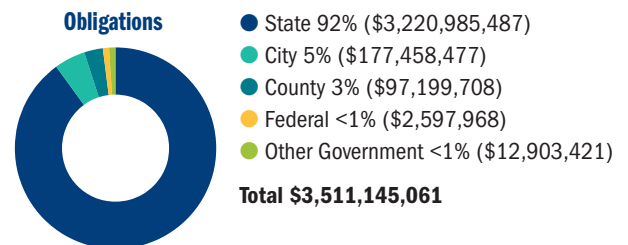
### CDC FY 2018 Discretionary Funding (By Mission)



### CDC FY 2018 Percentage of Grants Awarded by Grantee Type



### CDC FY 2018 Percentage of Grants Awarded by the Type of Government Recipient



Data for these charts are from <http://tags.hhs.gov>. Manual transactions may cause system totals to not match FY 2018 amount in other charts.

### CDC FY 2018 Grant Funds Obligated Through Centers, Institutes, and Offices (CIOs)

CIO	NOFOs	Grant Actions	Grants Funds Obligations	Contract Actions	Sum of Contract Dollars
ATSDR	11	100	\$18,392,574	117	\$25,088,332.83
CGH	489	2069	\$1,337,458,873	734	\$59,431,506.07
CSELS	13	123	\$43,509,568	339	\$57,520,837.58
NCBDDD	43	568	\$64,164,647	106	\$20,380,040.75
NCCDPHP	113	2455	\$712,416,682	361	\$161,806,209.63
NCEH	35	446	\$84,267,101	614	\$46,713,876.84
NCEZID	48	543	\$233,999,724	1696	\$107,796,679.32
NCHHSTP	104	2304	\$745,472,340	598	\$93,273,939.33
NCHS	2	7	\$694,500	464	\$108,710,048.50
NCIPC	47	786	\$197,957,873	167	\$38,503,219.83
NCIRD	56	409	\$386,295,541	1232	\$4,416,006,028.74
NIOSH	34	395	\$115,445,406	2087	\$236,249,678.75
OD	4	21	\$4,721,192	1915	\$391,012,381.60
OPHPR	6	374	\$1,071,089,376	774	\$248,895,593.83
OSTLTS	10	354	\$396,013,170	18	\$9,803,240.39
<b>Grand Total</b>	<b>1004</b>	<b>10954</b>	<b>\$5,411,898,567</b>	<b>11,222</b>	<b>\$6,021,218,613.99</b>

Grant and action counts are based on the organization that administers the grant. Grant dollars are based on the organization providing funding, regardless of which organization administers the grant. Contract dollars data in this table do not reflect auto-closeout actions.




Centers for Disease Control and Prevention  
Office of the Chief Operating Officer

In today's interconnected world, diseases can spread from an isolated, rural village to any major city in as little as 36 hours.

The U.S. cannot protect its borders and the health of its citizens without addressing diseases elsewhere in the world. CDC works 24/7 to protect Americans and save lives around the world by detecting and controlling outbreaks at their source.



Country with CDC presence



## OFR's Vision and Mission

### VISION

**Excellence and innovation in the investment and management of public funds for public health through the proud contributions of a talented and diverse workforce**

### MISSION

**The Office of Financial Resources contributes to the achievement of positive public health outcomes at CDC by providing exemplary customer-focused leadership and fiscal stewardship in appropriations, acquisitions, assistance, and financial management with accountability and sound business practices**