

OFFICE OF FINANCIAL RESOURCES FISCAL YEAR 2019 ANNUAL REPORT

STRATEGIC
PARTNERSHIP



COMMITMENT
TO EXCELLENCE



ACCOUNTABILITY AND
FINANCIAL INTEGRITY



RESOURCE
MANAGEMENT
SYSTEMS



Centers for Disease
Control and Prevention
Office of the Chief
Operating Officer

OFR's work demonstrates our commitment to engage in best business practices and find solutions to critical business problems. In FY 2019, OFR:

- **Processed over 23,000 contract and grant actions and provided over \$11.6 billion for public health programs**
- **Awarded over \$623 million from the Prevention and Public Health Fund to support core public health programs**
- **Coordinated responses to 105 Freedom of Information Act requests, closed 16 Government Accountability Office and Office of the Inspector General evaluations and audits, and led or co-led 10 new engagements**
- **Received (through HHS) an unmodified opinion for the 21st consecutive year in the FY 2019 Agency Financial Report**
- **Received (through HHS) the sixth consecutive Certificate of Excellence in Accountability Reporting Award from the Association of Government Accountants**
- **Conducted 539 briefings, Hill announcements, events, and visits to educate key appropriations offices and Congressional staff**
- **Trained over 64 international staff on funds management, internal controls, and the Integrated Resources Information System for international program funds**
- **Trained Program Resource Management (PRM) staff during 13 classes on Integrated Resources Information System Budget & Performance Integration, payroll management, and PRM Foundations as part of the Advancing Budget Execution implementation**

Director's Letter



As a trusted steward of public funds, the Office of Financial Resources (OFR) enables the Centers for Disease Control and Prevention and the Agency for Toxic Substances and Disease Registry (CDC/ATSDR*) to achieve its core public health mission to protect people around the globe.

In FY 2019, we maintained our involvement in expanding crucial public health initiatives. OFR worked closely with CDC Director Dr. Robert Redfield's office and the National Center for HIV/AIDS, Viral Hepatitis, STD, and TB Prevention (NCHHSTP), as well as colleagues in the Department of Health and Human Services (HHS), to develop "Ending the HIV Epidemic: A Plan for America," a proposal to reduce new HIV infections by 90% in ten years in the United States. The President announced the plan at the January 2019 State of the Union address. Following the announcement and the publication of the President's budget, OFR briefed members of Congress and their staff to educate stakeholders regarding the opportunity outlined in the proposal. The initiative had broad bi-partisan support. Congress provided an increase of \$140 million to CDC to begin to implement in the FY 2020 appropriation.

I am proud to work with skilled and dedicated staff who work hand in hand with CDC's Centers, Institute, and Offices (CIOs). They are innovators and thinkers who help the agency run more efficiently and effectively, and they protect CDC through accountability and risk management.

During the last fiscal year, OFR advanced our business practices and developed efficient and effective solutions to critical business issues. In FY 2019, we:

- Launched the Interagency Agreement Navigator web-based tracking system to support centralized management of Interagency Agreements (IAAs) across CDC.
- Transferred certain budget functions and personnel from OFR's Office of Budget Services (OBS) to CIOs with the creation of new Program Resource Management units for improved fiscal oversight and operational efficiencies.
- Implemented the Global Health Portfolio pilot to help OBS, the Office of Acquisition Services (OAS), and the Office of Grants Services (OGS) work with the Center for Global Health in planning, execution, and close-out.
- Streamlined and shortened the closing and reopening of the Unified Financial Management System.
- Completed A-123 testing and issued the Statement of Assurance with no significant deficiencies or material weaknesses.
- Continued our Planning and Execution Project with CIOs to jointly develop budget execution goals and identify cross-cutting issues.

OFR, as part of CDC's Office of the Chief Operating Officer (OCOO), also led CDC in piloting the Maturity Framework Tool which will assist CDC and all HHS agencies in evaluating and improving their grant management efforts. OFR helped lead the Department's first consolidated buying pilot project of laboratory supplies that are common to CDC, the Food and Drug Administration, and the National Institutes of Health. The economies resulting from consolidating HHS lab requirements are projected to save and redirect millions of dollars to other mission objectives.

It is my pleasure to share with you some of OFR's many FY 2019 achievements in this annual report. We are excited about our ongoing collaboration and partnership as we continue to innovate and modernize to advance CDC's priorities to end epidemics, eliminate disease, and secure global health and America's preparedness.

Sincerely,

Christa Capozzola
Chief Financial Officer
Director, Office of Financial Resources

*CDC/ATSDR is referred to as CDC throughout this document.

OF R Supports “Ending the HIV Epidemic: A Plan for America” Initiative

The Ending the HIV Epidemic (EHE) initiative, announced by President Trump in February 2019, is a once-in-a-generation opportunity to eliminate new HIV infections in the United States.

In response to this announcement, CDC sought to jumpstart EHE by identifying and selecting certain jurisdictions to implement pilot activities within the existing HIV prevention and surveillance programs and by launching a new EHE planning Notice of Funding Opportunity (NOFO).

The announcement of this new initiative came immediately after all grant award processing deadlines had passed. These urgent, highly visible, and time-sensitive requirements were handled by OFR’s Office of Grants Services (OGS).

OGS partnered with the National Center for HIV/AIDS, Viral Hepatitis, STD, and TB Prevention (NCHHSTP) to secure the administrative grant requirements for the identified three states that met qualifications: Georgia (DeKalb County), Louisiana (East Baton Rouge), and Maryland (Baltimore City).

For the pilot activities, the three selected states received supplemental funds, that OGS had to review and award, to their existing HIV and STD cooperative agreements. The team had to ensure that each selected state had a solid record of achievement in the area of HIV prevention, while still carrying a high HIV burden.

In addition to the pilot, OGS partnered with NCHHSTP to develop a new NOFO to support strategic partnerships, communication, peer-to-peer technical assistance, and jurisdictional planning efforts to address emerging needs of targeted jurisdictions through CDC-funded state and local health departments and their ability to end the HIV epidemic in the U.S.

This collaborative partnership between OGS and NCHHSTP accelerated funding to the EHE public health initiative. For the new NOFO, CDC obligated \$13.5 million for a total of 33 new awards in 21 days.

This is one of many examples of OFR’s mission support activities for CDC public health initiatives.



Eugene McCray, MD, Director, Division of HIV/AIDS Prevention (DHAP), National Center for HIV/AIDS, Viral Hepatitis, STD, and TB Prevention (NCHHSTP), speaks at the OFR All Hands, June 25, 2019.



OFR’s Ending the HIV Epidemic Team was nominated for OCOO’s Contribution to Public Health Impact Award for “significant contributions, effective collaboration, and application of innovative approaches to obligate and fund state-based awards for CDC’s new Ending the HIV Epidemic Program.”

Group photo (left to right): Rhonda Porter, Rhonda Perry-Colbert, Constance Jarvis, Arthur Lusby, Edna Green, Thelma Jackson. Not pictured: Portia Brewer, Carla Harper.

Looking forward, in FY 2020 OFR will:

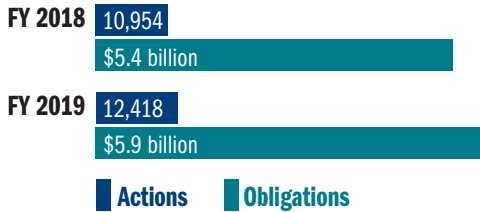
- Ensure the HHS policies are followed and maintain dedicated response resources for financial assessments and grants management activities
- Partner with CIOs and programs to modernize the agency’s Resource Management System and Acquisition Management System
- Coordinate the funding of CDC programs, resources, and infrastructure in support of the *Ending the HIV Epidemic: A Plan for America* initiative to reduce new HIV infections by 90% in the next 10 years
- Prepare to respond to emerging public health threats or priorities in support of CDC’s critical public health mission

FY 2019 Grants At-A-Glance

Grants

In FY 2019, OGS supported 5,010 grant awards to 1,289 recipients. These 5,010 awards generated 12,418 actions. OGS processed and put more than \$5.9 billion into public health programs and research around the world. OGS also published 108 new Notice of Funding Opportunities (NOFOs).

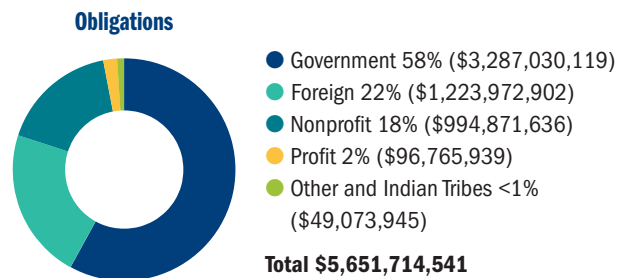
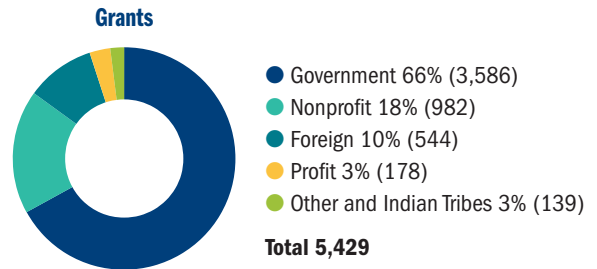
Comparison of FY 2018 and FY 2019 Total Grant Actions and Obligations Processed by OGS



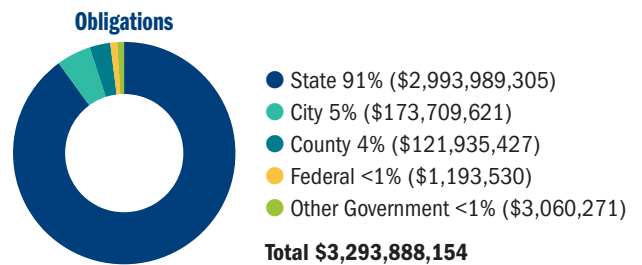
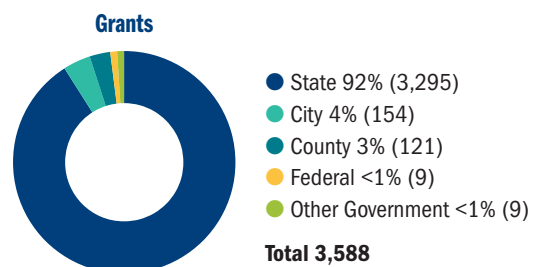
FY 2019 Grant Funds Obligated Through CDC's Centers, Institute, and Offices (CIOs)

CIO	NOFOs	Grants	Actions	Obligations
ATSDR	13	49	108	\$25,054,009
CGH	447	644	2,358	\$2,024,988,397
CPR	7	247	730	\$617,977,075
CSELS	10	35	68	\$28,090,682
CSTLTS	10	278	477	\$325,988,665
NCBDDD	39	215	534	\$67,100,495
NCCDPHP	101	1,122	2,954	\$733,263,603
NCEH	34	198	516	\$76,792,973
NCEZID	53	195	656	\$310,372,530
NCHHSTP	126	938	2,052	\$758,483,587
NCHS	2	2	7	\$819,401
NCIPC	60	480	975	\$422,733,748
NCIRD	58	281	459	\$425,627,796
NIOSH	17	316	500	\$119,035,756
OD	5	10	24	\$4,850,051
Grand Total	982	5,010	12,418	\$5,941,178,767

CDC FY 2019 Percentage of Grants Awarded by Grantee Type



CDC FY 2019 Percentage of Grants Awarded by the Type of Government Recipient



Grant and action counts are based on the organization that administers the grant. Dollars are based on the organization providing funding, regardless of which organization administers the grant.

Data for these charts are from <http://taggs.hhs.gov>. Manual transactions may cause system totals to not match FY 2019 amounts in other charts.

FY 2019 Contracts At-A-Glance

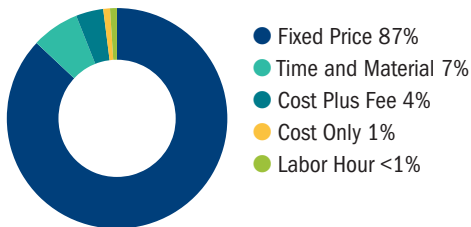
Contracts

In FY 2019, OAS processed 10,609 contract actions that totaled \$5.7 billion supporting public health programs and research around the world.

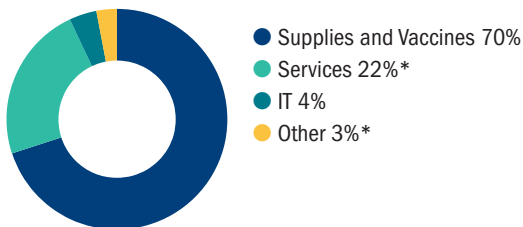
Comparison of FY 2018 and FY 2019 Total Contract Actions and Obligations Processed by OAS



CDC FY 2019 Percentage of Contract Obligations by Type



CDC FY 2019 Percentage of Contract Obligations by Category



*Services includes some IT services. Other includes Equipment and Furniture, Construction, and Architect and Engineering services.

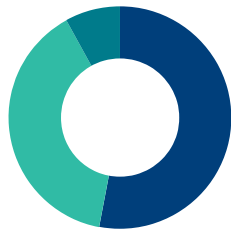
FY 2019 Allocation of Contracts Through CDC's Centers, Institute, and Offices (CIOs)

CIO	# of Actions	Sum of Contract Dollars
ATSDR	116	\$13,330,275
CGH	571	\$52,166,514
CPR	265	\$30,048,706
CSELS	321	\$64,482,583
CSTLTS	30	\$10,408,166
DDID	27	\$5,814,751
DDNID	6	\$697,656
DDPHSS	26	\$5,278,772
HRO	55	\$6,110,158
NCBDDD	86	\$22,473,337
NCCDPHP	399	\$183,591,540
NCEH	659	\$44,536,543
NCEZID	1,611	\$86,826,012
NCHHSTP	508	\$92,663,338
NCHS	976	\$91,369,838
NCIPC	236	\$45,417,814
NCIRD	961	\$4,231,948,177
NIOSH	1,858	\$244,431,106
OCIO	643	\$221,746,551
OCOO OD	32	\$11,658,145
OD	314	\$17,197,397
OFR	179	\$24,108,773
OLSS	27	\$4,577,500
OSSAM	703	\$237,421,247
Grand Total	10,609	\$5,748,304,899

FY 2019 Budget and Appropriations At-A-Glance

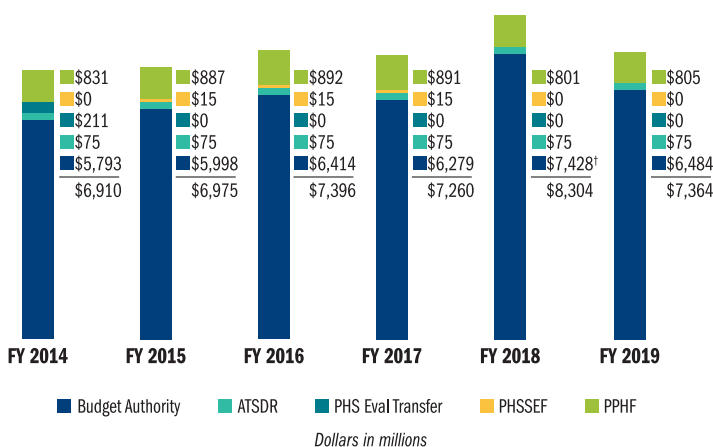
In FY 2019, the Office of Financial Resources (OFR) facilitated 539 Congressional staff interactions supporting public health programs and research around the world.

CDC FY 2019 Budget (by Type of Authority)



- Annual Discretionary Funds (\$6.4 billion)
 - Mandatory Funds (\$4.7 billion)
 - Multiyear Discretionary Funds (\$1.0 billion)
- \$12.1 billion Total Budget Appropriations**

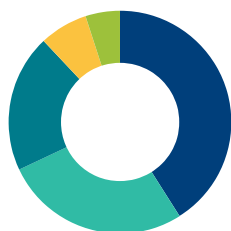
CDC Program Level FY 2014–2019



Agency for Toxic Substances and Disease Registry (CDC/ATSDR), Public Health Service Evaluation Set-Aside (PHS Eval Transfer), Public Health and Social Services Emergency Fund (PHSSEF), Prevention and Public Health Fund (PPHF).

† FY 2018 budget authority includes \$240 million in one-time funding from the Nonrecurring Expenses Fund.

CDC/ATSDR FY 2019 Discretionary Funding (by Mission)



Totals have been rounded.


- Protecting Americans from Infectious Diseases at Home and Abroad (\$3.0 billion)
- Preventing the Leading Causes of Disease, Disability, & Death (\$2.0 billion)
- Protecting Americans from Natural Disasters, Terrorist Threats, Environmental & Occupational Hazards (\$1.5 billion)
- Monitoring Health & Ensuring Laboratory Excellence (\$496 million)
- Cross-cutting Support & PHHS Block Grant & Buildings & Facilities (\$357 million)

Total \$7.4 billion

FY 2019 Finance At-A-Glance

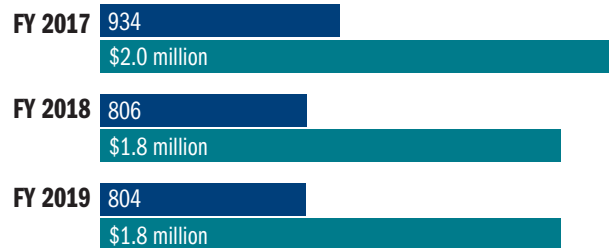
In FY 2019, OFR's Office of Finance and Accounting Services (OFAS) collected \$92.8 million in accounts receivable* and processed \$257.9 million in reimbursable agreements supporting public health programs and research worldwide, of which CDC obligated \$160.1 million.

Reimbursable Interagency Agreements



Agreements Funding

Permanent Change of Station Vouchers



Vouchers Funding

Transportation Vouchers



Vouchers Funding


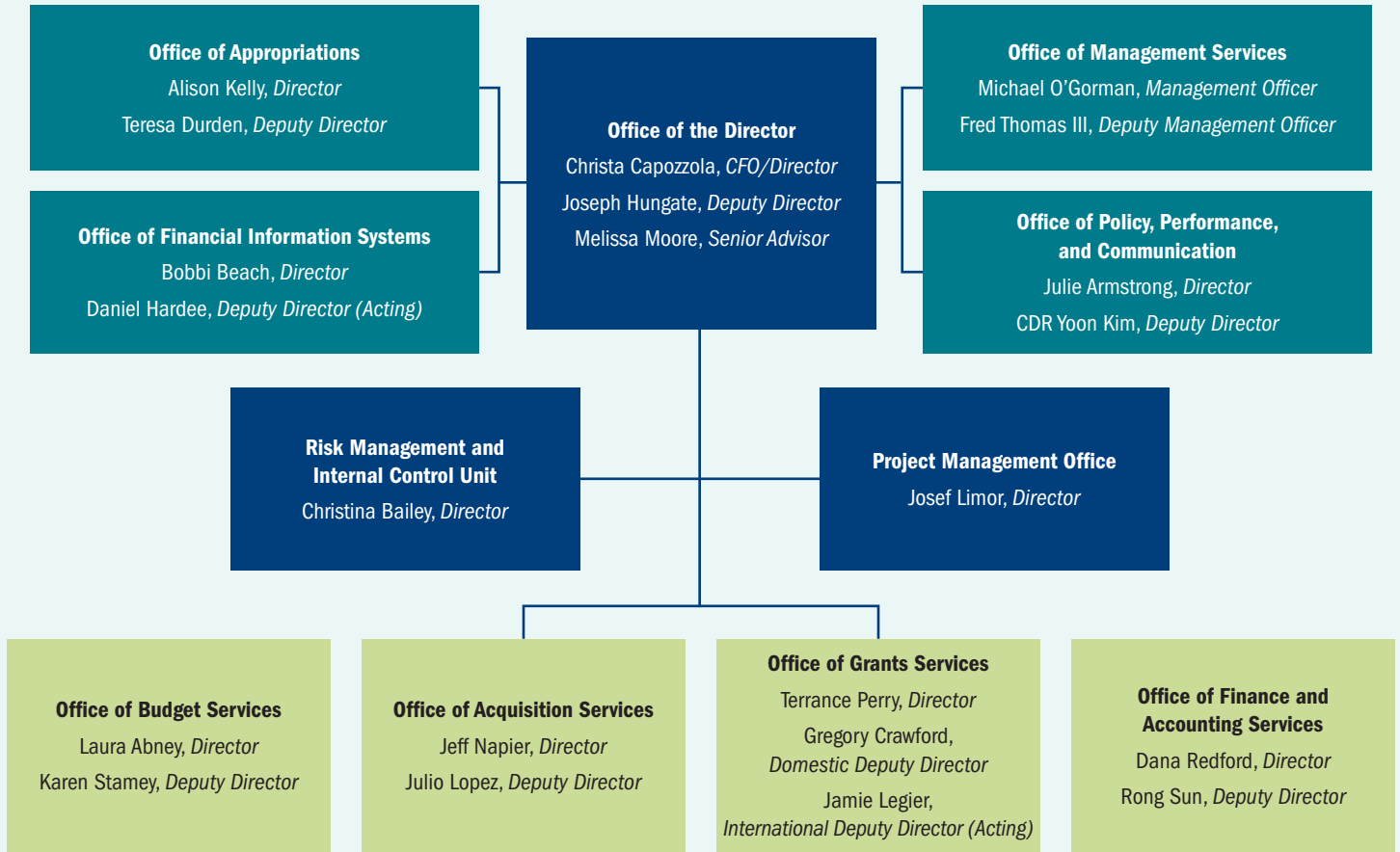
*Outstanding invoices CDC has or the money that is owed to CDC.

Domestic Grant Programs with the Largest Total Funding Amounts

Approximately 78 percent of CDC's domestic funding is provided directly to state and local entities to protect America from health, safety, and security threats, both foreign and in the U.S.

	Public Health Emergency Preparedness (PHEP) Cooperative Agreement	62 Recipients	\$617,912,075 Obligations
	Integrated HIV Surveillance and Prevention Programs for Health Departments	60 Recipients	\$396,760,610 Obligations
	Immunization and Vaccines for Children	65 Recipients	\$373,629,022 Obligations
	Overdose Data to Action	63 Recipients	\$301,733,323 Obligations
	2019 Epidemiology and Laboratory Capacity for Prevention and Control of Emerging Infectious Diseases (ELC)	64 Recipients	\$231,100,745 Obligations
	Cancer Prevention and Control Programs for State, Territorial, and Tribal Organizations	83 Recipients	\$215,284,167 Obligations
	Preventive Health and Health Services: Strengthening Public Health Systems and Services through National Partnerships to Improve and Protect the Nation's Health (financed in part by Prevention and Public Health Funds [PPHF])	39 Recipients	\$148,537,647 Obligations
	Preventive Health and Health Services Block Grant—2019	61 Recipients	\$146,965,577 Obligations
	Diabetes and Heart Disease & Stroke Prevent Programs—Improving the Health of Americans through Prevention and Management of Diabetes and Heart Disease and Stroke	51 Recipients	\$110,000,000 Obligations
	Strengthening STD Prevention and Control for Health Departments (STD PCHD)	59 Recipients	\$93,382,097 Obligations

Office of Financial Resources Organization Chart



OFR’s Vision and Mission

VISION

Excellence and innovation in the investment and management of public funds for public health through the proud contributions of a talented and diverse workforce

MISSION

The Office of Financial Resources contributes to the achievement of positive public health outcomes at CDC by providing exemplary customer-focused leadership and fiscal stewardship in appropriations, acquisitions, assistance, and financial management with accountability and sound business practices