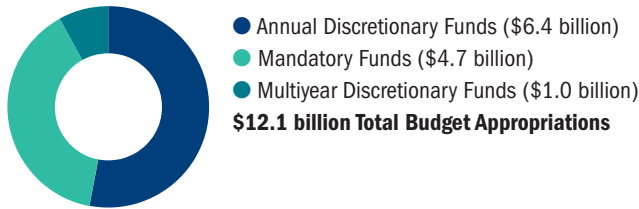


# OFFICE OF FINANCIAL RESOURCES

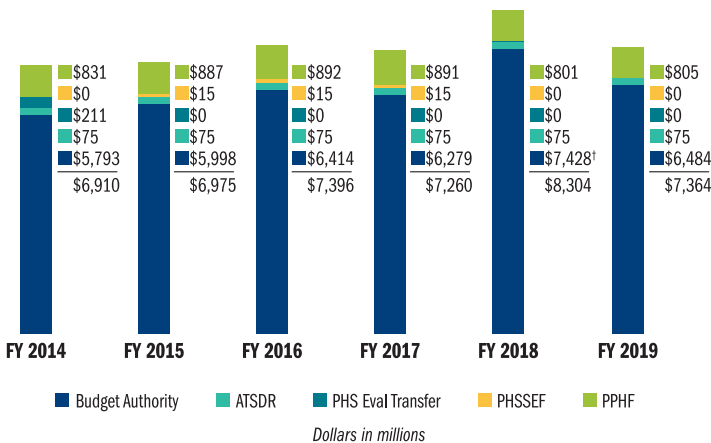
## FY 2019 SNAPSHOT

In FY 2019, the Office of Financial Resources (OFR) provided financial support for public health action in 50 states, 8 territories, and in 83 countries to keep America safe, healthy, and secure. CDC obligated \$12.1 billion for grants, cooperative agreements, contracts, and intramural support in order to protect the nation's health.

### CDC FY 2019 Budget (By Type of Authority)



### CDC Program Level FY 2014–2019



Agency for Toxic Substances and Disease Registry (CDC/ATSDR), Public Health Service Evaluation Set-Aside (PHS Eval Transfer), Public Health and Social Services Emergency Fund (PHSSEF), Prevention and Public Health Fund (PPHF).

<sup>†</sup> FY 2018 budget authority includes \$240 million in one-time funding from the Nonrecurring Expenses Fund.

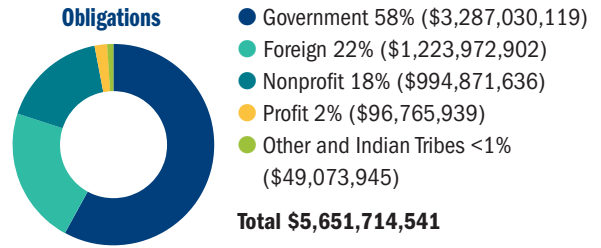
### CDC FY 2019 Discretionary Funding (By Mission)



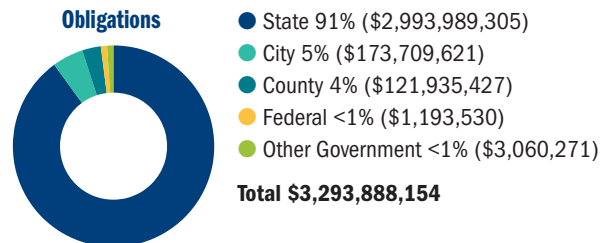
**Total \$7.4 billion**

Totals have been rounded.

### CDC FY 2019 Percentage of Grants Awarded by Grantee Type



### CDC FY 2019 Percentage of Grants Awarded by the Type of Government Recipient



Data for these charts are from <http://tags.hhs.gov>. Manual transactions may cause system totals to not match FY 2019 amount in other charts.

### CDC FY 2019 Grant and Contract Funds Obligated Through Centers, Institute, and Offices (CIOs)

CIO	NOFOs	Grant Actions	Grants Funds Obligations	Contract Actions	Sum of Contract Dollars
ATSDR	13	108	\$25,054,009	116	\$13,330,275
CGH	447	2,358	\$2,024,988,397	571	\$52,166,514
CPR	7	730	\$617,977,075	265	\$30,048,706
CSELS	10	68	\$28,090,682	321	\$64,482,583
CSLTIS	10	477	\$325,988,665	30	\$10,408,166
NCBDDD	39	534	\$67,100,495	86	\$22,473,337
NCCDPHP	101	2,954	\$733,263,603	399	\$183,591,540
NCEH	34	516	\$76,792,973	659	\$44,536,543
NCEZID	53	656	\$310,372,530	1,611	\$86,826,012
NCHHSTP	126	2,052	\$758,483,587	508	\$92,663,338
NCHS	2	7	\$819,401	976	\$91,369,838
NCIPC	60	975	\$422,733,748	236	\$45,417,814
NCIRD	58	459	\$425,627,796	961	\$4,231,948,177
NIOSH	17	500	\$119,035,756	1,858	\$244,431,106
OD	5	24	\$4,850,051	2,012	\$534,610,951
<b>Grand Total</b>	<b>982</b>	<b>12,418</b>	<b>\$5,941,178,767</b>	<b>10,609</b>	<b>\$5,748,304,899</b>


Grant and action counts are based on the organization that administers the grant. Grant dollars are based on the organization providing the funding, regardless of which organization administers the grant. OD includes the following offices: DDID, DDNID, DDPHSS, HRO, OCIO, OCOO OD, OD, OFR, OLSS, and OSSAM.



Centers for Disease Control and Prevention  
 Office of the Chief Operating Officer

In today's interconnected world, diseases can spread from an isolated, rural village to any major city in as little as 36 hours.

The U.S. cannot protect its borders and the health of its citizens without addressing diseases elsewhere in the world. CDC works 24/7 to protect Americans and save lives around the world by detecting and controlling outbreaks at their source.



## OFR's Vision and Mission

### VISION

**Excellence and innovation in the investment and management of public funds for public health through the proud contributions of a talented and diverse workforce**

### MISSION

**The Office of Financial Resources contributes to the achievement of positive public health outcomes at CDC by providing exemplary customer-focused leadership and fiscal stewardship in appropriations, acquisitions, assistance, and financial management with accountability and sound business practices**