

# OFFICE OF FINANCIAL RESOURCES: FY 2020 Snapshot at CDC

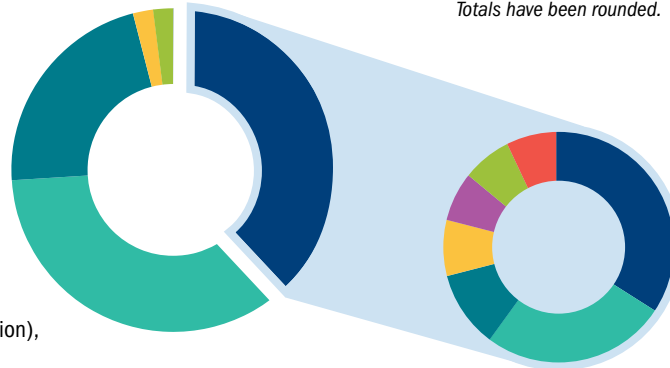
In FY 2020, CDC provided financial support for public health action in 50 states, 9 territories, and 68 countries through its Office of Financial Resources (OFR). OFR obligated \$30.8 billion—from direct appropriations as well as funds from other agencies—for grants, cooperative agreements, contracts, and intramural support to protect the nation's health.

## FY 2020 CDC/ATSDR Appropriations<sup>1</sup>

- **CDC Annual Discretionary Funding<sup>2,3</sup>**  
Program Level (\$7.919 billion)
- **CDC Supplemental Funding<sup>4</sup>**  
Coronavirus Preparedness & Response Supplemental Appropriations Act, 2020 (P.L. 116-123), CARES Act (P.L. 116-136), Paycheck Protection Program & Health Care Enhancement Act (P.L. 116-139) (\$7.5 billion)
- **CDC Mandatory Funding**  
Vaccines for Children (\$4.418 billion), World Trade Center Health Program (\$541 million), Energy Employees Occupational Illness Compensation Program Act (\$51 million)
- **Agency for Toxic Substances and Disease Registry (ATSDR) Annual Discretionary Funding**  
Operating Level (\$77 million)
- **ATSDR Supplemental Funding**  
CARES Act (P.L. 116-136) (\$12.5 million)

## FY 2020 CDC Discretionary Funding (Program Level By Mission)

**Total \$7.919 billion**  
*Totals have been rounded.*



- Protecting Americans from Infectious Diseases (\$2.699 billion)
- Preventing the Leading Causes of Disease, Disability, and Death (\$2.078 billion)
- Protecting Americans from Natural and Bioterrorism Threats (\$850 million)
- Cross-Cutting Support, Preventive Health and Health Services (PHHS) Block Grant, and Buildings and Facilities (B+F) (\$609 million)
- Ensuring Global Disease Protection (\$571 million)
- Keeping Americans Safe from Environmental and Work-Related Hazards (\$557 million)
- Monitoring Health and Ensuring Laboratory Excellence (\$555 million)

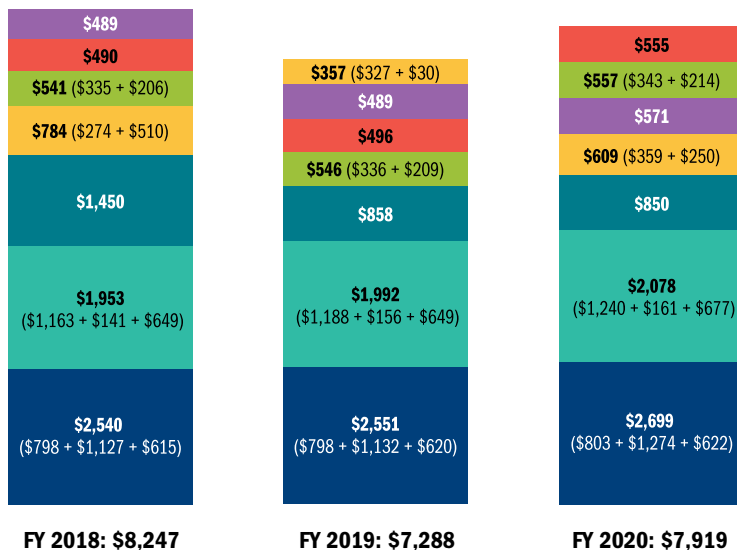
<sup>1</sup> Does not include funds from other agencies, such as the Drug Free Communities program or the President's Emergency Plan For AIDS Relief

<sup>2</sup> Includes \$854 million from Prevention and Public Health Fund appropriated by Congress for core public health activities

<sup>3</sup> Includes \$225 million in one-time funding from the HHS Non-Recurring Expenses Fund directed by Congress for construction of a research support building on the Chamblee campus

<sup>4</sup> Does not include supplemental funds from the Public Health and Social Services Emergency Fund in FY 2020 (\$10.25 billion in transfers) or the Consolidated Appropriations Act, 2021

## FY 2018–2020 CDC Program Level by Mission



- Protecting Americans from Infectious Diseases (Immunization and Respiratory Diseases + HIV, Viral Hepatitis, Sexually Transmitted Infections, and TB + Emerging and Zoonotic Infectious Diseases)
- Preventing the Leading Causes of Disease, Disability, and Death (Chronic + Birth Defects + Injury)
- Protecting Americans from Natural and Bioterrorism Threats (Public Health Preparedness and Response)
- Cross-Cutting Support, PHHS Block Grant, and B+F (Cross-Cutting Support and PHHS Block Grant + B+F)
- Ensuring Global Disease Protection (Global Health)
- Keeping Americans Safe from Environmental and Work-Related Hazards (National Institute for Occupational Safety and Health + Environmental Health)
- Monitoring Health and Ensuring Laboratory Excellence (Public Health Scientific Services)

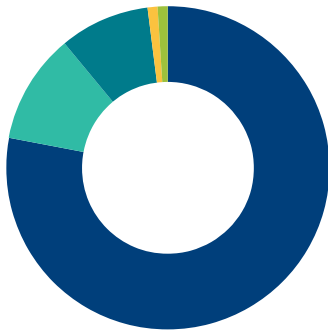
**Enacted amounts; dollars in millions**

*Values rounded to the nearest million dollar amount.*



**Centers for Disease Control and Prevention**  
Office of the Chief Operating Officer

### FY 2020 CDC Grants Awarded by Recipient Type



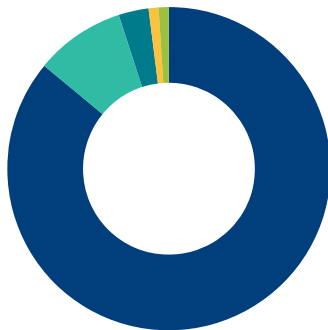
#### Obligations

- Government 79%
- Non-Profit 11%
- Foreign 9%
- Other 1%
- Profit 1%

### FY 2020 CDC Grants and Contracts by Centers, Institute, and Offices (CIO)

CIO	NOFOs	Grant Actions	Grants Funds Obligations	Contract Actions	Contracts Funds Obligated
ATSDDR	13	148	\$31,203,997	104	\$27,284,497
CGH	489	2,624	\$2,703,215,319	393	\$64,798,321
CPR	8	731	\$1,373,672,784	183	\$112,082,053
CSELS	10	53	\$65,806,441	259	\$93,297,039
CSTLTS	12	1,352	\$714,627,507	25	\$12,506,905
NCBDDD	42	539	\$72,173,975	74	\$18,517,073
NCCDPHP	107	2,536	\$765,845,828	407	\$199,183,357
NCEH	30	439	\$91,164,714	441	\$62,168,878
NCEZID	43	828	\$11,389,053,394	1,145	\$244,125,662
NCHHSTP	107	2,019	\$869,346,363	453	\$115,367,209
NCHS	2	5	\$694,108	499	\$72,196,634
NCIPC	63	1,400	\$487,785,590	209	\$38,293,037
NCIRD	58	671	\$788,616,801	943	\$5,183,778,805
NIOSH	16	397	\$117,025,352	1,261	\$256,328,358
OD	4	7	\$1,750,000	1,617	\$492,550,919
OLSS	–	–	–	20	\$4,041,028
OMHHE	2	18	\$3,995,000	8	\$129,292
OS	1	4	\$2,826,000	50	\$8,499,524
<b>Grand Total</b>	<b>1,007</b>	<b>13,771</b>	<b>\$19,478,803,173</b>	<b>8,091</b>	<b>\$7,005,148,592</b>

### FY 2020 CDC Grants Awarded by Government Recipient Type



#### Obligations

- State 87%
- City 9%
- County 3%
- Federal <1%
- Other Government <1%

Data for these charts are from <http://tags.hhs.gov>. Manual transactions may cause system totals to not match FY 2020 amounts in other charts. Numbers are rounded and may not add up to 100%.

Grant and action counts are based on the organization that administers the grant. Grant dollars are based on the organization providing the funding, regardless of which organization administers the grant. OD includes the following offices: DDID, DDNID, DDPHSS, OCOO OD, and OD. Includes funds from direct appropriations as well as funds from other agencies.

## OFR'S VISION AND MISSION

#### Vision

Excellence and innovation in the investment and management of public funds for public health through the proud contributions of a talented and diverse workforce.

#### Mission

The Office of Financial Resources contributes to the achievement of positive public health outcomes at CDC by providing exemplary customer-focused leadership and fiscal stewardship in appropriations, acquisitions, assistance, and financial management with accountability and sound business practices.