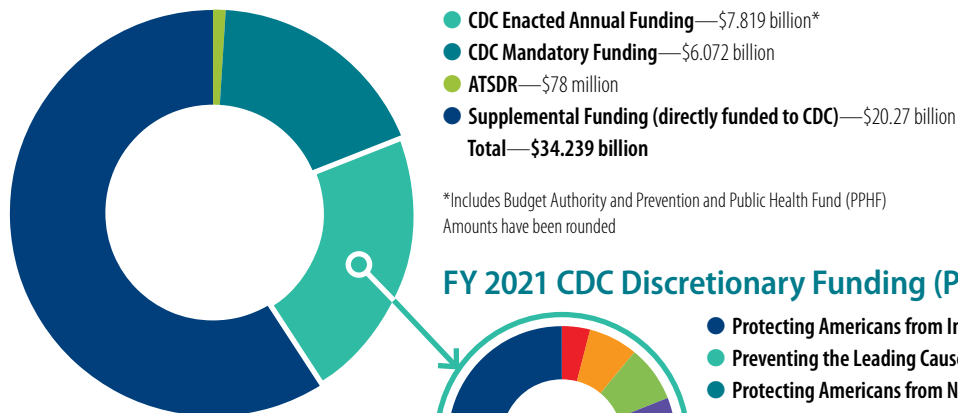


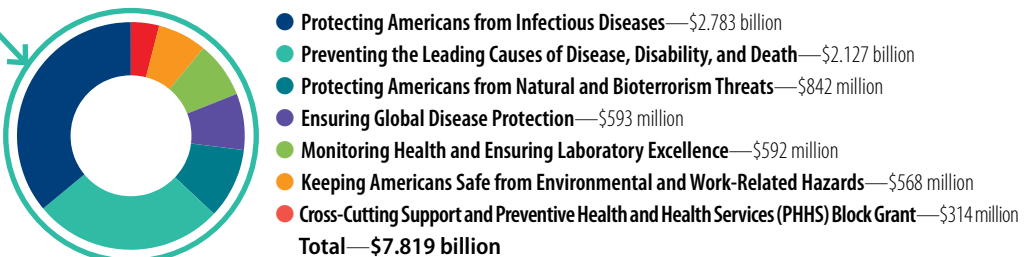
# Office of Financial Resources (OFR): FY 2021 Snapshot at CDC

In FY 2021, CDC provided financial support for public health action in 50 states, 9 territories, and 66 countries through its Office of Financial Resources (OFR). OFR obligated \$66.1 billion—from direct appropriations as well as funds from other agencies—for grants, cooperative agreements, contracts, and intramural support to protect the nation's health.

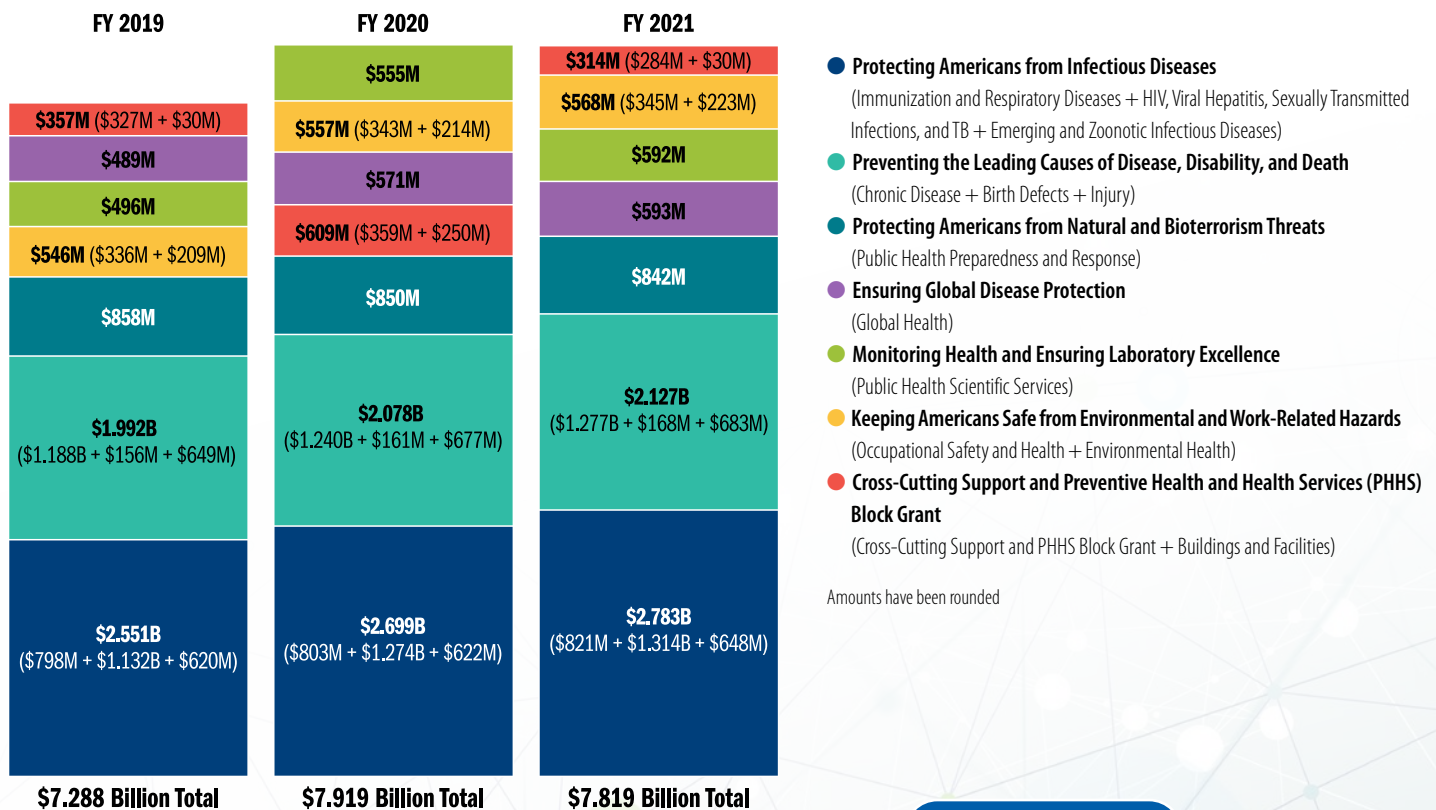
## FY 2021 CDC/ATSDR Appropriations



## FY 2021 CDC Discretionary Funding (Program Level By Mission)

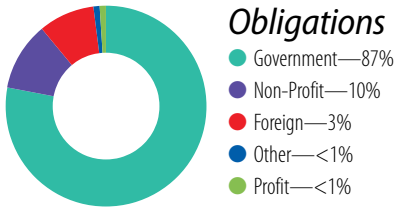
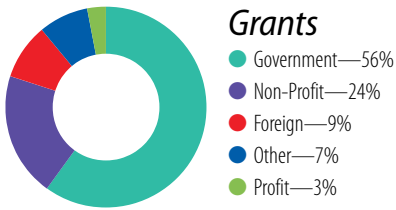


## FY 2019-2021 CDC Program Level by Mission

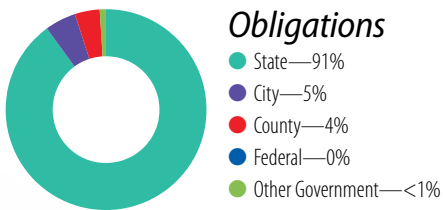
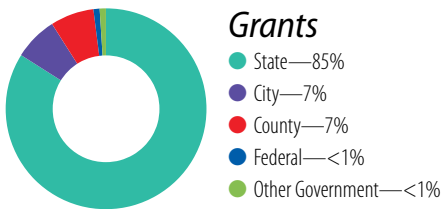


**Centers for Disease Control and Prevention**  
Office of the Chief Operating Officer

## FY 2021 CDC Grants by Recipient Type



## FY 2021 CDC Grants by Government Recipient Type



Data for these charts are from <http://tags.hhs.gov>. Manual transactions may cause system totals to not match FY 2021 amounts in other charts. Numbers are rounded and may not add up to 100%.

## FY 2021 CDC Grants and Contracts by Centers, Institute, and Offices (CIO)

CIO	NOFOs	Grant Actions	Grants Funds Obligations	Contract Actions	Contracts Funds Obligations
<b>ATSDR</b>	13	157	\$32,548,284	102	\$34,753,276
<b>CGH</b>	537	2,897	\$2,121,787,573	368	\$69,196,262
<b>CPR</b>	6	525	\$2,633,162,289	330	\$374,272,362
<b>CSELS</b>	4	29	\$105,899,202	241	\$215,640,368
<b>CSTLTS</b>	13	1,356	\$3,123,221,575	14	\$15,810,404
<b>NCBDDD</b>	45	473	\$82,871,413	69	\$21,790,600
<b>NCCDPHP</b>	108	2,841	\$958,050,175	391	\$210,772,119
<b>NCEH</b>	28	430	\$85,664,795	371	\$54,596,844
<b>NCEZID</b>	51	1,214	\$30,860,393,049	1,196	\$364,254,213
<b>NCHHSTP</b>	91	1,783	\$1,090,098,608	415	\$114,355,116
<b>NCHS</b>	1	5	\$694,495	382	\$92,715,798
<b>NCIPC</b>	72	3,228	\$517,240,787	216	\$50,870,387
<b>NCIRD</b>	58	997	\$7,456,288,513	930	\$5,660,399,136
<b>NIOSH</b>	17	480	\$121,474,687	1,248	\$246,312,308
<b>OD</b>	8	9	\$1,449,697	1,523	\$732,156,680
<b>OLSS</b>	--	--	--	12	\$2,157,927
<b>OMHHE</b>	1	8	\$6,128,341	4	\$491,756
<b>OS</b>	1	1	\$2,800,000	81	\$17,576,052
<b>Grand Total</b>	<b>1,054</b>	<b>16,433</b>	<b>\$49,199,773,483</b>	<b>7,893</b>	<b>\$8,278,121,608</b>

Grant and action counts are based on the organization that administers the grant. Grant dollars are based on the organization providing the funding, regardless of which organization administers the grant. OD includes the following offices: DDID, DDNID, DDPHSS, DDPHSS, HRO, OCIO, OCOO OD, OD, OFR, and OSSAM. Includes funds from direct appropriations as well as funds from other agencies.

## OFR's Vision and Mission

### Vision

Excellence and innovation in the investment and management of public funds for public health through the proud contributions of a talented and diverse workforce.

### Mission

The Office of Financial Resources contributes to the achievement of positive public health outcomes at CDC by providing exemplary customer-focused leadership and fiscal stewardship in appropriations, acquisitions, assistance, and financial management with accountability and sound business practices.