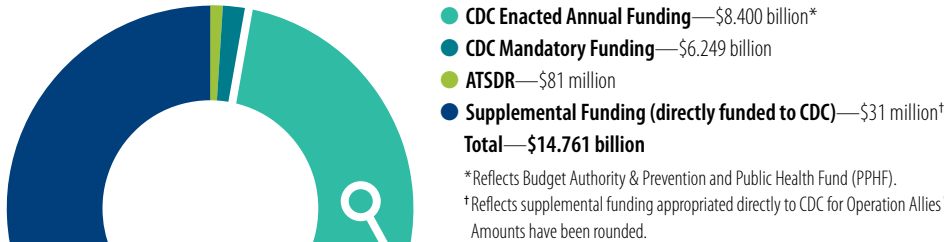


Office of Financial Resources (OFR): FY 2022 Snapshot at CDC

In FY 2022, CDC provided financial support for public health action in 50 states, 9 territories, and over 74 countries through its Office of Financial Resources (OFR). OFR obligated \$24.9 billion* for grants, cooperative agreements, contracts, and intramural support to protect the nation's health.

* Includes direct appropriations, funds from other agencies, and obligations incurred from all funding sources received, including carryover funding provided in prior fiscal years.

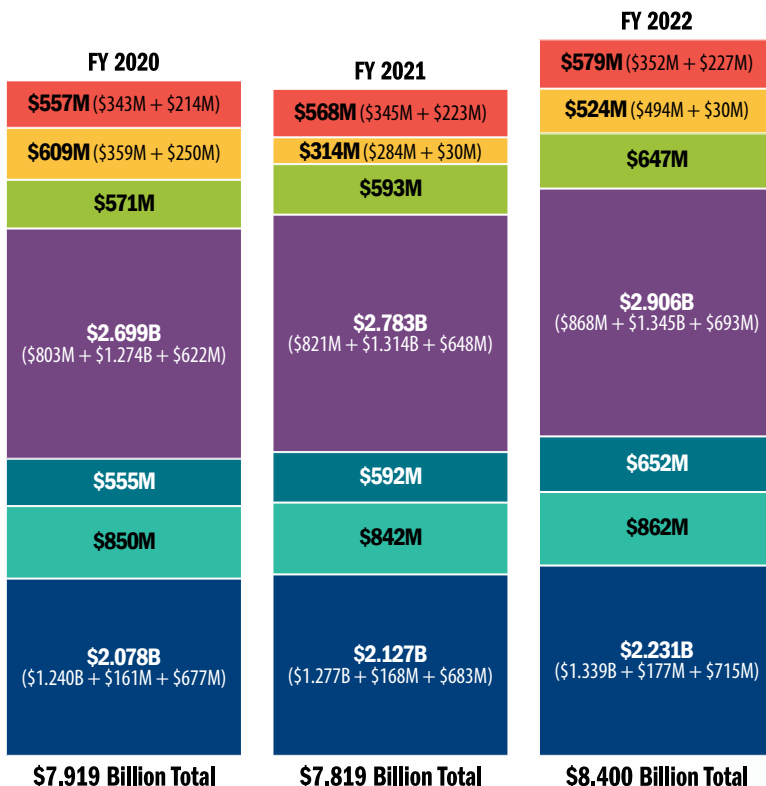
FY 2022 CDC/ATSDR Appropriations



FY 2022 CDC Discretionary Funding (Program Level By Mission)



FY 2020–2022 CDC Program Level by Mission



Listed to match bar graph segments, top to bottom:

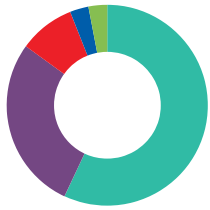
- Keeping Americans Safe from Environmental and Work-Related Hazards (Occupational Safety and Health + Environmental Health)
- Cross-Cutting Support and Preventive Health and Health Services (PHHS) Block Grant, and Buildings and Facilities (B+F) (Cross-Cutting Support and PHHS Block Grant + Buildings and Facilities)
- Ensuring Global Disease Protection (Global Health)
- Protecting Americans from Infectious Diseases (Immunization and Respiratory Diseases + HIV, Viral Hepatitis, Sexually Transmitted Infections, and TB + Emerging and Zoonotic Infectious Diseases)
- Monitoring Health and Ensuring Laboratory Excellence (Public Health Scientific Services)
- Protecting Americans from Natural and Bioterrorism Threats (Public Health Preparedness and Response)
- Preventing the Leading Causes of Disease, Disability, and Death (Chronic Disease + Birth Defects + Injury)

Amounts have been rounded



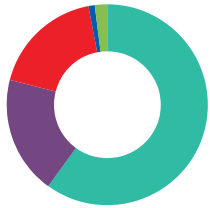
Centers for Disease Control and Prevention
Office of the Chief Operating Officer

FY 2022 CDC Awards by Recipient Type



Grants

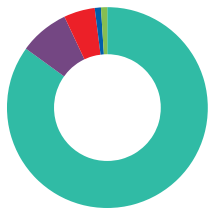
- Government—56.71%
- Non-Profit—28.34%
- Foreign—8.70%
- Other—3.23%
- Profit—3.01%



Obligations

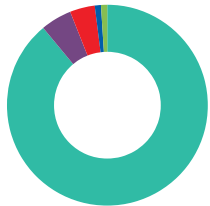
- Government—59.53%
- Non-Profit—20.44%
- Foreign—17.95%
- Other—0.85%
- Profit—1.22%

FY 2022 CDC Awards by Government Recipient Type



Grants

- State—84.14%
- City—7.57%
- County—7.70%
- Federal—0.21%
- Other Government—0.38%



Obligations

- State—89.67%
- City—5.47%
- County—4.75%
- Federal—0.03%
- Other Government—0.08%

Data for these charts are from <http://taggs.hhs.gov>. Numbers are rounded and may not add up to 100%.

FY 2022 CDC Grants and Contracts by Centers, Institute, and Offices (CIOs)

CIO	NOFOs	Grant Actions	Grants Funds Obligations	Contract Actions	Contracts Funds Obligations
ATSDR	10	110	\$32,066,872	112	\$29,673,619.97
CGH	570	2,921	\$2,438,272,266	482	\$66,445,338.25
CPR	7	398	\$649,585,638	314	\$902,935,752.83
CSELS	6	25	\$105,529,374	315	\$213,357,827.64
CSTLTS	16	887	\$551,209,217	21	\$18,787,922.92
NCBDDD	45	389	\$79,347,799	100	\$26,151,718.79
NCCDPHP	119	2,164	\$911,854,312	504	\$228,917,345.88
NCEH	27	455	\$83,224,335	448	\$60,586,946.92
NCEZID	67	1,115	\$1,814,853,271	1,351	\$689,118,646.89
NCHHSTP	75	2,097	\$1,110,391,636	452	\$111,904,190.66
NCHS	3	3	\$720,000	530	\$102,677,620.02
NCIPC	76	2,559	\$516,117,147	191	\$61,952,671.93
NCIRD	62	739	\$673,013,319	1,048	\$6,830,838,815.08
NIOSH	48	529	\$126,678,052	1,635	\$290,781,008.66
OD	7	18	\$7,633,000	1,609	604,728,363.88
OLSS	--	--	--	33	\$5,595,503.01
OMHHE	1	9	--	7	\$464,222.12
OS	1	1	\$2,800,000	76	\$18,866,940.76
Grand Total	1,140	14,419	\$9,103,296,238	9,228	\$10,263,784,456.21

Grant and action counts are based on the organization that administers the grant. Grant dollars are based on the organization providing the funding, regardless of which organization administers the grant. OD includes the following offices: DDID, DDNID, DDPHSIS, DDPHSS, HRO, OCIO, OCOO OD, OD, OFR, and OSSAM. Includes funds from direct appropriations as well as funds from other agencies.

OFR's Vision and Mission

Vision

Excellence and innovation in the investment and management of public funds for public health through the proud contributions of a talented and diverse workforce.

Mission

The Office of Financial Resources contributes to the achievement of positive public health outcomes at CDC by providing exemplary customer-focused leadership and fiscal stewardship in appropriations, acquisitions, assistance, and financial management with accountability and sound business practices.