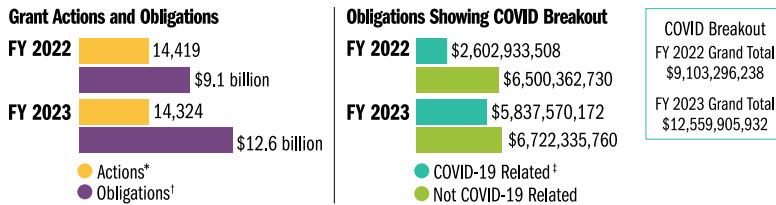


Office of Financial Resources (OFR): FY 2023 Assistance Snapshot at CDC

CDC fulfilled 25,205 acquisition and assistance actions in FY 2023, obligating more than \$20.5 billion in federal funds. This allowed public health funds to quickly and effectively reach intended populations to maximize public health outcomes.

Of the 25,205 acquisition and assistance actions obligating more than \$20.5 billion in FY 2023, OFR supported 6,982 grant awards to 2,623 recipients through its Office of Grants Services (OGS). These 6,982 awards generated 14,324 actions. OGS processed funding of nearly \$12.6 billion for public health programs and research in the United States and around the world. OGS also published 129 new Notices of Funding Opportunities (NOFOs).

FY 2022–2023 Comparison of Grant Actions and Obligations



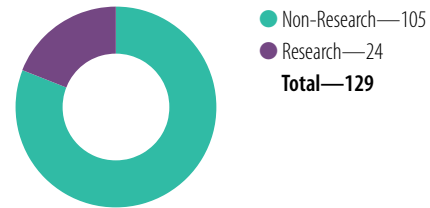
* The number of grant actions were determined using all Account FYs.
 † The FY 2022 total obligation amount was determined by using the Account FY 2022 data only and rounded. The FY 2023 total obligation amount was determined by using the Account FY 2023 data only and rounded.
 ‡ This obligation data contains funding from all COVID-19 supplemental appropriations CDC received, including funding made available from the Coronavirus Preparedness and Response Supplemental Appropriations Act, 2020 that was transferred to the Infectious Diseases Rapid Response Reserve Fund (IDRRRF) and used to support the Ebola and mpox responses.

FY 2023 CDC Grants by Centers, Institute, and Offices (CIOs)

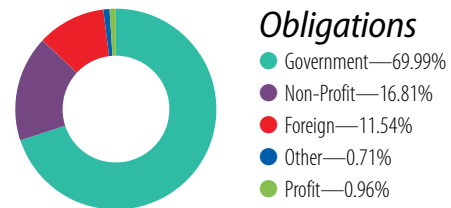
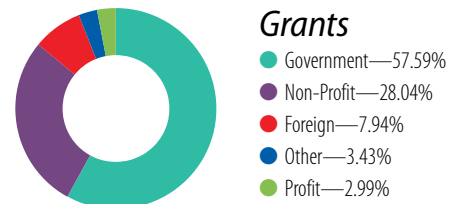
| CIO | NOFOs | Grants | Actions | Total Obligations |
|--------------------|------------|--------------|---------------|-------------------------|
| ATSDR | 13 | 60 | 116 | \$38,870,067 |
| CFA | 1 | 13 | 13 | \$103,192,494 |
| CGH | 440 | 640 | 2,469 | \$2,005,052,374 |
| CPR/ORR | 7 | 275 | 523 | \$706,726,090 |
| CSELS | 5 | 121 | 441 | \$4,098,371,786 |
| CSTLTS | 18 | 561 | 753 | \$397,938,501 |
| NCBDDD | 37 | 257 | 375 | \$112,234,751 |
| NCCDPHP | 104 | 1,504 | 2,571 | \$996,374,056 |
| NCEH | 21 | 251 | 385 | \$99,187,497 |
| NCEZID | 55 | 251 | 945 | \$1,344,974,957 |
| NCHHSTP | 67 | 760 | 1,988 | \$1,156,677,177 |
| NCHS | 2 | 2 | 5 | \$920,000 |
| NCIPC | 83 | 1,673 | 2,602 | \$537,594,222 |
| NCIRD | 58 | 260 | 575 | \$805,849,868 |
| NIOSH | 43 | 264 | 426 | \$129,257,140 |
| OD | 8 | 18 | 43 | \$15,004,103 |
| SBIR | 10 | 72 | 94 | \$11,680,849 |
| Grand Total | 972 | 6,982 | 14,324 | \$12,559,905,932 |

Grant and action counts are based on the organization that administers the grant.
 Dollars are based on the organization providing funding, regardless of which organization administers the grant.
 The FY 2023 total obligation amount was determined by using the Account FY 2023 data only and rounded. The number of NOFOs, grant awards, and actions were determined using all Account FYs.

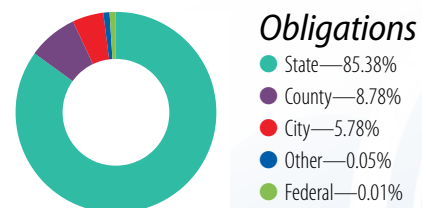
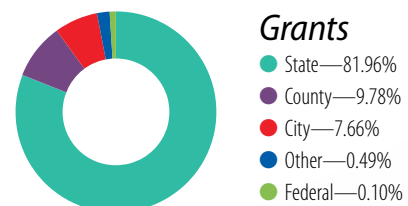
FY 2023 CDC New Grant Notices of Funding Opportunities (NOFOs)



FY 2023 CDC Awards by Recipient Type



FY 2023 CDC Awards by Government Recipient Type

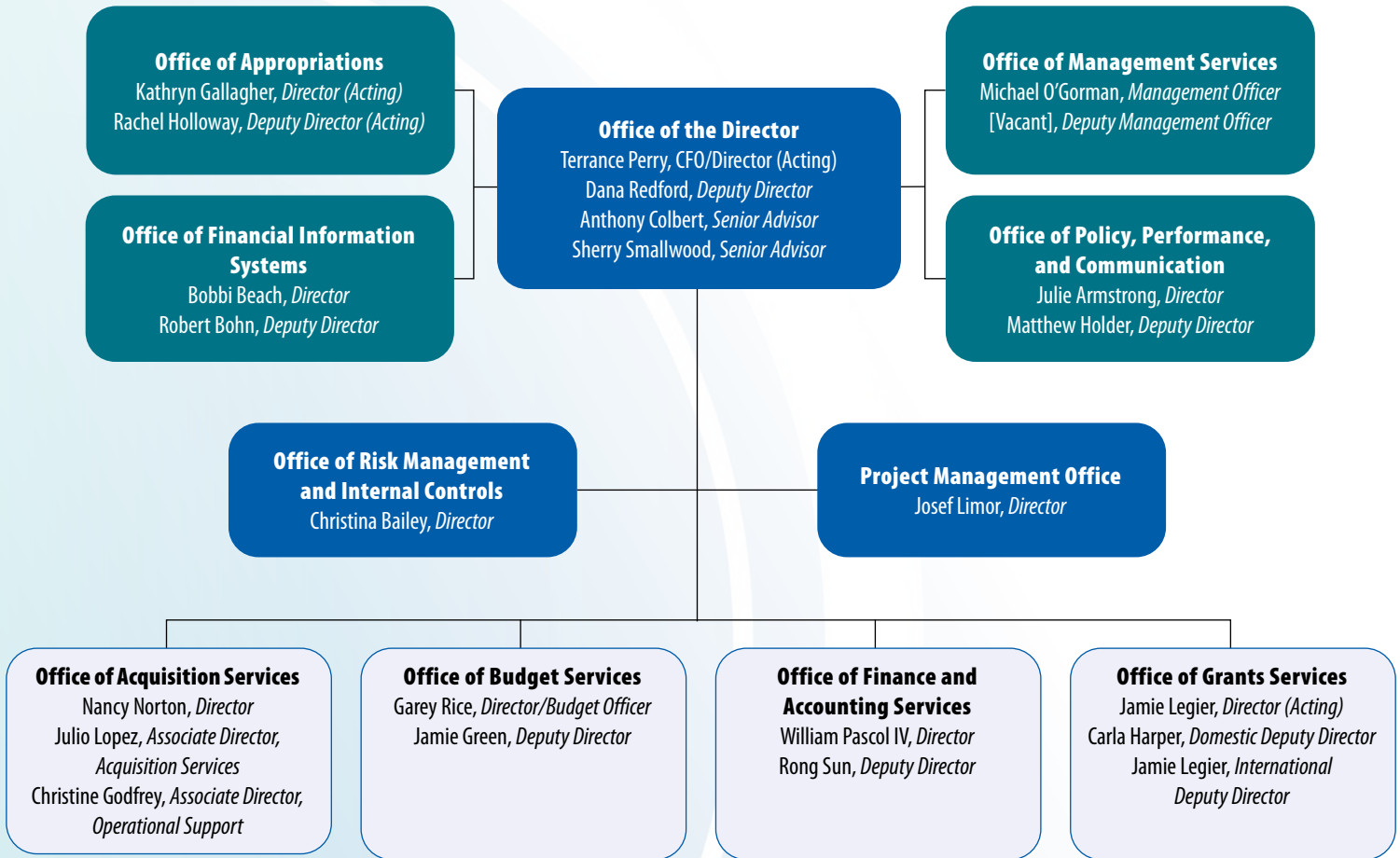


Data for these charts are from <http://taggs.hhs.gov>. Numbers are rounded and may not add up to 100%.



Centers for Disease Control and Prevention
 Office of the Chief Operating Officer

Office of Financial Resources Organization Chart



As of December 2023

OFR’s Vision and Mission

Vision

Excellence and innovation in the investment and management of public funds for public health through the proud contributions of a talented and diverse workforce.

Mission

The Office of Financial Resources contributes to the achievement of positive public health outcomes at CDC by providing exemplary customer-focused leadership and fiscal stewardship in appropriations, acquisitions, assistance, and financial management with accountability and sound business practices.