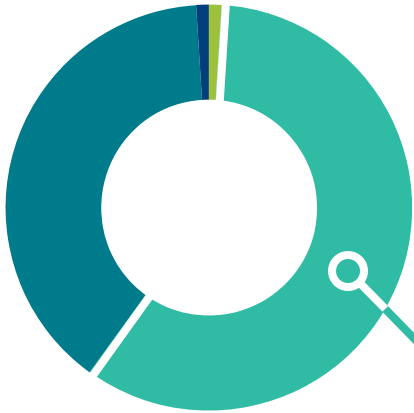


Office of Financial Resources (OFR): FY 2023 Snapshot at CDC

In FY 2023, CDC provided financial support for public health action in 50 states, 9 territories, and over 71 countries through its Office of Financial Resources (OFR). OFR obligated \$24.9 billion* for grants, cooperative agreements, contracts, and intramural support to protect the nation's health.

* Includes obligations incurred from all funding sources received, including carryover funding provided in prior fiscal years.

FY 2023 CDC/ATSDR Appropriations



- CDC Enacted Annual Funding—\$9.184 billion*
 - CDC Mandatory Funding—\$5.983 billion
 - Supplemental Funding (directly funded to CDC)—\$86 million†
 - ATSDR—\$85 million
- Total—\$15.338 billion**

* FY 2023 Enacted Level reflects the Budget Authority & Prevention and Public Health Fund (PPHF) and \$21.9 million within CDC's total for HHS Protect. The FY 2023 Joint Explanatory Statement provides \$21.9 million from the Public Health and Social Services Emergency Fund (PHSSEF) for HHS Protect to support activities implemented by CDC.
† Reflects emergency supplemental funding appropriated to CDC for the Disaster Relief Supplemental Appropriations Act.
Amounts have been rounded.

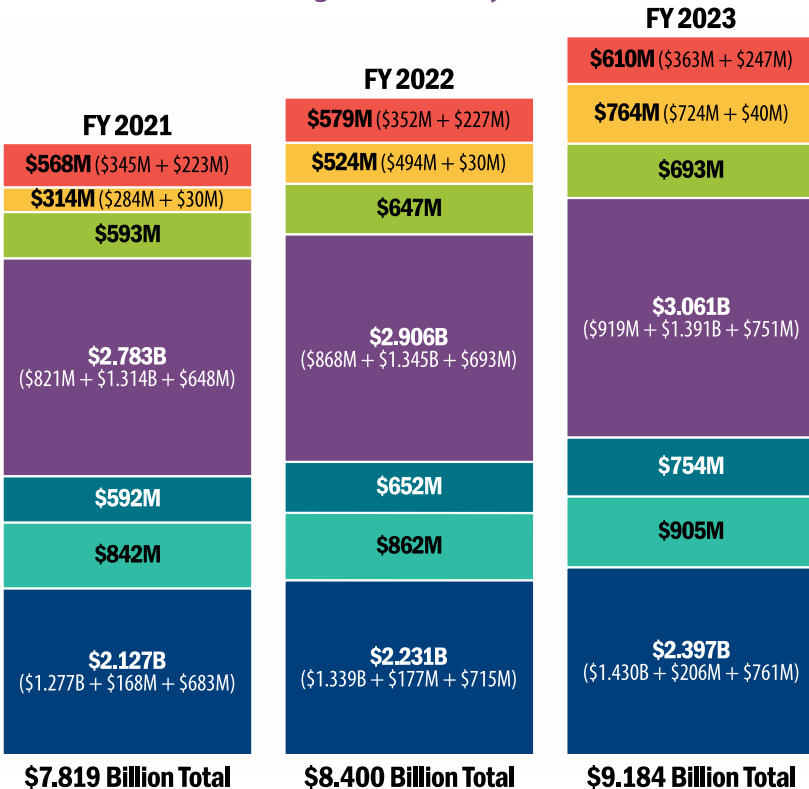
FY 2023 CDC Discretionary Funding (Program Level By Mission)



- Protecting Americans from Infectious Diseases—\$3.061 billion
- Preventing the Leading Causes of Disease, Disability, and Death—\$2.397 billion
- Protecting Americans from Natural and Bioterrorism Threats—\$905 million
- Cross-Cutting Support and Preventive Health and Health Services (PHHS) Block Grant, and Buildings and Facilities (B+F)—\$764 million
- Monitoring Health and Ensuring Laboratory Excellence—\$754 million
- Ensuring Global Disease Protection—\$693 million
- Keeping Americans Safe from Environmental and Work-Related Hazards—\$610 million

Total—\$9.184 billion
Amounts have been rounded.

FY 2021–2023 CDC Program Level by Mission



Listed to match bar graph segments, top to bottom:

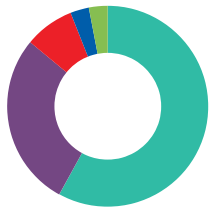
- Keeping Americans Safe from Environmental and Work-Related Hazards (Occupational Safety and Health + Environmental Health)
- Cross-Cutting Support and Preventive Health and Health Services (PHHS) Block Grant, and Buildings and Facilities (B+F) (Cross-Cutting Support and PHHS Block Grant + Buildings and Facilities)
- Ensuring Global Disease Protection (Global Health)
- Protecting Americans from Infectious Diseases (Immunization and Respiratory Diseases + HIV, Viral Hepatitis, Sexually Transmitted Infections, and TB + Emerging and Zoonotic Infectious Diseases)
- Monitoring Health and Ensuring Laboratory Excellence (Public Health Scientific Services)
- Protecting Americans from Natural and Bioterrorism Threats (Public Health Preparedness and Response)
- Preventing the Leading Causes of Disease, Disability, and Death (Chronic Disease + Birth Defects + Injury)

Amounts have been rounded



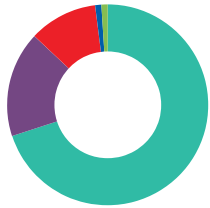
Centers for Disease Control and Prevention
Office of the Chief Operating Officer

FY 2023 CDC Awards by Recipient Type



Grants

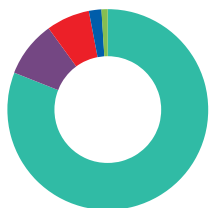
- Government—57.59%
- Non-Profit—28.04%
- Foreign—7.94%
- Other—3.43%
- Profit—2.99%



Obligations

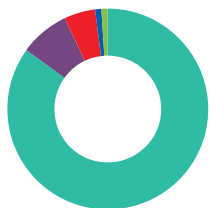
- Government—69.99%
- Non-Profit—16.81%
- Foreign—11.54%
- Other—0.71%
- Profit—0.96%

FY 2023 CDC Awards by Government Recipient Type



Grants

- State—81.96%
- County—9.78%
- City—7.66%
- Other—0.49%
- Federal—0.10%



Obligations

- State—85.38%
- County—8.78%
- City—5.78%
- Other—0.05%
- Federal—0.01%

Data for these charts are from <http://taggs.hhs.gov>. Numbers are rounded and may not add up to 100%.

FY 2023 CDC Grants and Contracts by Centers, Institute, and Offices (CIOs)

CIO	NOFOs	Grant Actions	Grants Funds Obligations	Contract Actions	Contracts Funds Obligations
ATSDR	13	116	\$38,870,067	164	\$23,362,536
CFA	1	13	\$103,192,494	NA	NA
CGH	440	2,469	\$2,005,052,374	535	\$71,654,528
CPR/ORR	7	523	\$706,726,090	310	\$322,951,214
CSELS	5	441	\$4,098,371,786	310	\$168,194,542
CSTLTS	18	753	\$397,938,501	19	\$13,420,762
NCBDDD	37	375	\$112,234,751	97	\$27,497,134
NCCDPHP	104	2,571	\$996,374,056	517	\$257,017,492
NCEH	21	385	\$99,187,497	579	\$61,149,943
NCEZID	55	945	\$1,344,974,957	1,745	\$693,893,165
NCHHSTP	67	1,988	\$1,156,677,177	503	\$137,248,915
NCHS	2	5	\$920,000	721	\$129,258,154
NCIPC	83	2,602	\$537,594,222	250	\$90,021,324
NCIRD	58	575	\$805,849,868	1,327	\$5,054,536,897
NIOSH	43	426	\$129,257,140	1,795	\$312,208,913
OD	8	43	\$15,004,103	2,009	\$561,811,379
SBIR	10	94	\$11,680,849	NA	NA
Grand Total	972	14,324	\$12,559,905,932	10,881	\$7,924,226,898

Grant and action counts are based on the organization that administers the grant.

Grant dollars are based on the organization providing the funding, regardless of which organization administers the grant.

SBIR grants can be shared across multiple CIOs.

OD includes OCOO, OLSS, OMMHE, and OS.

Includes funds from direct appropriations as well as funds from other agencies.

The FY 2023 total obligation amount was determined by using the Account FY 2023 data only and rounded. The number of NOFOs, grant awards, and actions were determined using all Account FYs.

OFR's Vision and Mission

Vision

Excellence and innovation in the investment and management of public funds for public health through the proud contributions of a talented and diverse workforce.

Mission

The Office of Financial Resources contributes to the achievement of positive public health outcomes at CDC by providing exemplary customer-focused leadership and fiscal stewardship in appropriations, acquisitions, assistance, and financial management with accountability and sound business practices.