

## Deaths: Leading Causes for 2010

by Melonie Heron, Ph.D., Division of Vital Statistics

### Abstract

**Objectives**—This report presents final 2010 data on the 10 leading causes of death in the United States by age, sex, race, and Hispanic origin. Leading causes of infant, neonatal, and postneonatal death are also presented. This report supplements the Division of Vital Statistics' annual report of final mortality statistics.

**Methods**—Data in this report are based on information from all death certificates filed in the 50 states and the District of Columbia in 2010. Causes of death classified by the *International Classification of Diseases, Tenth Revision* (ICD-10) are ranked according to the number of deaths assigned to rankable causes. Cause-of-death statistics are based on the underlying cause of death.

**Results**—In 2010, the 10 leading causes of death were, in rank order: Diseases of heart; Malignant neoplasms; Chronic lower respiratory diseases; Cerebrovascular diseases; Accidents (unintentional injuries); Alzheimer's disease; Diabetes mellitus; Nephritis, nephrotic syndrome and nephrosis; Influenza and pneumonia; and Intentional self-harm (suicide). These 10 causes accounted for 75% of all deaths occurring in the United States. Differences in the rankings are evident by age, sex, race, and Hispanic origin. Leading causes of infant death for 2010 were, in rank order: Congenital malformations, deformations and chromosomal abnormalities; Disorders related to short gestation and low birth weight, not elsewhere classified; Sudden infant death syndrome; Newborn affected by maternal complications of pregnancy; Accidents (unintentional injuries); Newborn affected by complications of placenta, cord and membranes; Bacterial sepsis of newborn; Respiratory distress of newborn; Diseases of the circulatory system; and Necrotizing enterocolitis of newborn. Important variations in the leading causes of infant death are noted for the neonatal and postneonatal periods.

**Keywords:** mortality • leading causes of death • vital statistics • ICD-10

### Introduction

Ranking causes of death is a popular method of presenting mortality statistics. Leading cause-of-death data have been published since 1952 (beginning with 1949 mortality data) when official tabulations ranking causes of death were first introduced (1). Users of this method of presentation should be aware of its inherent limitations. Ranking causes of death is, to some extent, an arbitrary procedure. The rank order of any particular cause of death will depend on the list of causes from which the selection is made and on the rules applied in making the selection. Different cause lists and ranking rules will typically produce different leading causes of death. Recognizing the need for a consistent ranking procedure to be used by state health departments and the National Office of Vital Statistics, in 1951 the Public Health Conference on Records and Statistics recommended that state and federal agencies responsible for identifying diseases of public health importance adopt a uniform ranking procedure using a standard list of causes of death (2). The procedures implemented in 1952 are essentially the same as those currently used by the Centers for Disease Control and Prevention's (CDC) National Center for Health Statistics (NCHS); however, the cause-of-death lists have been expanded and altered over time with each subsequent revision of the *International Classification of Diseases* (ICD). Cause-of-death data are based on the underlying cause of death.

Cause-of-death ranking is a useful tool for illustrating the relative burden of cause-specific mortality. However, it should be used with a clear understanding of what the rankings mean. Literally, the rankings denote the most frequently occurring causes of death among those causes eligible to be ranked. Rankings do not illustrate cause-specific mortality risk as depicted by mortality rates. The rank of a specific cause (i.e., its mortality burden relative to other causes) may decline over time even if its mortality rate has not changed, or its rank may remain the same over time even if its mortality rate is on the decline.

It is also important to note that rankings do not necessarily denote the causes of death of greatest public health importance. Some causes of death of public health import are excluded from the ranking pro-

cedure. For example, Malignant neoplasms of the trachea, bronchus and lung (lung cancer) and Motor vehicle accidents are not rankable causes of death (see “Procedures for ranking causes of death”), although they can be identified using the standard mortality tabulation lists. If these causes were included in the current rankings, lung cancer would be placed among the 10 leading causes of death with a rank of 3rd, whereas Motor vehicle accidents would rank 11th. However, each of these is subsumed in broader rankable categories, namely, Malignant neoplasms and Accidents (unintentional injuries), respectively. Although not perfectly suitable in all circumstances, the current framework provides a rankable list of causes of death that has broad appeal and acceptance in the general public health community.

Another tool used in this report to depict the relative burden of cause-specific mortality is the proportion of total deaths from the rankable causes. This maps directly to the rankings such that, within a given year or population group, the causes with the highest rankings also have the highest proportion of total deaths. When making comparisons over time, however, note that the rank of a specific cause may remain the same even though the proportion of deaths attributable to that cause may have changed. Similarly, two population groups may have the same rank for a specific cause but different attributable proportions.

This report presents final 2010 data on leading causes of death in the United States by age, sex, race, and Hispanic origin. These data accompany the release of final national mortality statistics for 2010, which are presented in a separate report (3). Further detail beyond that published in this report is provided in leading-cause work tables available from: [http://www.cdc.gov/nchs/nvss/mortality\\_tables.htm](http://www.cdc.gov/nchs/nvss/mortality_tables.htm). Also presented in this report is the procedure used by NCHS to rank causes of death, along with tables showing causes that are designated as rankable.

## Data and Methods

### Data

Data in this report are based on information from all death certificates filed in the 50 states and the District of Columbia in 2010. Death certificates are generally completed by funeral directors, attending physicians, medical examiners, and coroners. Cause-of-death statistics for 2010 presented in this report are classified in accordance with the 10th revision of the ICD (ICD-10) (4). Discussions of the cause-of-death classification and coding-rule changes in data year 2010 are provided in the Technical Notes at the end of this report.

### Procedures for ranking causes of death

The procedures used by NCHS for ranking causes of death are consistent with the recommendations of the 1951 Public Health Conference on Records and Statistics (2). Causes are ranked according to the number of deaths assigned to rankable causes. The number of deaths is used as the ranking criterion because it most accurately reflects the frequency of cause-specific mortality. Although crude death rates could technically be used as the ranking criterion because the population denominator of each rate is constant across all cause-of-death categories, these rates are less than ideal. Crude death rates are typically expressed per 100,000 population and are

often rounded to one decimal place, reducing the precision of the ranking criterion. This is especially problematic when ranking causes of death for small population subgroups or geographic areas, because it may be impossible to differentiate the ranks for several causes. Age-adjusted death rates should never be used to rank causes of death. The numerical value of the age-adjusted death rate depends on the population age distribution used to standardize the rate (5). Thus, rankings based on age-adjusted death rates will tend to vary depending on which standard is used. For example, when the standard age distribution gives more weight to the older population, the rank of causes of death that primarily affect the older population tends to be higher and the rank of causes that primarily affect the younger population tends to be lower.

The original cause list from which rankable causes of death were selected according to the recommendations of the 1951 conference (2) was the “List of 64 Selected Causes of Death” prepared for use with the sixth revision of ICD. With each subsequent ICD revision, the cause list from which rankable causes are selected has changed to reflect the improved classification system. Developed for use with ICD-10, the “List of 113 Selected Causes of Death” (6) shown in [Table A](#) is used to select 50 rankable causes (denoted by #) from which the leading causes presented in [Tables 1](#) and [2](#) are derived.

Selection of the 50 rankable causes was guided by some basic principles. As in the past, vaguely defined categories were excluded from selection as rankable causes. These included the category “Symptoms, signs and abnormal clinical and laboratory findings, not elsewhere classified” and all categories beginning with the words “other,” “all other,” “certain other,” or “unspecified.” Among the remaining cause-of-death categories, decisions were made to select as rankable the causes of death considered most useful from a public health perspective, with the following condition: Rankable causes must be mutually exclusive. If a category containing subcategories (such as Tuberculosis or Malignant neoplasms) is selected as a rankable cause, its component parts are not selected as rankable. Efforts were also made to maintain historical continuity where possible.

Beginning with 1980 mortality data, NCHS introduced a separate ranking procedure for infant causes of death using a specialized list of infant causes. This was done to include in the rankings causes specific to infancy (especially the perinatal period—the period beginning shortly before and ending shortly after birth) that would otherwise be excluded. The ICD-10 “List of 130 Selected Causes of Infant Death” (6) ([Table B](#)) is used to select 71 rankable causes of infant death from which the rankings in [Tables 3](#) and [4](#) are derived. The same principles for selecting the rankable causes from the “List of 113 Selected Causes of Death” guided the selection of rankable causes from the infant cause list.

### Age groupings

Leading causes of death for those aged 1 year and over are presented in detailed [Tables 1](#) and [2](#) for the following age categories: 1–4, 5–9, 10–14, 15–19, 20–24, 25–34, 35–44, 45–54, 55–64, 65 and over, 65–74, 75–84, and 85 and over. This set of age categories was adopted in 1999 in response to an increasing number of requests from data users for more age detail, and it represents a substantial expansion from the age categories previously used in these tables to present leading-cause data (7). Leading causes by

**Table A. List of 113 selected causes of death and Enterocolitis due to *Clostridium difficile***

[An asterisk (\*) preceding a cause-of-death code indicates that the code is not included in the *International Classification of Diseases, Tenth Revision (ICD-10)*, Second Edition; see Technical Notes]

| Number <sup>1</sup> | Cause of death (based on ICD-10, 2004)  |   |
|---------------------|---|---|
| 1#                  | Salmonella infections . . . . .   | (A01-A02)   |
| 2#                  | Shigellosis and amebiasis . . . . .   | (A03,A06)   |
| 3                   | Certain other intestinal infections . . . . .   | (A04,A07-A09)   |
| #                   | Tuberculosis . . . . .  | (A16-A19)   |
| 4                   | Respiratory tuberculosis . . . . .  | (A16)   |
| 5                   | Other tuberculosis . . . . .  | (A17-A19)   |
| 6#                  | Whooping cough . . . . .  | (A37)   |
| 7#                  | Scarlet fever and erysipelas . . . . .  | (A38,A46)   |
| 8#                  | Meningococcal infection . . . . .   | (A39)   |
| 9#                  | Septicemia . . . . .  | (A40-A41)   |
| 10#                 | Syphilis . . . . .  | (A50-A53)   |
| 11#                 | Acute poliomyelitis . . . . .   | (A80)   |
| 12#                 | Arthropod-borne viral encephalitis . . . . .  | (A83-A84,A85.2)   |
| 13#                 | Measles . . . . .   | (B05)   |
| 14#                 | Viral hepatitis . . . . .   | (B15-B19)   |
| 15#                 | Human immunodeficiency virus (HIV) disease . . . . .  | (B20-B24)   |
| 16#                 | Malaria . . . . .   | (B50-B54)   |
| 17                  | Other and unspecified infectious and parasitic diseases and their sequelae . . . . .              | (A00,A05,A20-A36,A42-A44,A48-A49,A54-A79,<br>A81-A82,A85.0-A85.1,A85.8,A86-B04,B06-B09,B25-B49,B55-B99) |
| #                   | Malignant neoplasms . . . . .   | (C00-C97)   |
| 18                  | Malignant neoplasms of lip, oral cavity and pharynx . . . . .                                     | (C00-C14)   |
| 19                  | Malignant neoplasm of esophagus . . . . .   | (C15)   |
| 20                  | Malignant neoplasm of stomach . . . . .   | (C16)   |
| 21                  | Malignant neoplasms of colon, rectum and anus . . . . .   | (C18-C21)   |
| 22                  | Malignant neoplasms of liver and intrahepatic bile ducts . . . . .                                | (C22)   |
| 23                  | Malignant neoplasm of pancreas . . . . .  | (C25)   |
| 24                  | Malignant neoplasm of larynx . . . . .  | (C32)   |
| 25                  | Malignant neoplasms of trachea, bronchus and lung . . . . .                                       | (C33-C34)   |
| 26                  | Malignant melanoma of skin . . . . .  | (C43)   |
| 27                  | Malignant neoplasm of breast . . . . .  | (C50)   |
| 28                  | Malignant neoplasm of cervix uteri . . . . .  | (C53)   |
| 29                  | Malignant neoplasms of corpus uteri and uterus, part unspecified . . . . .                        | (C54-C55)   |
| 30                  | Malignant neoplasm of ovary . . . . .   | (C56)   |
| 31                  | Malignant neoplasm of prostate . . . . .  | (C61)   |
| 32                  | Malignant neoplasms of kidney and renal pelvis . . . . .  | (C64-C65)   |
| 33                  | Malignant neoplasm of bladder . . . . .   | (C67)   |
| 34                  | Malignant neoplasms of meninges, brain and other parts of central nervous system . . . . .        | (C70-C72)   |
|                     | Malignant neoplasms of lymphoid, hematopoietic and related tissue . . . . .                       | (C81-C96)   |
| 35                  | Hodgkin's disease . . . . .   | (C81)   |
| 36                  | Non-Hodgkin's lymphoma . . . . .  | (C82-C85)   |
| 37                  | Leukemia . . . . .  | (C91-C95)   |
| 38                  | Multiple myeloma and immunoproliferative neoplasms . . . . .                                      | (C88,C90)   |
| 39                  | Other and unspecified malignant neoplasms of lymphoid, hematopoietic and related tissue . . . . . | (C96)   |
| 40                  | All other and unspecified malignant neoplasms . . . . .   | (C17,C23-C24,C26-C31,C37-C41,<br>C44-C49,C51-C52,C57-C60,C62-C63,C66,C68-C69,C73-C80,C97)               |
| 41#                 | In situ neoplasms, benign neoplasms and neoplasms of uncertain or unknown behavior . . . . .      | (D00-D48)   |
| 42#                 | Anemias . . . . .   | (D50-D64)   |
| 43#                 | Diabetes mellitus . . . . .   | (E10-E14)   |
| #                   | Nutritional deficiencies . . . . .  | (E40-E64)   |
| 44                  | Malnutrition . . . . .  | (E40-E46)   |
| 45                  | Other nutritional deficiencies . . . . .  | (E50-E64)   |
| 46#                 | Meningitis . . . . .  | (G00,G03)   |
| 47#                 | Parkinson's disease . . . . .   | (G20-G21)   |
| 48#                 | Alzheimer's disease . . . . .   | (G30)   |
|                     | Major cardiovascular diseases . . . . .   | (I00-I78)   |
| #                   | Diseases of heart . . . . .   | (I00-I09,I11,I13,I20-I51)   |
| 49                  | Acute rheumatic fever and chronic rheumatic heart diseases . . . . .                              | (I00-I09)   |
| 50                  | Hypertensive heart disease . . . . .  | (I11)   |
| 51                  | Hypertensive heart and renal disease . . . . .  | (I13)   |
|                     | Ischemic heart diseases . . . . .   | (I20-I25)   |
| 52                  | Acute myocardial infarction . . . . .   | (I21-I22)   |

See footnotes at end of table.

**Table A. List of 113 selected causes of death and Enterocolitis due to *Clostridium difficile*—Con.**

[An asterisk (\*) preceding a cause-of-death code indicates that the code is not included in the *International Classification of Diseases, Tenth Revision (ICD-10)*, Second Edition; see Technical Notes]

| Number <sup>1</sup> | Cause of death (based on ICD-10, 2004)   |   |
|---------------------|--|---|
| 53                  | Other acute ischemic heart diseases . . . . .  | (I24)   |
|                     | Other forms of chronic ischemic heart disease . . . . .  | (I20,I25)   |
| 54                  | Atherosclerotic cardiovascular disease, so described . . . . .   | (I25.0)   |
| 55                  | All other forms of chronic ischemic heart disease . . . . .  | (I20,I25.1–I25.9)   |
|                     | Other heart diseases . . . . .   | (I26–I51)   |
| 56                  | Acute and subacute endocarditis . . . . .  | (I33)   |
| 57                  | Diseases of pericardium and acute myocarditis . . . . .  | (I30–I31,I40)   |
| 58                  | Heart failure . . . . .  | (I50)   |
| 59                  | All other forms of heart disease . . . . .   | (I26–I28,I34–I38,I42–I49,I51)   |
| 60#                 | Essential hypertension and hypertensive renal disease . . . . .  | (I10,I12,I15)   |
| 61#                 | Cerebrovascular diseases . . . . .   | (I60–I69)   |
| 62#                 | Atherosclerosis . . . . .  | (I70)   |
|                     | Other diseases of circulatory system . . . . .   | (I71–I78)   |
| 63#                 | Aortic aneurysm and dissection . . . . .   | (I71)   |
| 64                  | Other diseases of arteries, arterioles and capillaries . . . . .   | (I72–I78)   |
| 65                  | Other disorders of circulatory system . . . . .  | (I80–I99)   |
| #                   | Influenza and pneumonia . . . . .  | (J09–J18)   |
| 66                  | Influenza . . . . .  | (J09–J11)   |
| 67                  | Pneumonia . . . . .  | (J12–J18)   |
|                     | Other acute lower respiratory infections . . . . .   | (J20–J22,U04)   |
| 68#                 | Acute bronchitis and bronchiolitis . . . . .   | (J20–J21)   |
| 69                  | Other and unspecified acute lower respiratory infection . . . . .  | (J22,U04)   |
| #                   | Chronic lower respiratory diseases . . . . .   | (J40–J47)   |
| 70                  | Bronchitis, chronic and unspecified . . . . .  | (J40–J42)   |
| 71                  | Emphysema . . . . .  | (J43)   |
| 72                  | Asthma . . . . .   | (J45–J46)   |
| 73                  | Other chronic lower respiratory diseases . . . . .   | (J44,J47)   |
| 74#                 | Pneumoconioses and chemical effects . . . . .  | (J60–J66,J68)   |
| 75#                 | Pneumonitis due to solids and liquids . . . . .  | (J69)   |
| 76                  | Other diseases of respiratory system . . . . .   | (J00–J06,J30–J39,J67,J70–J98)   |
| 77#                 | Peptic ulcer . . . . .   | (K25–K28)   |
| 78#                 | Diseases of appendix . . . . .   | (K35–K38)   |
| 79#                 | Hernia . . . . .   | (K40–K46)   |
| #                   | Chronic liver disease and cirrhosis . . . . .  | (K70,K73–K74)   |
| 80                  | Alcoholic liver disease . . . . .  | (K70)   |
| 81                  | Other chronic liver disease and cirrhosis . . . . .  | (K73–K74)   |
| 82#                 | Cholelithiasis and other disorders of gallbladder . . . . .  | (K80–K82)   |
| #                   | Nephritis, nephrotic syndrome and nephrosis . . . . .  | (N00–N07,N17–N19,N25–N27)   |
| 83                  | Acute and rapidly progressive nephritic and nephrotic syndrome . . . . .   | (N00–N01,N04)   |
| 84                  | Chronic glomerulonephritis, nephritis and nephropathy not specified as acute or chronic, and renal sclerosis unspecified . . . . . | (N02–N03,N05–N07,N26)   |
| 85                  | Renal failure . . . . .  | (N17–N19)   |
| 86                  | Other disorders of kidney . . . . .  | (N25,N27)   |
| 87#                 | Infections of kidney . . . . .   | (N10–N12,N13.6,N15.1)   |
| 88#                 | Hyperplasia of prostate . . . . .  | (N40)   |
| 89#                 | Inflammatory diseases of female pelvic organs . . . . .  | (N70–N76)   |
| #                   | Pregnancy, childbirth and the puerperium . . . . .   | (O00–O99)   |
| 90                  | Pregnancy with abortive outcome . . . . .  | (O00–O07)   |
| 91                  | Other complications of pregnancy, childbirth and the puerperium . . . . .  | (O10–O99)   |
| 92#                 | Certain conditions originating in the perinatal period . . . . .   | (P00–P96)   |
| 93#                 | Congenital malformations, deformations and chromosomal abnormalities . . . . .   | (Q00–Q99)   |
| 94                  | Symptoms, signs and abnormal clinical and laboratory findings, not elsewhere classified . . . . .                                  | (R00–R99)   |
| 95                  | All other diseases . . . . .   | (residual)  |
| #                   | Accidents (unintentional injuries) . . . . .   | (V01–X59,Y85–Y86)   |
|                     | Transport accidents . . . . .  | (V01–V99,Y85)   |
| 96                  | Motor vehicle accidents . . . . .  | (V02–V04,V09.0,V09.2,V12–V14,V19.0–V19.2,V19.4–V19.6,V20–V79,V80.3–V80.5,<br>V81.0–V81.1,V82.0–V82.1,V83–V86,V87.0–V87.8,V88.0–V88.8,V89.0,V89.2,<br>V89.6–V89.9) |
| 97                  | Other land transport accidents . . . . .   | (V01,V05–V06,V09.1,V09.3–V09.9,V10–V11,V15–V18,V19.3,V19.8–V19.9,V80.0–V80.2,<br>V80.6–V80.9,V81.2–V81.9,V82.2–V82.9,V87.9,V88.9,V89.1,V89.3,V89.9)               |
| 98                  | Water, air and space, and other and unspecified transport accidents and their sequelae . . . . .                                   | (V90–V99,Y85)   |

See footnotes at end of table.

**Table A. List of 113 selected causes of death and Enterocolitis due to *Clostridium difficile*—Con.**

[An asterisk (\*) preceding a cause-of-death code indicates that the code is not included in the *International Classification of Diseases, Tenth Revision (ICD-10)*, Second Edition; see Technical Notes]

| Number <sup>1</sup> | Cause of death (based on ICD-10, 2004)  |  |
|---------------------|---|--|
|                     | Nontransport accidents . . . . .  | (W00–X59,Y86)  |
| 99                  | Falls . . . . .   | (W00–W19)  |
| 100                 | Accidental discharge of firearms . . . . .  | (W32–W34)  |
| 101                 | Accidental drowning and submersion . . . . .  | (W65–W74)  |
| 102                 | Accidental exposure to smoke, fire and flames . . . . .                                     | (X00–X09)  |
| 103                 | Accidental poisoning and exposure to noxious substances . . . . .                           | (X40–X49)  |
| 104                 | Other and unspecified nontransport accidents and their sequelae . . . . .                   | (W20–W31,W35–W64,W75–W99,X10–X39,X50–X59,Y86)            |
| #                   | Intentional self-harm (suicide) . . . . .   | (*U03,X60–X84,Y87.0)                                     |
| 105                 | Intentional self-harm (suicide) by discharge of firearms . . . . .                          | (X72–X74)  |
| 106                 | Intentional self-harm (suicide) by other and unspecified means and their sequelae . . . . . | (*U03,X60–X71,X75–X84,Y87.0)                             |
| #                   | Assault (homicide) . . . . .  | (*U01–*U02,X85–Y09,Y87.1)                                |
| 107                 | Assault (homicide) by discharge of firearms . . . . .                                       | (*U01.4,X93–X95)   |
| 108                 | Assault (homicide) by other and unspecified means and their sequelae . . . . .              | (*U01.0–*U01.3,*U01.5–*U01.9,*U02,X85–X92,X96–Y09,Y87.1) |
| 109#                | Legal intervention . . . . .  | (Y35,Y89.0)  |
|                     | Events of undetermined intent . . . . .   | (Y10–Y34,Y87.2,Y89.9)                                    |
| 110                 | Discharge of firearms, undetermined intent . . . . .  | (Y22–Y24)  |
| 111                 | Other and unspecified events of undetermined intent and their sequelae . . . . .            | (Y10–Y21,Y25–Y34,Y87.2,Y89.9)                            |
| 112#                | Operations of war and their sequelae . . . . .  | (Y36,Y89.1)  |
| 113#                | Complications of medical and surgical care . . . . .  | (Y40–Y84,Y88)  |
| #                   | Enterocolitis due to <i>Clostridium difficile</i> . . . . .                                 | (A04.7) <sup>2</sup>                                     |

<sup>1</sup>Causes labeled # are ranked to determine leading causes of death for specified population groups.

<sup>2</sup>Included in “Certain other intestinal infections (A04,A07–A09)” shown above.

5-year, 10-year, and selected age groupings are published on the NCHS website at [http://www.cdc.gov/nchs/nvss/mortality\\_tables.htm](http://www.cdc.gov/nchs/nvss/mortality_tables.htm). In this report, a discussion of leading causes by age uses the following summary age categories: 1–9, 10–24, 25–44, 45–64, 65 and over, and 85 and over. Tables 3 and 4, which present data for infants (under age 1 year), also show leading causes of death for the age subcategories neonatal (under 28 days) and postneonatal (28 days to 11 months).

The age grouping used when ranking causes of death can have an impact on the rankings assigned to any particular age (8). For example, in 2010, the rankings for the 10 leading causes of death for a 45-year-old male were slightly different depending on whether the ranking was based on the age group 45–49 or 45–54. To illustrate, the category Viral hepatitis was not ranked among the 10 leading causes for men aged 45–49, but it was ranked 10th for men aged 45–54. Assault (homicide) was ranked ninth for men aged 45–49, but it was not ranked in the top 10 for men aged 45–54. Each aggregation of age resulted in a different understanding of the relative importance of Viral hepatitis and homicide for those at or near age 45.

## Data by race and Hispanic origin

Leading-cause data are presented by race and Hispanic origin, which are reported separately on the death certificate. The race categories presented are: white, black, American Indian or Alaska Native (AIAN), and Asian or Pacific Islander (API). Data shown by race include persons of Hispanic origin. Data shown by Hispanic origin include persons of any race. The Hispanic-origin categories presented are: Hispanic, non-Hispanic white, and non-Hispanic black. Deaths for the AIAN, API, and Hispanic populations are understated to varying degrees because of net misclassification of race and Hispanic origin on the death certificate (see Technical

Notes), so data for these groups should generally be interpreted with caution. However, racial or ethnic misclassification should not have a major impact on the cause-of-death rankings for the race and Hispanic-origin groups, or prevent comparisons of relative mortality burden across groups, because there is no reason to expect that racial or ethnic misclassification varies by cause of death.

## Results

In 2010, the 10 leading causes of death accounted for 75% of all deaths occurring in the United States. The rank order of causes in 2010 remained unchanged from 2009 (9), with two exceptions: Nephritis, nephrotic syndrome and nephrosis (kidney disease) moved up one rank from ninth to eighth, and Influenza and pneumonia moved down from eighth to ninth rank.

The number of deaths due to two causes decreased in 2010 from 2009: Influenza and pneumonia by 6.7%, and Diseases of heart (heart disease) by 0.3% (Table C). The number of deaths for each of the other leading causes increased during this period. The largest increases were observed for Alzheimer’s disease at 5.7%; Intentional self-harm (suicide), 3.9%; kidney disease, 3.1%; and Accidents (unintentional injuries), 2.4%.

The top two causes, heart disease and Malignant neoplasms (cancer), accounted for 47.5% of all deaths in 2010. Chronic lower respiratory diseases (CLRD) ranked third, Cerebrovascular diseases (stroke) fourth, and unintentional injuries fifth; together, these three causes accounted for 15.7% of all deaths in 2010. Completing the top 10 for 2010 were Alzheimer’s disease (6th), Diabetes mellitus (diabetes) (7th), kidney disease (8th), Influenza and pneumonia (9th), and suicide (10th) (Table C). These five causes accounted for 11.8% of deaths in 2010.

**Table B. List of 130 selected causes of infant death**

[An asterisk (\*) preceding a cause-of-death code indicates that the code is not included in the *International Classification of Diseases, Tenth Revision (ICD-10)*, Second Edition; see Technical Notes]

| Number <sup>1</sup> | Cause of death (based on ICD-10, 2004)  |   |
|---------------------|---|---|
|                     | Certain infectious and parasitic diseases . . . . .   | (A00–B99)   |
| 1                   | Certain intestinal infectious diseases . . . . .  | (A00–A08)   |
| 2#                  | Diarrhea and gastroenteritis of infectious origin . . . . .   | (A09)   |
| 3#                  | Tuberculosis . . . . .  | (A16–A19)   |
| 4#                  | Tetanus . . . . .   | (A33,A35)   |
| 5#                  | Diphtheria . . . . .  | (A36)   |
| 6#                  | Whooping cough . . . . .  | (A37)   |
| 7#                  | Meningococcal infection . . . . .   | (A39)   |
| 8#                  | Septicemia . . . . .  | (A40–A41)   |
| 9#                  | Congenital syphilis . . . . .   | (A50)   |
| 10#                 | Gonococcal infection . . . . .  | (A54)   |
|                     | Viral diseases . . . . .  | (A80–B34)   |
| 11#                 | Acute poliomyelitis . . . . .   | (A80)   |
| 12#                 | Varicella (chickenpox) . . . . .  | (B01)   |
| 13#                 | Measles . . . . .   | (B05)   |
| 14#                 | Human immunodeficiency virus (HIV) disease . . . . .  | (B20–B24)   |
| 15#                 | Mumps . . . . .   | (B26)   |
| 16                  | Other and unspecified viral diseases . . . . .  | (A81–B00,B02–B04,B06–B19,B25,B27–B34)                                 |
| 17#                 | Candidiasis . . . . .   | (B37)   |
| 18#                 | Malaria . . . . .   | (B50–B54)   |
| 19#                 | Pneumocystosis . . . . .  | (B59)   |
| 20                  | All other and unspecified infectious and parasitic diseases . . . . .   | (A20–A32,A38,A42–A49,A51–A53,A55–A79,B35–B36,B38–B49,B55–B58,B60–B99) |
|                     | Neoplasms . . . . .   | (C00–D48)   |
| #                   | Malignant neoplasms . . . . .   | (C00–C97)   |
| 21                  | Hodgkin's disease and non-Hodgkin's lymphomas . . . . .   | (C81–C85)   |
| 22                  | Leukemia . . . . .  | (C91–C95)   |
| 23                  | Other and unspecified malignant neoplasms . . . . .   | (C00–C80,C88,C90,C96–C97)   |
| 24#                 | In situ neoplasms, benign neoplasms and neoplasms of uncertain or unknown behavior . . . . .                  | (D00–D48)   |
| #                   | Diseases of the blood and blood-forming organs and certain disorders involving the immune mechanism . . . . . | (D50–D89)   |
| 25                  | Anemias . . . . .   | (D50–D64)   |
| 26                  | Hemorrhagic conditions and other diseases of blood and blood-forming organs . . . . .                         | (D65–D76)   |
| 27                  | Certain disorders involving the immune mechanism . . . . .  | (D80–D89)   |
|                     | Endocrine, nutritional and metabolic diseases . . . . .   | (E00–E88)   |
| 28#                 | Short stature, not elsewhere classified . . . . .   | (E34.3)   |
| 29#                 | Nutritional deficiencies . . . . .  | (E40–E64)   |
| 30#                 | Cystic fibrosis . . . . .   | (E84)   |
| 31#                 | Volume depletion, disorders of fluid, electrolyte and acid-base balance . . . . .                             | (E86–E87)   |
| 32                  | All other endocrine, nutritional and metabolic diseases . . . . .   | (E00–E32,E34.0–E34.2,E34.4–E34.9,E65–E83,E85,E88)                     |
|                     | Diseases of the nervous system . . . . .  | (G00–G98)   |
| 33#                 | Meningitis . . . . .  | (G00,G03)   |
| 34#                 | Infantile spinal muscular atrophy, type I (Werdnig-Hoffman) . . . . .   | (G12.0)   |
| 35#                 | Infantile cerebral palsy . . . . .  | (G80)   |
| 36#                 | Anoxic brain damage, not elsewhere classified . . . . .   | (G93.1)   |
| 37                  | Other diseases of nervous system . . . . .  | (G04,G06–G11,G12.1–G12.9,G20–G72,G81–G92,G93.0,G93.2–G93.9,G95–G98)   |
| 38#                 | Diseases of the ear and mastoid process . . . . .   | (H60–H93)   |
| #                   | Diseases of the circulatory system . . . . .  | (I00–I99)   |
| 39                  | Pulmonary heart disease and diseases of pulmonary circulation . . . . .                                       | (I26–I28)   |
| 40                  | Pericarditis, endocarditis and myocarditis . . . . .  | (I30,I33,I40)   |
| 41                  | Cardiomyopathy . . . . .  | (I42)   |
| 42                  | Cardiac arrest . . . . .  | (I46)   |
| 43                  | Cerebrovascular diseases . . . . .  | (I60–I69)   |
| 44                  | All other diseases of circulatory system . . . . .  | (I00–I25,I31,I34–I38,I44–I45,I47–I51,I70–I99)                         |
|                     | Diseases of the respiratory system . . . . .  | (J00–J98,U04)   |
| 45#                 | Acute upper respiratory infections . . . . .  | (J00–J06)   |
| #                   | Influenza and pneumonia . . . . .   | (J09–J18)   |
| 46                  | Influenza . . . . .   | (J09–J11)   |
| 47                  | Pneumonia . . . . .   | (J12–J18)   |
| 48#                 | Acute bronchitis and acute bronchiolitis . . . . .  | (J20–J21)   |
| 49#                 | Bronchitis, chronic and unspecified . . . . .   | (J40–J42)   |
| 50#                 | Asthma . . . . .  | (J45–J46)   |
| 51#                 | Pneumonitis due to solids and liquids . . . . .   | (J69)   |

See footnotes at end of table.

**Table B. List of 130 selected causes of infant death—Con.**

[An asterisk (\*) preceding a cause-of-death code indicates that the code is not included in the *International Classification of Diseases, Tenth Revision (ICD-10)*, Second Edition; see Technical Notes]

| Number <sup>1</sup> | Cause of death (based on ICD-10, 2004)  |
|---------------------|---|
| 52                  | Other and unspecified diseases of respiratory system . . . . . (J22,J30–J39,J43–J44,J47–J68,J70–J98,U04)          |
|                     | Diseases of the digestive system . . . . . (K00–K92)  |
| 53#                 | Gastritis, duodenitis, and noninfective enteritis and colitis . . . . . (K29,K50–K55)                             |
| 54#                 | Hernia of abdominal cavity and intestinal obstruction without hernia . . . . . (K40–K46,K56)                      |
| 55                  | All other and unspecified diseases of digestive system . . . . . (K00–K28,K30–K38,K57–K92)                        |
|                     | Diseases of the genitourinary system . . . . . (N00–N95)  |
| 56#                 | Renal failure and other disorders of kidney . . . . . (N17–N19,N25,N27)   |
| 57                  | Other and unspecified diseases of genitourinary system . . . . . (N00–N15,N20–N23,N26,N28–N95)                    |
|                     | Certain conditions originating in the perinatal period . . . . . (P00–P96)  |
|                     | Newborn affected by maternal factors and by complications of pregnancy, labor and delivery . . . . . (P00–P04)    |
| 58#                 | Newborn affected by maternal hypertensive disorders . . . . . (P00.0)   |
| 59#                 | Newborn affected by other maternal conditions which may be unrelated to present pregnancy . . . . . (P00.1–P00.9) |
| #                   | Newborn affected by maternal complications of pregnancy . . . . . (P01)   |
| 60                  | Newborn affected by incompetent cervix . . . . . (P01.0)  |
| 61                  | Newborn affected by premature rupture of membranes . . . . . (P01.1)  |
| 62                  | Newborn affected by multiple pregnancy . . . . . (P01.5)  |
| 63                  | Newborn affected by other maternal complications of pregnancy . . . . . (P01.2–P01.4,P01.6–P01.9)                 |
| #                   | Newborn affected by complications of placenta, cord and membranes . . . . . (P02)                                 |
| 64                  | Newborn affected by complications involving placenta . . . . . (P02.0–P02.3)                                      |
| 65                  | Newborn affected by complications involving cord . . . . . (P02.4–P02.6)  |
| 66                  | Newborn affected by chorioamnionitis . . . . . (P02.7)  |
| 67                  | Newborn affected by other and unspecified abnormalities of membranes . . . . . (P02.8–P02.9)                      |
| 68#                 | Newborn affected by other complications of labor and delivery . . . . . (P03)                                     |
| 69#                 | Newborn affected by noxious influences transmitted via placenta or breast milk . . . . . (P04)                    |
|                     | Disorders related to length of gestation and fetal malnutrition . . . . . (P05–P08)                               |
| 70#                 | Slow fetal growth and fetal malnutrition . . . . . (P05)  |
| #                   | Disorders related to short gestation and low birth weight, not elsewhere classified . . . . . (P07)               |
| 71                  | Extremely low birth weight or extreme immaturity . . . . . (P07.0,P07.2)  |
| 72                  | Other low birth weight or preterm . . . . . (P07.1,P07.3)   |
| 73#                 | Disorders related to long gestation and high birth weight . . . . . (P08)   |
| 74#                 | Birth trauma . . . . . (P10–P15)  |
| #                   | Intrauterine hypoxia and birth asphyxia . . . . . (P20–P21)   |
| 75                  | Intrauterine hypoxia . . . . . (P20)  |
| 76                  | Birth asphyxia . . . . . (P21)  |
| 77#                 | Respiratory distress of newborn . . . . . (P22)   |
|                     | Other respiratory conditions originating in the perinatal period . . . . . (P23–P28)                              |
| 78#                 | Congenital pneumonia . . . . . (P23)  |
| 79#                 | Neonatal aspiration syndromes . . . . . (P24)   |
| 80#                 | Interstitial emphysema and related conditions originating in the perinatal period . . . . . (P25)                 |
| 81#                 | Pulmonary hemorrhage originating in the perinatal period . . . . . (P26)  |
| 82#                 | Chronic respiratory disease originating in the perinatal period . . . . . (P27)                                   |
| 83#                 | Atelectasis . . . . . (P28.0–P28.1)   |
| 84                  | All other respiratory conditions originating in the perinatal period . . . . . (P28.2–P28.9)                      |
|                     | Infections specific to the perinatal period . . . . . (P35–P39)   |
| 85#                 | Bacterial sepsis of newborn . . . . . (P36)   |
| 86#                 | Omphalitis of newborn with or without mild hemorrhage . . . . . (P38)   |
| 87                  | All other infections specific to the perinatal period . . . . . (P35,P37,P39)                                     |
|                     | Hemorrhagic and hematological disorders of newborn . . . . . (P50–P61)  |
| 88#                 | Neonatal hemorrhage . . . . . (P50–P52,P54)   |
| 89#                 | Hemorrhagic disease of newborn . . . . . (P53)  |
| 90#                 | Hemolytic disease of newborn due to isoimmunization and other perinatal jaundice . . . . . (P55–P59)              |
| 91#                 | Hematological disorders . . . . . (P60–P61)   |
| 92#                 | Syndrome of infant of a diabetic mother and neonatal diabetes mellitus . . . . . (P70.0–P70.2)                    |
| 93#                 | Necrotizing enterocolitis of newborn . . . . . (P77)  |
| 94#                 | Hydrops fetalis not due to hemolytic disease . . . . . (P83.2)  |
| 95                  | Other perinatal conditions . . . . . (P29,P70.3–P70.9,P71–P76,P78–P81,P83.0–P83.1,P83.3–P83.9,P90–P96)            |
| #                   | Congenital malformations, deformations and chromosomal abnormalities . . . . . (Q00–Q99)                          |
| 96                  | Anencephaly and similar malformations . . . . . (Q00)   |
| 97                  | Congenital hydrocephalus . . . . . (Q03)  |
| 98                  | Spina bifida . . . . . (Q05)  |
| 99                  | Other congenital malformations of nervous system . . . . . (Q01–Q02,Q04,Q06–Q07)                                  |

See footnotes at end of table.

**Table B. List of 130 selected causes of infant death—Con.**

[An asterisk (\*) preceding a cause-of-death code indicates that the code is not included in the *International Classification of Diseases, Tenth Revision (ICD-10)*, Second Edition; see Technical Notes]

| Number <sup>1</sup> | Cause of death (based on ICD-10, 2004)  |  |
|---------------------|---|--|
| 100                 | Congenital malformations of heart . . . . .   | (Q20–Q24)  |
| 101                 | Other congenital malformations of circulatory system . . . . .  | (Q25–Q28)  |
| 102                 | Congenital malformations of respiratory system . . . . .  | (Q30–Q34)  |
| 103                 | Congenital malformations of digestive system . . . . .  | (Q35–Q45)  |
| 104                 | Congenital malformations of genitourinary system . . . . .  | (Q50–Q64)  |
| 105                 | Congenital malformations and deformations of musculoskeletal system, limbs and integument . . . . .             | (Q65–Q85)  |
| 106                 | Down's syndrome . . . . .   | (Q90)  |
| 107                 | Edward's syndrome . . . . .   | (Q91.0–Q91.3)  |
| 108                 | Patau's syndrome . . . . .  | (Q91.4–Q91.7)  |
| 109                 | Other congenital malformations and deformations . . . . .   | (Q10–Q18, Q86–Q89)   |
| 110                 | Other chromosomal abnormalities, not elsewhere classified . . . . .   | (Q92–Q99)  |
|                     | Symptoms, signs and abnormal clinical and laboratory findings, not elsewhere classified . . . . .               | (R00–R99)  |
| 111#                | Sudden infant death syndrome . . . . .  | (R95)  |
| 112                 | Other symptoms, signs and abnormal clinical and laboratory findings, not elsewhere classified . . . . .         | (R00–R53, R55–R94, R96–R99)  |
| 113                 | All other diseases (residual) . . . . .   | (F01–F99, H00–H57, L00–M99)  |
|                     | External causes of mortality . . . . .  | (*U01, V01–Y84)  |
| #                   | Accidents (unintentional injuries) . . . . .  | (V01–X59)  |
|                     | Transport accidents . . . . .   | (V01–V99)  |
| 114                 | Motor vehicle accidents . . . . .   | (V02–V04, V09.0, V09.2, V12–V14, V19.0–V19.2, V19.4–V19.6, V20–V79, V80.3–V80.5, V81.0–V81.1, V82.0–V82.1, V83–V86, V87.0–V87.8, V88.0–V88.8, V89.0, V89.2, V89.3–V89.9) |
| 115                 | Other and unspecified transport accidents . . . . .   | (V01, V05–V06, V09.1, V09.3–V09.9, V10–V11, V15–V18, V19.3, V19.8–V19.9, V80.0–V80.2, V80.6–V80.9, V81.2–V81.9, V82.2–V82.9, V87.9, V88.9, V89.1, V89.3, V89.9, V90–V99) |
| 116                 | Falls . . . . .   | (W00–W19)  |
| 117                 | Accidental discharge of firearms . . . . .  | (W32–W34)  |
| 118                 | Accidental drowning and submersion . . . . .  | (W65–W74)  |
| 119                 | Accidental suffocation and strangulation in bed . . . . .   | (W75)  |
| 120                 | Other accidental suffocation and strangulation . . . . .  | (W76–W77, W81–W84)   |
| 121                 | Accidental inhalation and ingestion of food or other objects causing obstruction of respiratory tract . . . . . | (W78–W80)  |
| 122                 | Accidents caused by exposure to smoke, fire and flames . . . . .  | (X00–X09)  |
| 123                 | Accidental poisoning and exposure to noxious substances . . . . .   | (X40–X49)  |
| 124                 | Other and unspecified accidents . . . . .   | (W20–W31, W35–W64, W85–W99, X10–X39, X50–X59)  |
| #                   | Assault (homicide) . . . . .  | (*U01, X85–Y09)  |
| 125                 | Assault (homicide) by hanging, strangulation and suffocation . . . . .  | (X91)  |
| 126                 | Assault (homicide) by discharge of firearms . . . . .   | (*U01.4, X93–X95)  |
| 127                 | Neglect, abandonment and other maltreatment syndromes . . . . .   | (Y06–Y07)  |
| 128                 | Assault (homicide) by other and unspecified means . . . . .   | (*U01.0–*U01.3, *U01.5–*U01.9, X85–X90, X92, X96–Y05, Y08–Y09)   |
| 129#                | Complications of medical and surgical care . . . . .  | (Y40–Y84)  |
| 130                 | Other external causes . . . . .   | (Y10–Y36)  |

<sup>1</sup>Causes labeled # are ranked to determine leading causes of infant death for specified population groups.

## Differences by sex

Some similarities were observed in the ranking of certain causes of death among men and women in 2010. For both populations, heart disease and cancer ranked as the first and second leading causes of death, respectively (Figure 1 and Table 1). These two causes accounted for 49.4% of all deaths to men and 45.6% of all deaths to women in 2010. Other causes with an identical rank for both sexes in 2010 were CLRD (the fourth leading cause) and kidney disease (ranked ninth).

Men and women diverge in the ranking of other causes of death. In 2010, unintentional injuries were the third leading cause of death for males, accounting for 6.2% of deaths in this group, but the sixth leading cause for females, accounting for 3.6% of deaths (Figure 1 and Table 1). Stroke and diabetes ranked fifth and sixth, respectively, for males in 2010 but ranked third and seventh, respectively, for females. Women had a higher relative burden of mortality from stroke than men. In 2010, stroke accounted for 6.2% of all deaths to women but 4.2%

of all deaths to men. Both groups had the same relative burden of mortality from diabetes (approximately 3.0%), despite the difference in rank. Suicide ranked seventh for males, but it was not ranked among the 10 leading causes for females. Alzheimer's disease ranked eighth for males, accounting for 2.1% of deaths, but ranked fifth for females, accounting for 4.7% of deaths. Influenza and pneumonia ranked 10th for males, accounting for 1.9% of deaths, and 8th for females, accounting for 2.1% of deaths. Septicemia ranked 10th for females but was not ranked among the top 10 causes of death for males.

In 2010 compared with 2009 (9), no changes occurred in the rank order of the 10 leading causes of death among women. However, among men, Alzheimer's disease moved up from 10th to 8th rank, and Influenza and pneumonia moved down from 8th rank to become the 10th leading cause of death.

## Differences by age

In 2010, the leading cause of death varied by age group (Figure 2). The leading cause of death for the population aged 1–44



**Table C. Deaths and percentage of total deaths for the 10 leading causes of death: United States, 2009–2010**

[An asterisk (\*) preceding a cause-of-death code indicates that the code is not included in the *International Classification of Diseases, Tenth Revision (ICD-10)*, Second Edition; see Technical Notes]

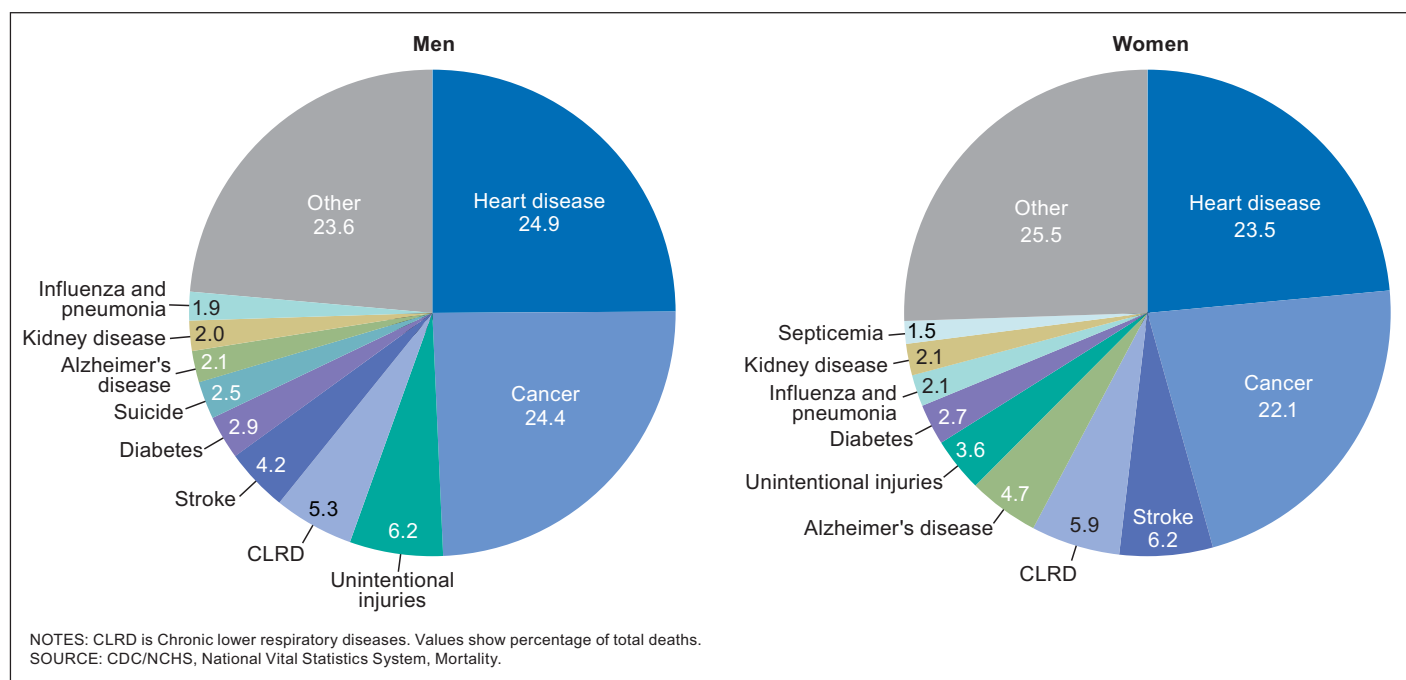
| Cause of death (based on ICD-10, 2004)  | Rank <sup>1</sup> | 2010      |                         | 2009      |                         |
|---|-------------------|-----------|-------------------------|-----------|-------------------------|
|   |                   | Deaths    | Percent of total deaths | Deaths    | Percent of total deaths |
| All causes  | ...               | 2,468,435 | 100.0                   | 2,437,163 | 100.0                   |
| Diseases of heart . . . . . (I00–I09,I11,I13,I20–I51)                           | 1                 | 597,689   | 24.2                    | 599,413   | 24.6                    |
| Malignant neoplasms . . . . . (C00–C97)   | 2                 | 574,743   | 23.3                    | 567,628   | 23.3                    |
| Chronic lower respiratory diseases . . . . . (J40–J47)                          | 3                 | 138,080   | 5.6                     | 137,353   | 5.6                     |
| Cerebrovascular diseases . . . . . (I60–I69)                                    | 4                 | 129,476   | 5.2                     | 128,842   | 5.3                     |
| Accidents (unintentional injuries) . . . . . (V01–X59,Y85–Y86)                  | 5                 | 120,859   | 4.9                     | 118,021   | 4.8                     |
| Alzheimer's disease . . . . . (G30)   | 6                 | 83,494    | 3.4                     | 79,003    | 3.2                     |
| Diabetes mellitus . . . . . (E10–E14)   | 7                 | 69,071    | 2.8                     | 68,705    | 2.8                     |
| Nephritis, nephrotic syndrome and nephrosis . . . . . (N00–N07,N17–N19,N25–N27) | 8                 | 50,476    | 2.0                     | 48,935    | 2.0                     |
| Influenza and pneumonia . . . . . (J09–J18)                                     | 9                 | 50,097    | 2.0                     | 53,692    | 2.2                     |
| Intentional self-harm (suicide) . . . . . (*U03,X60–X84,Y87.0)                  | 10                | 38,364    | 1.6                     | 36,909    | 1.5                     |

... Category not applicable.

<sup>1</sup>Based on number of deaths.

was unintentional injuries. The relative burden of mortality from this cause was far greater at younger ages, accounting for 32.4% of all deaths in the population aged 1–9, 40.7% of deaths among ages 10–24, and 26.2% of deaths among ages 25–44. In contrast, unintentional injuries was the third leading cause of death for the population aged 45–64 (6.8% of deaths), the ninth leading cause for ages 65 and over (2.3% of deaths), and the eighth leading cause for ages 85 and over (2.4% of deaths). For the population aged 45–64, cancer was the leading cause of death, accounting for 32.3% of deaths. It was the second leading cause for the populations aged 65

and over (22.1% of deaths), 25–44 (13.7% of deaths), 85 and over (12.4% of deaths), and 1–9 (11.8% of deaths). Cancer was the fourth leading cause for the population aged 10–24 (6.4% of deaths). Generally, the relative burden of mortality for heart disease was higher at older age groups. For the population aged 65 and over, heart disease was the leading cause of death, accounting for 26.5% of deaths. It was also the leading cause of death for ages 85 and over, accounting for 30.8% of deaths. However, it was the fifth leading cause for the populations aged 1–9 (3.4% of deaths) and 10–24 (3.5% of deaths). Heart disease was the third leading cause



**Figure 1. Percent distribution of the 10 leading causes of death, by sex: United States, 2010**

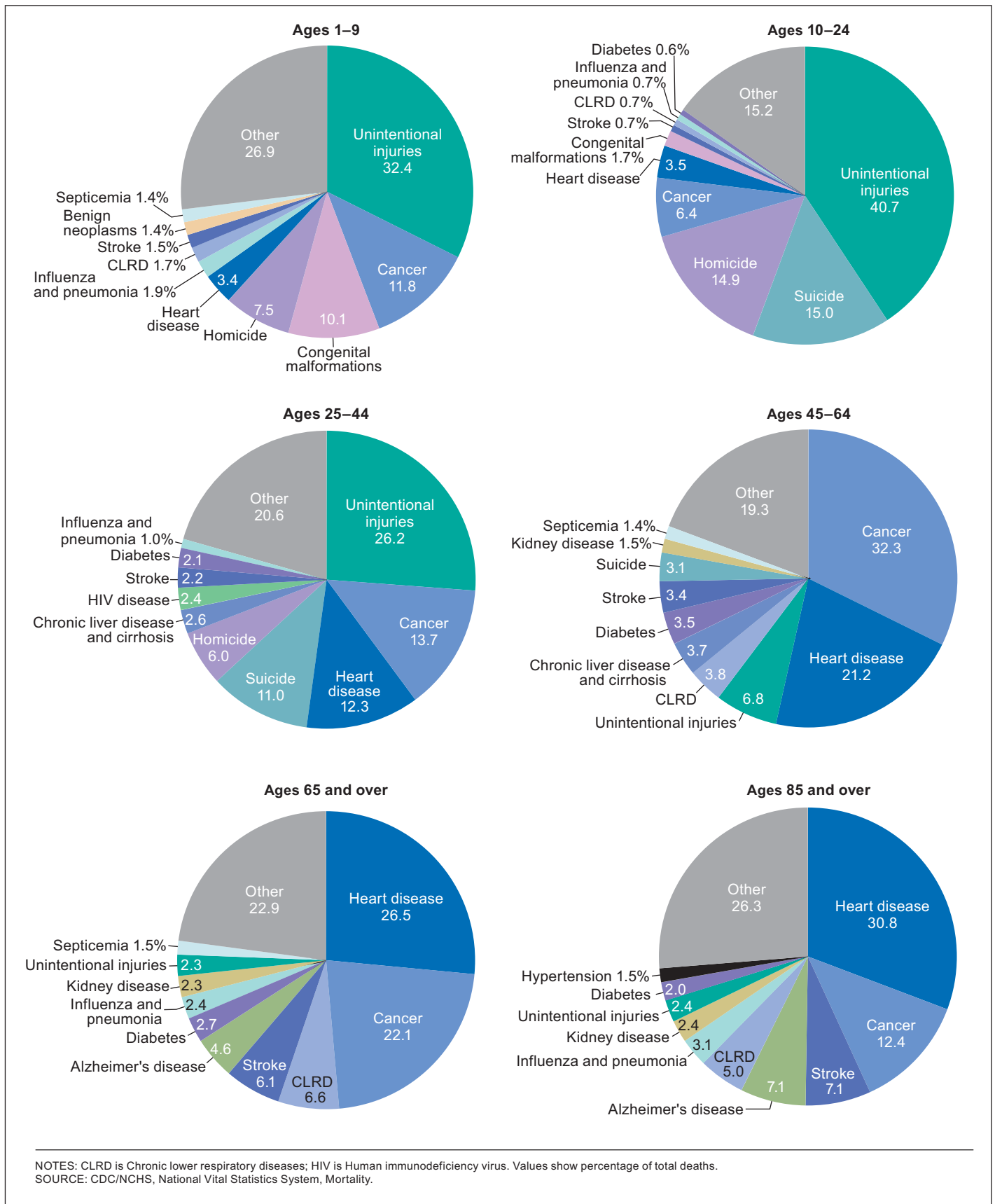


Figure 2. Percent distribution of the 10 leading causes of death, by age group: United States, 2010

**Table D. Deaths and percentage of total deaths for the 10 leading causes of death, by race: United States, 2010**

[Data for races other than white and black should be interpreted with caution because of misreporting of race on death certificates; see Technical Notes. An asterisk (\*) preceding a cause-of-death code indicates that the code is not included in the *International Classification of Diseases, Tenth Revision (ICD-10)*, Second Edition; see Technical Notes]

| Cause of death (based on ICD-10, 2004)  | White             |           |                         | Black             |         |                         | American Indian or Alaska Native |        |                         | Asian or Pacific Islander |        |                         |
|---|-------------------|-----------|-------------------------|-------------------|---------|-------------------------|----------------------------------|--------|-------------------------|---------------------------|--------|-------------------------|
|   | Rank <sup>1</sup> | Deaths    | Percent of total deaths | Rank <sup>1</sup> | Deaths  | Percent of total deaths | Rank <sup>1</sup>                | Deaths | Percent of total deaths | Rank <sup>1</sup>         | Deaths | Percent of total deaths |
| All causes . . . . .  | ...               | 2,114,749 | 100.0                   | ...               | 286,959 | 100.0                   | ...                              | 15,565 | 100.0                   | ...                       | 51,162 | 100.0                   |
| Diseases of heart . . . . . (I00-I09,I11,I13,I20-I51)                           | 1                 | 514,323   | 24.3                    | 1                 | 69,083  | 24.1                    | 2                                | 2,793  | 17.9                    | 2                         | 11,490 | 22.5                    |
| Malignant neoplasms . . . . . (C00-C97)   | 2                 | 491,686   | 23.3                    | 2                 | 65,930  | 23.0                    | 1                                | 2,962  | 19.0                    | 1                         | 14,165 | 27.7                    |
| Chronic lower respiratory diseases . . . . . (J40-J47)                          | 3                 | 127,176   | 6.0                     | 7                 | 8,715   | 3.0                     | 6                                | 702    | 4.5                     | 7                         | 1,487  | 2.9                     |
| Cerebrovascular diseases . . . . . (I60-I69)                                    | 4                 | 109,119   | 5.2                     | 3                 | 15,965  | 5.6                     | 7                                | 559    | 3.6                     | 3                         | 3,833  | 7.5                     |
| Accidents (unintentional injuries) . . . . . (V01-X59,Y85-Y86)                  | 5                 | 104,945   | 5.0                     | 5                 | 12,069  | 4.2                     | 3                                | 1,701  | 10.9                    | 4                         | 2,144  | 4.2                     |
| Alzheimer's disease . . . . . (G30)   | 6                 | 76,928    | 3.6                     | 10                | 5,220   | 1.8                     | 11                               | 264    | 1.7                     | 9                         | 1,082  | 2.1                     |
| Diabetes mellitus . . . . . (E10-E14)   | 7                 | 54,250    | 2.6                     | 4                 | 12,126  | 4.2                     | 4                                | 857    | 5.5                     | 5                         | 1,838  | 3.6                     |
| Influenza and pneumonia . . . . . (J09-J18)                                     | 8                 | 43,296    | 2.0                     | 12                | 4,936   | 1.7                     | 10                               | 326    | 2.1                     | 6                         | 1,539  | 3.0                     |
| Nephritis, nephrotic syndrome and nephrosis . . . . . (N00-N07,N17-N19,N25-N27) | 9                 | 40,205    | 1.9                     | 6                 | 8,841   | 3.1                     | 9                                | 339    | 2.2                     | 8                         | 1,091  | 2.1                     |
| Intentional self-harm (suicide) . . . . . (*U03,X60-X84,Y87.0)                  | 10                | 34,690    | 1.6                     | 16                | 2,144   | 0.7                     | 8                                | 469    | 3.0                     | 10                        | 1,061  | 2.1                     |
| Chronic liver disease and cirrhosis . . . . . (K70,K73-K74)                     | 11                | 28,014    | 1.3                     | 15                | 2,635   | 0.9                     | 5                                | 787    | 5.1                     | 13                        | 467    | 0.9                     |
| Septicemia . . . . . (A40-A41)  | 12                | 27,985    | 1.3                     | 9                 | 6,001   | 2.1                     | 13                               | 244    | 1.6                     | 12                        | 582    | 1.1                     |
| Assault (homicide) . . . . . (*U01-*U02,X85-Y09,Y87.1)                          | 18                | 7,863     | 0.4                     | 8                 | 7,818   | 2.7                     | 12                               | 257    | 1.7                     | 17                        | 321    | 0.6                     |

... Category not applicable.

<sup>1</sup>Based on number of deaths. Ranks above 10 are provided for informational purposes when a cause is among the top 10 for at least one of the groups being compared.

of death for the population aged 25–44 (12.3% of deaths), and the second leading cause for those aged 45–64 (21.2% of deaths).

Other patterns in the leading causes of death were observed by age group (Figure 2). Generally, for younger age groups, external causes accounted for more deaths than other causes whereas for older age groups, chronic diseases were far more prevalent than other causes. For the population aged 1–44, homicide and suicide were important causes of death: Homicide was the third leading cause of death for ages 10–24 (14.9% of deaths), the fourth leading cause for ages 1–9 (7.5% of deaths), and the fifth leading cause for ages 25–44 (6.0% of deaths). It was not among the 10 leading causes for the population aged 45 and over. Suicide was the second leading cause of death for the population aged 10–24 (15.0% of deaths) and the fourth leading cause for those aged 25–44 (11.0% of deaths). In contrast, it was the eighth leading cause for those aged 45–64 (3.1% of deaths) and was not among the 10 leading causes for the populations aged 65 and over or 85 and over. Congenital malformations, deformations and chromosomal abnormalities (congenital malformations) was more prevalent at the youngest ages. It was the third leading cause for ages 1–9 (10.1% of deaths) and the sixth leading cause for ages 10–24 (1.7% of deaths), but it was not among the 10 leading causes for the population aged 25 and over. Additional causes consistently ranking among the 10 leading causes for those aged 1–44 include stroke, Influenza and pneumonia, and diabetes. Chronic liver disease and cirrhosis, and Human immunodeficiency virus disease (HIV disease), were among the leading causes of death for those aged 25–44.

For the population aged 45 and over, CLRD and stroke were major causes of death. CLRD was the third leading cause of death for ages 65 and over (6.6% of deaths), the fourth leading cause for ages 45–64 (3.8% of deaths), and the fifth leading cause for ages 85 and over (5.0% of deaths). In contrast, it ranked ninth for the population

aged 1–9 (1.7% of deaths), eighth for those aged 10–24 (0.7% of deaths), and was not a top 10 cause of death for those aged 25–44. Stroke was the third leading cause for ages 85 and over (7.1% of deaths) and the fourth leading cause for ages 65 and over (6.1% of deaths). However, it was the seventh leading cause for the populations aged 45–64 (3.4% of deaths) and 10–24 (0.7% of deaths), and the eighth leading cause for the populations aged 25–44 (2.2% of deaths) and 1–9 (1.5% of deaths). Alzheimer's disease was prevalent at the oldest ages, ranking fourth for those aged 85 and over (7.1% of deaths) and fifth for those aged 65 and over (4.6% of deaths). It was not one of the 10 leading causes for the population aged 64 and under. Additional leading causes more prevalent among the population aged 45 and over were diabetes, kidney disease, Chronic liver disease and cirrhosis, and Influenza and pneumonia.

## Differences by race

Table D shows variation across the four major race groups in the 10 leading causes of death in 2010. The four groups shared seven of the leading causes in common but had different relative disease burden. Heart disease was the first leading cause of death for the white and black populations, but it was the second leading cause for the AIAN and API populations. As measured by cause-specific percentage of total deaths within each population, the relative burden of mortality from heart disease was 17.9% in the AIAN population compared with 24.3% in the white population, 24.1% in the black population, and 22.5% in the API population (Table D). Cancer was the first leading cause of death for the AIAN and API populations, but the second leading cause for the black and white groups. Cancer accounted for 27.7% of all deaths in the API population, 23.3% in the white population, 23.0% in the black population, and 19.0% in the AIAN population. CLRD ranked third for

the white population, accounting for 6.0% of deaths in this group; sixth for the AIAN population (4.5% of deaths); and seventh for the black and API populations (3.0% and 2.9% of deaths, respectively). Stroke, unintentional injuries, diabetes, and kidney disease also ranked among the top 10 causes of death for each race group. Stroke ranked fourth for the white population but third for the black and API populations, and seventh for the AIAN population. The percentage of deaths attributable to stroke was highest for the API population (7.5% of all deaths) and lowest for the AIAN population (3.6% of deaths). Unintentional injuries ranked fifth for the white and black populations (5.0% and 4.2% of deaths, respectively), fourth for the API population (4.2% of deaths), and third for the AIAN population (10.9% of deaths). Diabetes ranked fourth for the AIAN and black populations, accounting for 5.5% and 4.2% of deaths, respectively; fifth for the API population (3.6% of deaths); and seventh for the white population (2.6% of deaths). Kidney disease ranked ninth for the white and AIAN populations, but sixth for the black population and eighth for the API population. Kidney disease accounted for 3.1% of deaths in the black population, 2.2% in the API population, 2.1% in the AIAN population, and 1.9% in the white population.

Some of the leading causes were shared by some groups but not by others. Alzheimer's disease ranked 6th for the white population, 9th for the API population, and 10th for the black population, but was not among the top 10 for the AIAN population. Influenza and pneumonia ranked 6th for the API population, 8th for the white population, and 10th for the AIAN population, but was not ranked in the 10 leading causes of death for the black population. Similarly, suicide was not ranked in the top 10 for the black population but was among the 10 leading causes for the other three groups: 8th for the AIAN population and 10th for the white and API populations.

Furthermore, at least one of the 10 leading causes was unique to each of two groups. For the AIAN population, Chronic liver disease and cirrhosis ranked 5th but was not ranked in the top 10 for the other three race groups. For the black population, homicide ranked 8th and Septicemia 9th, but these causes were not ranked among the top 10 for the other race groups.

The rank order of several leading causes changed in 2010 from 2009 (9). For the black population, diabetes and unintentional injuries switched ranks to become the 4th and 5th leading causes, respectively. Alzheimer's disease and HIV disease also switched ranks in 2010, such that HIV disease is no longer among the top 10 causes of death for the black population. Alzheimer's disease became the 10th leading cause for this group. For the AIAN population, cancer switched ranks with heart disease, becoming the first and second leading causes of death, respectively. Kidney disease moved up from 10th to 9th rank for this group, and Influenza and pneumonia moved down from 9th to 10th rank.

### Differences by Hispanic origin

Table E and Figure 3 contrast the 10 leading causes of death for the Hispanic, non-Hispanic white, and non-Hispanic black populations in 2010. For the Hispanic population, cancer ranked first and heart disease second. In contrast, heart disease ranked first and cancer second for the non-Hispanic white and non-Hispanic black populations. The relative burden of both causes was lowest for the Hispanic population, in which cancer accounted for 21.5% of all deaths and heart disease for 20.8%. Cancer accounted for 23.4% and 23.0% of deaths in the non-Hispanic white and non-Hispanic black populations, respectively. Heart disease accounted for 24.6% of deaths in the non-Hispanic white population and 24.1% in the

**Table E. Deaths and percentage of total deaths for the 10 leading causes of death, by Hispanic origin and race for non-Hispanic population: United States, 2010**

[Race and Hispanic origin are reported separately on the death certificate. Persons of Hispanic origin may be of any race. Data for Hispanic origin should be interpreted with caution because of misreporting of Hispanic origin on death certificates; see Technical Notes. An asterisk (\*) preceding a cause-of-death code indicates that the code is not included in the *International Classification of Diseases, Tenth Revision (ICD-10)*, Second Edition; see Technical Notes]

| Cause of death (based on ICD-10, 2004)  | Hispanic          |         |                         | Non-Hispanic white |           |                         | Non-Hispanic black |         |                         |
|---|-------------------|---------|-------------------------|--------------------|-----------|-------------------------|--------------------|---------|-------------------------|
|   | Rank <sup>1</sup> | Deaths  | Percent of total deaths | Rank <sup>1</sup>  | Deaths    | Percent of total deaths | Rank <sup>1</sup>  | Deaths  | Percent of total deaths |
| All causes . . . . .  | ...               | 144,490 | 100.0                   | ...                | 1,969,916 | 100.0                   | ...                | 283,438 | 100.0                   |
| Malignant neoplasms . . . . . (C00-C97)   | 1                 | 31,119  | 21.5                    | 2                  | 460,567   | 23.4                    | 2                  | 65,276  | 23.0                    |
| Diseases of heart . . . . . (I00-I09,I11,I13,I20-I51)                           | 2                 | 30,006  | 20.8                    | 1                  | 483,973   | 24.6                    | 1                  | 68,215  | 24.1                    |
| Accidents (unintentional injuries) . . . . (V01-X59,Y85-Y86)                    | 3                 | 10,476  | 7.3                     | 5                  | 94,420    | 4.8                     | 5                  | 11,853  | 4.2                     |
| Cerebrovascular diseases . . . . . (I60-I69)                                    | 4                 | 7,274   | 5.0                     | 4                  | 101,849   | 5.2                     | 3                  | 15,833  | 5.6                     |
| Diabetes mellitus . . . . . (E10-E14)   | 5                 | 6,556   | 4.5                     | 7                  | 47,746    | 2.4                     | 4                  | 11,996  | 4.2                     |
| Chronic liver disease and cirrhosis . . . . (K70,K73-K74)                       | 6                 | 4,348   | 3.0                     | 12                 | 23,655    | 1.2                     | 15                 | 2,601   | 0.9                     |
| Chronic lower respiratory diseases . . . . . (J40-J47)                          | 7                 | 4,172   | 2.9                     | 3                  | 122,887   | 6.2                     | 7                  | 8,614   | 3.0                     |
| Alzheimer's disease . . . . . (G30)   | 8                 | 3,427   | 2.4                     | 6                  | 73,502    | 3.7                     | 10                 | 5,169   | 1.8                     |
| Nephritis, nephrotic syndrome and nephrosis . . . . . (N00-N07,N17-N19,N25-N27) | 9                 | 3,252   | 2.3                     | 9                  | 36,963    | 1.9                     | 6                  | 8,769   | 3.1                     |
| Influenza and pneumonia . . . . . (J10-J18)                                     | 10                | 3,025   | 2.1                     | 8                  | 40,244    | 2.0                     | 12                 | 4,854   | 1.7                     |
| Assault (homicide) . . . . . (*U01-*U02,X85-Y09,Y87.1)                          | 11                | 2,890   | 2.0                     | 22                 | 5,035     | 0.3                     | 8                  | 7,679   | 2.7                     |
| Intentional self-harm (suicide) . . . . . (*U03,X60-X84,Y87.0)                  | 12                | 2,661   | 1.8                     | 10                 | 32,010    | 1.6                     | 16                 | 2,091   | 0.7                     |
| Septicemia . . . . . (A40-A41)  | 14                | 2,035   | 1.4                     | 11                 | 25,951    | 1.3                     | 9                  | 5,958   | 2.1                     |

... Category not applicable.

<sup>1</sup>Based on number of deaths. Ranks above 10 are provided for informational purposes when a cause is among the top 10 for at least one of the groups being compared.

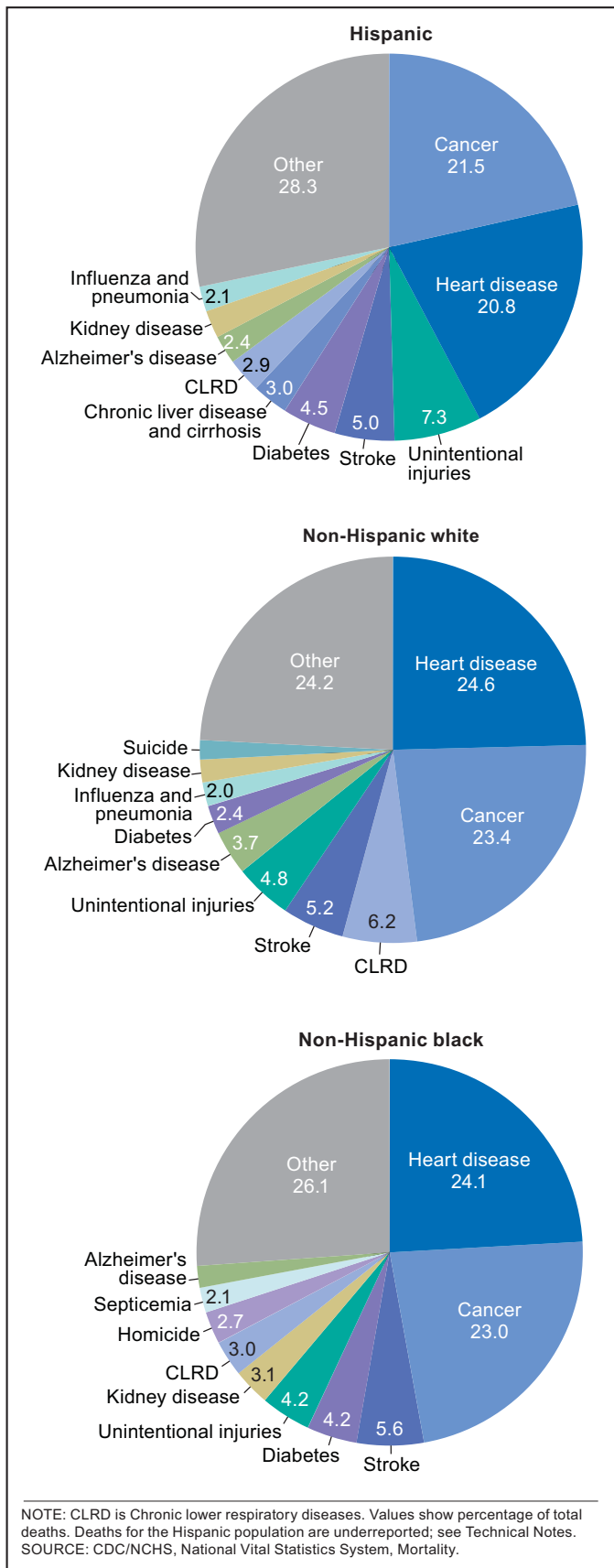


Figure 3. Percent distribution of the 10 leading causes of death, by race and Hispanic origin: United States, 2010

non-Hispanic black population. Unintentional injuries ranked third for the Hispanic population, accounting for 7.3% of deaths, but fifth for the non-Hispanic white (4.8% of deaths) and non-Hispanic black (4.2% of deaths) populations. The fourth-ranked cause for the Hispanic and non-Hispanic white populations was stroke, which ranked third for the non-Hispanic black population. Diabetes ranked fifth for the Hispanic population (4.5% of deaths), fourth for the non-Hispanic black population (4.2% of deaths), and seventh for the non-Hispanic white population (2.4% of deaths). These five causes together accounted for 59.1% of deaths in the Hispanic population.

Chronic liver disease and cirrhosis was unique as a leading cause of death for the Hispanic population; it ranked sixth for this group but was not among the 10 leading causes of death for the non-Hispanic white and non-Hispanic black populations. CLRD ranked much higher for the non-Hispanic white population (third) than for the non-Hispanic black and Hispanic populations (both seventh). Alzheimer's disease ranked 8th for the Hispanic population, 6th for the non-Hispanic white population, and 10th for the non-Hispanic black population. Kidney disease was the ninth leading cause for the Hispanic (2.3% of deaths) and non-Hispanic white (1.9% of deaths) populations, but was sixth among leading causes for the non-Hispanic black population (3.1% of deaths). Influenza and pneumonia ranked 10th for the Hispanic population and 8th for the non-Hispanic white population, but it was not among the 10 leading causes of death for the non-Hispanic black population.

Causes of death that ranked among the 10 leading causes for the non-Hispanic white and non-Hispanic black groups but not for the Hispanic group were homicide, which ranked 8th for the non-Hispanic black population; suicide, which ranked 10th for the non-Hispanic white population; and Septicemia, which ranked 9th for the non-Hispanic black population.

Some causes changed rank in 2010 from 2009 (9). For the Hispanic population, Alzheimer's disease rose into the top 10, becoming the 8th leading cause of death in 2010. Influenza and pneumonia moved down from 8th to 10th rank. Homicide, the 9th leading cause in 2009, dropped out of the top 10 list in 2010, and kidney disease moved up from 10th to 9th place. For the non-Hispanic black population, Alzheimer's disease became the 10th leading cause of death, replacing HIV disease, which dropped out of the top 10 list in 2010.

### Leading causes of infant death

The leading cause of infant death in 2010 was congenital malformations, which accounted for 20.8% of all infant deaths (Table F). The second leading cause was Disorders related to short gestation and low birth weight, not elsewhere classified (16.9% of deaths). The third leading cause was Sudden infant death syndrome (SIDS) (8.4% of deaths), and the fourth leading cause was Newborn affected by maternal complications of pregnancy (6.3% of deaths). Unintentional injuries ranked fifth and accounted for 4.5% of deaths. In 2010, 56.9% of infant deaths were attributable to these five leading causes. Other leading causes in 2010 were Newborn affected by complications of placenta, cord and membranes (ranked 6th); Bacterial sepsis of newborn (7th); Respiratory distress of newborn (8th); Diseases of the circulatory system (9th); and Necrotizing enterocolitis of newborn (10th). In all, these 10 leading causes of infant death accounted for 69.5% of all infant deaths.

**Table F. Deaths and percentage of total deaths for the 10 leading causes of infant death: United States, 2009–2010**

| Cause of death (based on <i>International Classification of Diseases, Tenth Revision, Second Edition, 2004</i> ) | 2010              |        |                         | 2009              |        |                         |
|--|-------------------|--------|-------------------------|-------------------|--------|-------------------------|
|  | Rank <sup>1</sup> | Deaths | Percent of total deaths | Rank <sup>1</sup> | Deaths | Percent of total deaths |
| All causes . . . . .   | ...               | 24,586 | 100.0                   | ...               | 26,412 | 100.0                   |
| Congenital malformations, deformations and chromosomal abnormalities . . . . . (Q00–Q99)                         | 1                 | 5,107  | 20.8                    | 1                 | 5,319  | 20.1                    |
| Disorders related to short gestation and low birth weight, not elsewhere classified . . . . . (P07)              | 2                 | 4,148  | 16.9                    | 2                 | 4,538  | 17.2                    |
| Sudden infant death syndrome . . . . . (R95)   | 3                 | 2,063  | 8.4                     | 3                 | 2,226  | 8.4                     |
| Newborn affected by maternal complications of pregnancy . . . . . (P01)  | 4                 | 1,561  | 6.3                     | 4                 | 1,608  | 6.1                     |
| Accidents (unintentional injuries) . . . . . (V01–X59)   | 5                 | 1,110  | 4.5                     | 5                 | 1,181  | 4.5                     |
| Newborn affected by complications of placenta, cord and membranes . . . . . (P02)                                | 6                 | 1,030  | 4.2                     | 6                 | 1,064  | 4.0                     |
| Bacterial sepsis of newborn . . . . . (P36)  | 7                 | 583    | 2.4                     | 7                 | 652    | 2.5                     |
| Respiratory distress of newborn . . . . . (P22)  | 8                 | 514    | 2.1                     | 8                 | 595    | 2.3                     |
| Diseases of the circulatory system . . . . . (I00–I99)   | 9                 | 507    | 2.1                     | 9                 | 581    | 2.2                     |
| Necrotizing enterocolitis of newborn . . . . . (P77)   | 10                | 472    | 1.9                     | 11                | 484    | 1.8                     |

... Category not applicable.

<sup>1</sup>Based on number of deaths.

The rank order of the 10 leading causes of death among infants remained the same in 2010 as in 2009 (9), with one exception: Necrotizing enterocolitis of newborn rose into the top 10 list, replacing Neonatal hemorrhage as the 10th leading cause of infant death.

## Neonatal and postneonatal mortality

Differences were evident when comparing leading causes of death in the neonatal (less than 28 days after birth) and postneonatal (from 28 days through 11 months after birth) periods (Table G). Disorders related to short gestation and low birth weight, not elsewhere classified, was the leading cause of neonatal death in 2010. In contrast, SIDS was the leading cause in the postneonatal period. Congenital malformations—the leading cause of infant death overall—ranked second for both neonates and postneonates. The remaining leading causes of neonatal death were characterized by conditions occurring in the perinatal period, whereas in the postneonatal period the remaining leading causes included several conditions prevalent among the general population. These included unintentional injuries, ranked third; homicide, sixth; Septicemia, seventh; and Influenza and pneumonia, eighth.

The rank order of the 10 leading causes of neonatal deaths remained the same in 2010 as in 2009 (9). The rankings for the 10 leading causes of postneonatal deaths also remained unchanged, with two exceptions: Septicemia and Influenza and pneumonia exchanged ranks in 2010 to become the seventh and eighth leading causes, respectively, reversing a 2009 switch in ranks.

Differences in infant mortality, including neonatal and postneonatal mortality, by race and Hispanic origin are detailed in Tables 3 and 4 for further information but are not discussed. Race reported on the death certificate is considered to be fairly accurate for white and black infants; however, both race and Hispanic origin may be misreported for other groups (10–13); see Technical Notes. Consequently, researchers are directed to the report using data from the linked file of live births and infant deaths for better measures of infant mortality by race and Hispanic origin (14).

## Discussion

This report presents leading causes of death in the United States by age, sex, race, and Hispanic origin, and for the infant, neonatal, and postneonatal periods. Cause-of-death ranking is a popular method of presenting mortality statistics and is a useful tool for illustrating the relative burden of cause-specific mortality, but it must be used cautiously with a clear understanding of the limitations underlying the method.

When comparing rankings across groups or over time, careful note should be made of the age distribution of the populations being compared. Leading causes of death for populations with younger age distributions will tend to show higher rankings for causes of death that are prevalent among the young, such as homicide, unintentional injuries, and HIV disease. Leading causes for older populations will tend to show higher rankings for causes that are more prevalent among the elderly, such as Alzheimer's disease, heart disease, cancer, and stroke.

Consideration should also be given to the effects of random variation on cause-of-death rankings. When the number of events is small (perhaps fewer than 100 deaths), estimates of mortality risk are subject to random fluctuations; see Technical Notes. Especially when comparing rankings based on small numbers of deaths between groups or over time, it is important to be aware that differences in relative rankings may be attributable to random variability.

Because the rank order of any particular cause of death will depend on the list of causes from which selection is made and on the rules applied in making the selection, a clearly defined, uniform method for ranking causes of death is vital to maintain consistency in the reporting of leading causes by federal and state agencies. The standard method and cause lists described in this and other publications (1–3,6) provide this needed structure.

**Table G. Deaths and percentage of total deaths for the 10 leading causes of neonatal and postneonatal deaths: United States, 2010**

[Neonatal deaths are those occurring less than 28 days after birth. Postneonatal deaths are those occurring from 28 days through 11 months after birth. An asterisk (\*) preceding a cause-of-death code indicates that the code is not included in the *International Classification of Diseases, Tenth Revision (ICD-10)*, Second Edition; see Technical Notes]

| Rank <sup>1</sup> | Cause of death (based on ICD-10, 2004)  | Deaths | Percent of total deaths |
|-------------------|---|--------|-------------------------|
| Neonatal          |   |        |                         |
| ...               | All causes  | 16,188 | 100.0                   |
| 1                 | Disorders related to short gestation and low birth weight, not elsewhere classified (P07) | 4,063  | 25.1                    |
| 2                 | Congenital malformations, deformations and chromosomal abnormalities (Q00-Q99)            | 3,605  | 22.3                    |
| 3                 | Newborn affected by maternal complications of pregnancy (P01)                             | 1,547  | 9.6                     |
| 4                 | Newborn affected by complications of placenta, cord and membranes (P02)                   | 1,015  | 6.3                     |
| 5                 | Bacterial sepsis of newborn (P36)   | 552    | 3.4                     |
| 6                 | Respiratory distress of newborn (P22)   | 497    | 3.1                     |
| 7                 | Neonatal hemorrhage (P50-P52,P54)   | 458    | 2.8                     |
| 8                 | Necrotizing enterocolitis of newborn (P77)  | 409    | 2.5                     |
| 9                 | Intrauterine hypoxia and birth asphyxia (P20-P21)   | 300    | 1.9                     |
| 10                | Atelectasis (P28.0-P28.1)   | 231    | 1.4                     |
| ...               | All other causes (residual)   | 3,511  | 21.7                    |
| Postneonatal      |   |        |                         |
| ...               | All causes  | 8,398  | 100.0                   |
| 1                 | Sudden infant death syndrome (R95)  | 1,866  | 22.2                    |
| 2                 | Congenital malformations, deformations and chromosomal abnormalities (Q00-Q99)            | 1,502  | 17.9                    |
| 3                 | Accidents (unintentional injuries) (V01-X59)  | 978    | 11.6                    |
| 4                 | Diseases of the circulatory system (I00-I99)  | 402    | 4.8                     |
| 5                 | Diarrhea and gastroenteritis of infectious origin (A09)                                   | 300    | 3.6                     |
| 6                 | Assault (homicide) (*U01.X85-Y09)   | 281    | 3.3                     |
| 7                 | Septicemia (A40-A41)  | 212    | 2.5                     |
| 8                 | Influenza and pneumonia (J09-J18)   | 193    | 2.3                     |
| 9                 | Chronic respiratory disease originating in the perinatal period (P27)                     | 90     | 1.1                     |
| 10                | Disorders related to short gestation and low birth weight, not elsewhere classified (P07) | 85     | 1.0                     |
| ...               | All other causes (residual)   | 2,489  | 29.6                    |

... Category not applicable.

<sup>1</sup>Based on number of deaths.

## References

- National Office of Vital Statistics. Leading causes of death: United States and each state, 1949. Vital statistics—Special reports, national summaries; vol 36 no 20. Washington, DC: Public Health Service. 1952.
- National Office of Vital Statistics. Summary report of the third annual meeting of the Public Health Conference on Records and Statistics. Washington, DC: Public Health Service. 1951.
- Murphy SL, Xu J, Kochanek KD. Deaths: Final data for 2010. National vital statistics reports; vol 61 no 4. Hyattsville, MD: National Center for Health Statistics. 2013. Available from: [http://www.cdc.gov/nchs/data/nvsr/nvsr61/nvsr61\\_04.pdf](http://www.cdc.gov/nchs/data/nvsr/nvsr61/nvsr61_04.pdf).
- World Health Organization. International statistical classification of diseases and related health problems, tenth revision (ICD-10). 2nd ed. Geneva, Switzerland. 2004.
- Anderson RN, Rosenberg HM. Age standardization of death rates: Implementation of the year 2000 standard. National vital statistics reports; vol 47 no 3. Hyattsville, MD: National Center for Health Statistics. 1998. Available from: [http://www.cdc.gov/nchs/data/nvsr/nvsr47/nvs47\\_03.pdf](http://www.cdc.gov/nchs/data/nvsr/nvsr47/nvs47_03.pdf).
- National Center for Health Statistics. NCHS instruction manual, part 9: ICD-10 cause-of-death lists for tabulating mortality statistics. Hyattsville, MD. 2009. Available from: <http://www.cdc.gov/nchs/data/dvs/Part9InstructionManual2009.pdf>.
- Murphy SL. Deaths: Final data for 1998. National vital statistics reports; vol 48 no 11. Hyattsville, MD: National Center for Health Statistics. 2000. Available from: [http://www.cdc.gov/nchs/data/nvsr/nvsr48/nvs48\\_11.pdf](http://www.cdc.gov/nchs/data/nvsr/nvsr48/nvs48_11.pdf).
- Gardner P, Rosenberg HM, Wilson RW. Leading causes of death by age, sex, race, and Hispanic origin: United States, 1992. National Center for Health Statistics. Vital Health Stat 20(29). 1996. Available from: [http://www.cdc.gov/nchs/data/series/sr\\_20/sr20\\_029.pdf](http://www.cdc.gov/nchs/data/series/sr_20/sr20_029.pdf).
- Heron M. Deaths: Leading causes for 2009. National vital statistics reports; vol 61 no 7. Hyattsville, MD: National Center for Health Statistics. 2012. Available from: [http://www.cdc.gov/nchs/data/nvsr/nvsr61/nvsr61\\_07.pdf](http://www.cdc.gov/nchs/data/nvsr/nvsr61/nvsr61_07.pdf).
- Rosenberg HM, Maurer JD, Sorlie PD, et al. Quality of death rates by race and Hispanic origin: A summary of current research, 1999. National Center for Health Statistics. Vital Health Stat 2(128). 1999. Available from: [http://www.cdc.gov/nchs/data/series/sr\\_02/sr02\\_128.pdf](http://www.cdc.gov/nchs/data/series/sr_02/sr02_128.pdf).
- Sorlie PD, Rogot E, Johnson NJ. Validity of demographic characteristics on the death certificate. Epidemiology 3(2):181-4. 1992.
- Arias E, Schauman WS, Eschbach K, et al. The validity of race and Hispanic origin reporting on death certificates in the United States. Vital Health Stat 2(148). 2008. Available from: [http://www.cdc.gov/nchs/data/series/sr\\_02/sr02\\_148.pdf](http://www.cdc.gov/nchs/data/series/sr_02/sr02_148.pdf).
- Arias E, Eschbach K, Schauman WS, Backlund EL, Sorlie PD. The Hispanic mortality advantage and ethnic misclassification on U.S. death certificates. Am J Public Health 100(Suppl 1):S171-7. 2010.
- Mathews TJ, MacDorman MF. Infant mortality statistics from the 2009 period linked birth/infant death data set. National vital

statistics reports; vol 61 no 8. Hyattsville, MD: National Center for Health Statistics. 2013. Available from: [http://www.cdc.gov/nchs/data/nvsr/nvsr61/nvsr61\\_08.pdf](http://www.cdc.gov/nchs/data/nvsr/nvsr61/nvsr61_08.pdf).

15. National Center for Health Statistics. Report of the Panel to Evaluate the U.S. Standard Certificates. Hyattsville, MD. 2000. Available from: [http://www.cdc.gov/nchs/data/dvs/panelreport\\_acc.pdf](http://www.cdc.gov/nchs/data/dvs/panelreport_acc.pdf).

16. National Center for Health Statistics. 2003 revision of the U.S. Standard Certificate of Death. Hyattsville, MD. 2003. Available from: <http://www.cdc.gov/nchs/data/dvs/DEATH11-03final-acc.pdf>.

17. Tolson GC, Barnes JM, Gay GA, Kowaleski JL. The 1989 revision of the U.S. standard certificates and reports. National Center for Health Statistics. Vital Health Stat 4(28). 1991. Available from: [http://www.cdc.gov/nchs/data/series/sr\\_04/sr04\\_028.pdf](http://www.cdc.gov/nchs/data/series/sr_04/sr04_028.pdf).

18. National Center for Health Statistics. Vital Statistics of the United States, 1989. Vol II, Mortality, part A. Technical appendix. Washington, DC: Public Health Service. 1993. Available from: [http://www.cdc.gov/nchs/data/vsus/mort89\\_2a.pdf](http://www.cdc.gov/nchs/data/vsus/mort89_2a.pdf).

19. National Center for Health Statistics. NCHS instruction manual, part 2a: Instructions for classifying the underlying cause of death. Hyattsville, MD: Public Health Service. Published annually. Available from: [http://www.cdc.gov/nchs/nvss/instruction\\_manuials.htm](http://www.cdc.gov/nchs/nvss/instruction_manuials.htm).

20. National Center for Health Statistics. NCHS instruction manual, part 2b: Instructions for classifying multiple causes of death.. Hyattsville, MD: Public Health Service. Published annually. Available from: [http://www.cdc.gov/nchs/nvss/instruction\\_manuials.htm](http://www.cdc.gov/nchs/nvss/instruction_manuials.htm).

21. National Center for Health Statistics. NCHS instruction manual, part 2e: Nonindexed terms, standard abbreviations, and state geographic codes used in mortality data classification. Hyattsville, MD: Public Health Service. Published annually. Available from: [http://www.cdc.gov/nchs/nvss/instruction\\_manuials.htm](http://www.cdc.gov/nchs/nvss/instruction_manuials.htm).

22. National Center for Health Statistics. NCHS instruction manual, part 2c: ICD-10 ACME decision tables for classifying underlying causes of death. Hyattsville, MD: Public Health Service. Published annually. Available from: [http://www.cdc.gov/nchs/nvss/instruction\\_manuials.htm](http://www.cdc.gov/nchs/nvss/instruction_manuials.htm).

23. National Center for Health Statistics. NCHS instruction manual, part 2g: Data entry instructions for the Mortality Medical Indexing, Classification, and Retrieval System (MICAR). Hyattsville, MD: Public Health Service. Published annually. Available from: [http://www.cdc.gov/nchs/nvss/instruction\\_manuials.htm](http://www.cdc.gov/nchs/nvss/instruction_manuials.htm).

24. National Center for Health Statistics. NCHS instruction manual, part 2h: Dictionary of valid terms for the Mortality Medical Indexing, Classification, and Retrieval System (MICAR). Hyattsville, MD: Public Health Service. Published annually. Available from: [http://www.cdc.gov/nchs/nvss/instruction\\_manuials.htm](http://www.cdc.gov/nchs/nvss/instruction_manuials.htm).

25. Chamblee RF, Evans MC. TRANSAX: The NCHS system for producing multiple cause-of-death statistics, 1968-78. National Center for Health Statistics. Vital Health Stat 1(20). 1986. Available from: [http://www.cdc.gov/nchs/data/series/sr\\_01/sr01\\_020acc.pdf](http://www.cdc.gov/nchs/data/series/sr_01/sr01_020acc.pdf).

26. Israel RA, Rosenberg HM, Curtin LR. Analytical potential for multiple cause-of-death data. Am J Epidemiol 124(2):161-79. 1986.

27. National Center for Health Statistics. Mortality multiple cause-of-death public use record, 2003 [provisional]. Hyattsville, MD: Public Health Service. 2003. Available from: [http://www.cdc.gov/nchs/data/dvs/Record\\_Layout\\_2003.pdf](http://www.cdc.gov/nchs/data/dvs/Record_Layout_2003.pdf).

28. National Center for Health Statistics. Classification of death and injury resulting from terrorism. 2002. Available from: [http://www.cdc.gov/nchs/icd/terrorism\\_code.htm](http://www.cdc.gov/nchs/icd/terrorism_code.htm).

29. CDC. New classification for deaths and injuries involving terrorism. MMWR 51 (Special issue):18-9. 2002. Available from: <http://www.cdc.gov/mmwr/preview/mmwrhtml/mm51SPa7.htm>.

30. Office of Management and Budget. Revisions to the standards for the classification of federal data on race and ethnicity.

Fed Regist 62(210):58782-90. 1997. Available from: [http://www.whitehouse.gov/omb/fedreg\\_1997standards](http://www.whitehouse.gov/omb/fedreg_1997standards).

31. Office of Management and Budget. Race and ethnic standards for federal statistics and administrative reporting. Statistical Policy Directive 15. 1977. Available from: <http://wonder.cdc.gov/WONDER/help/populations/bridged-race/Directive15.html>.

32. Ingram DD, Parker JD, Schenker N, et al. United States Census 2000 population with bridged race categories. National Center for Health Statistics. Vital Health Stat 2(135). 2003. Available from: [http://www.cdc.gov/nchs/data/series/sr\\_02/sr02\\_135.pdf](http://www.cdc.gov/nchs/data/series/sr_02/sr02_135.pdf).

33. Schenker N, Parker JD. From single-race reporting to multiple-race reporting: Using imputation methods to bridge the transition. Stat Med 22(9):1571-87. 2003.

34. Poe GS, Powell-Griner E, McLaughlin JK, et al. Comparability of the death certificate and the 1986 National Mortality Follow-back Survey. National Center for Health Statistics. Vital Health Stat 2(118). 1993. Available from: [http://www.cdc.gov/nchs/data/series/sr\\_02/sr02\\_118.pdf](http://www.cdc.gov/nchs/data/series/sr_02/sr02_118.pdf).

35. Mulry M. Summary of accuracy and coverage evaluation for census 2000. Research Report Series: Statistics no. 2006-3. Washington, DC: U.S. Census Bureau, Statistical Research Division. 2006. Available from: <http://www.census.gov/srd/papers/pdf/rss2006-03.pdf>.

36. U.S. Census Bureau. 2010 Census coverage measurement estimation report: Summary of estimates of coverage for persons in the United States. DSSD Coverage Measurement Memorandum Series #2010-G-01. 2012. Available from: [https://www.census.gov/coverage\\_measurement/pdfs/g01.pdf](https://www.census.gov/coverage_measurement/pdfs/g01.pdf).

37. National Center for Health Statistics. Vital Statistics of the United States, 1989. Vol I, Natality. Technical appendix. Washington, DC: Public Health Service. 1993. Available from: [http://www.cdc.gov/nchs/data/vsus/nat89\\_1.pdf](http://www.cdc.gov/nchs/data/vsus/nat89_1.pdf).

38. Hoyert DL. Effect on mortality rates of the 1989 change in tabulating race. National Center for Health Statistics. Vital Health Stat 20(25). 1994. Available from: [http://www.cdc.gov/nchs/data/series/sr\\_20/sr20\\_025.pdf](http://www.cdc.gov/nchs/data/series/sr_20/sr20_025.pdf).

39. Martin JA, Hamilton BE, Ventura SJ, et al. Births: Final data for 2010. National vital statistics reports; vol 61 no 1. Hyattsville, MD: National Center for Health Statistics. 2012. Available from: [http://www.cdc.gov/nchs/data/nvsr/nvsr61/nvsr61\\_01.pdf](http://www.cdc.gov/nchs/data/nvsr/nvsr61/nvsr61_01.pdf).

40. National Center for Health Statistics. April 1, 2010 bridged-race population estimates by county, single year of age (0 to 85+ years), bridged race, Hispanic origin, and sex (census\_0401\_2010.txt). Prepared under a collaborative arrangement with the U.S. Census Bureau. 2011. Available from: [http://www.cdc.gov/nchs/nvss/bridged\\_race/data\\_documentation.htm#april2010](http://www.cdc.gov/nchs/nvss/bridged_race/data_documentation.htm#april2010).

## List of Detailed Tables

|   |    |
|---|----|
| 1. Deaths, percentage of total deaths, and death rates for the 10 leading causes of death in selected age groups, by race and sex: United States, 2010. . . . .   | 17 |
| 2. Deaths, percentage of total deaths, and death rates for the 10 leading causes of death in selected age groups, by Hispanic origin, race for non-Hispanic population, and sex: United States, 2010. . . . .                         | 55 |
| 3. Infant, neonatal, and postneonatal deaths, percentage of total deaths, and mortality rates for the 10 leading causes of infant death, by race and sex: United States, 2010. . . . .  | 78 |
| 4. Infant, neonatal, and postneonatal deaths, percentage of total deaths, and mortality rates for the 10 leading causes of infant death, by Hispanic origin, race for non-Hispanic population, and sex: United States, 2010 . . . . . | 87 |



**Table 1. Deaths, percentage of total deaths, and death rates for the 10 leading causes of death in selected age groups, by race and sex: United States, 2010**

[Rates are per 100,000 population in specified group. Data for races other than white and black should be interpreted with caution because of misreporting of race on death certificates; see Technical Notes. An asterisk (\*) preceding a cause-of-death code indicates that the code is not included in the *International Classification of Diseases, Tenth Revision* (ICD-10), Second Edition; see Technical Notes]

| Rank <sup>1</sup>                            | Cause of death<br>(based on ICD-10, 2004),<br>race, sex, and age                                      | Number <sup>2</sup> | Percent<br>of total<br>deaths | Death<br>rate <sup>2</sup> | Rank <sup>1</sup>                  | Cause of death<br>(based on ICD-10, 2004),<br>race, sex, and age                                      | Number <sup>2</sup> | Percent<br>of total<br>deaths | Death<br>rate <sup>2</sup> |
|--|---|---------------------|-------------------------------|----------------------------|------------------------------------|---|---------------------|-------------------------------|----------------------------|
| All races, both sexes, all ages <sup>3</sup> |   |                     |                               |                            | All races, both sexes, 10–14 years |   |                     |                               |                            |
| ...  | All causes  | 2,468,435           | 100.0                         | 799.5                      | ...                                | All causes  | 2,949               | 100.0                         | 14.3                       |
| 1  | Diseases of heart . . . . .(I00–I09,I11,I13,I20–I51)  | 597,689             | 24.2                          | 193.6                      | 1                                  | Accidents (unintentional injuries) . . . . .(V01–X59,Y85–Y86)   | 885                 | 30.0                          | 4.3                        |
| 2  | Malignant neoplasms . . . . .(C00–C97)  | 574,743             | 23.3                          | 186.2                      | 2                                  | Malignant neoplasms . . . . .(C00–C97)  | 477                 | 16.2                          | 2.3                        |
| 3  | Chronic lower respiratory diseases . . . . .(J40–J47)   | 138,080             | 5.6                           | 44.7                       | 3                                  | Intentional self-harm (suicide) . . . . .(*U03,X60–X84,Y87.0)   | 267                 | 9.1                           | 1.3                        |
| 4  | Cerebrovascular diseases . . . . .(I60–I69)   | 129,476             | 5.2                           | 41.9                       | 4                                  | Assault (homicide) . . . . .(*U01–*U02,X85–Y09,Y87.1)   | 150                 | 5.1                           | 0.7                        |
| 5  | Accidents (unintentional injuries) . . . . .(V01–X59,Y85–Y86)   | 120,859             | 4.9                           | 39.1                       | 5                                  | Congenital malformations, deformations and chromosomal abnormalities . . . . .(Q00–Q99)               | 135                 | 4.6                           | 0.7                        |
| 6  | Alzheimer's disease . . . . .(G30)  | 83,494              | 3.4                           | 27.0                       | 6                                  | Diseases of heart . . . . .(I00–I09,I11,I13,I20–I51)  | 117                 | 4.0                           | 0.6                        |
| 7  | Diabetes mellitus . . . . .(E10–E14)  | 69,071              | 2.8                           | 22.4                       | 7                                  | Chronic lower respiratory diseases . . . . .(J40–J47)   | 73                  | 2.5                           | 0.4                        |
| 8  | Nephritis, nephrotic syndrome and nephrosis . . . . .(N00–N07,N17–N19,N25–N27)                        | 50,476              | 2.0                           | 16.3                       | 8                                  | In situ neoplasms, benign neoplasms and neoplasms of uncertain or unknown behavior . . . . .(D00–D48) | 45                  | 1.5                           | 0.2                        |
| 9  | Influenza and pneumonia . . . . .(J09–J18)  | 50,097              | 2.0                           | 16.2                       | 9                                  | Cerebrovascular diseases . . . . .(I60–I69)   | 43                  | 1.5                           | 0.2                        |
| 10   | Intentional self-harm (suicide) . . . . .(*U03,X60–X84,Y87.0)   | 38,364              | 1.6                           | 12.4                       | 10                                 | Septicemia . . . . .(A40–A41)   | 35                  | 1.2                           | 0.2                        |
| ...  | All other causes . . . . .(residual)  | 616,086             | 25.0                          | 199.5                      | ...                                | All other causes . . . . .(residual)  | 722                 | 24.5                          | 3.5                        |
| All races, both sexes, 1–4 years             |   |                     |                               |                            | All races, both sexes, 15–19 years |   |                     |                               |                            |
| ...  | All causes  | 4,316               | 100.0                         | 26.5                       | ...                                | All causes  | 10,887              | 100.0                         | 49.4                       |
| 1  | Accidents (unintentional injuries) . . . . .(V01–X59,Y85–Y86)   | 1,394               | 32.3                          | 8.6                        | 1                                  | Accidents (unintentional injuries) . . . . .(V01–X59,Y85–Y86)   | 4,537               | 41.7                          | 20.6                       |
| 2  | Congenital malformations, deformations and chromosomal abnormalities . . . . .(Q00–Q99)               | 507                 | 11.7                          | 3.1                        | 2                                  | Assault (homicide) . . . . .(*U01–*U02,X85–Y09,Y87.1)   | 1,832               | 16.8                          | 8.3                        |
| 3  | Assault (homicide) . . . . .(*U01–*U02,X85–Y09,Y87.1)   | 385                 | 8.9                           | 2.4                        | 3                                  | Intentional self-harm (suicide) . . . . .(*U03,X60–X84,Y87.0)   | 1,659               | 15.2                          | 7.5                        |
| 4  | Malignant neoplasms . . . . .(C00–C97)  | 346                 | 8.0                           | 2.1                        | 4                                  | Malignant neoplasms . . . . .(C00–C97)  | 601                 | 5.5                           | 2.7                        |
| 5  | Diseases of heart . . . . .(I00–I09,I11,I13,I20–I51)  | 159                 | 3.7                           | 1.0                        | 5                                  | Diseases of heart . . . . .(I00–I09,I11,I13,I20–I51)  | 342                 | 3.1                           | 1.6                        |
| 6  | Influenza and pneumonia . . . . .(J09–J18)  | 91                  | 2.1                           | 0.6                        | 6                                  | Congenital malformations, deformations and chromosomal abnormalities . . . . .(Q00–Q99)               | 202                 | 1.9                           | 0.9                        |
| 7  | Septicemia . . . . .(A40–A41)   | 62                  | 1.4                           | 0.4                        | 7                                  | Cerebrovascular diseases . . . . .(I60–I69)   | 86                  | 0.8                           | 0.4                        |
| 8  | In situ neoplasms, benign neoplasms and neoplasms of uncertain or unknown behavior . . . . .(D00–D48) | 59                  | 1.4                           | 0.4                        | 8                                  | Chronic lower respiratory diseases . . . . .(J40–J47)   | 60                  | 0.6                           | 0.3                        |
| 9  | Certain conditions originating in the perinatal period . . . . .(P00–P96)                             | 52                  | 1.2                           | 0.3                        | 9                                  | Influenza and pneumonia . . . . .(J09–J18)  | 48                  | 0.4                           | 0.2                        |
| 10   | Chronic lower respiratory diseases . . . . .(J40–J47)   | 51                  | 1.2                           | 0.3                        | 10                                 | In situ neoplasms, benign neoplasms and neoplasms of uncertain or unknown behavior . . . . .(D00–D48) | 46                  | 0.4                           | 0.2                        |
| ...  | All other causes . . . . .(residual)  | 1,210               | 28.0                          | 7.4                        | ...                                | All other causes . . . . .(residual)  | 1,474               | 13.5                          | 6.7                        |
| All races, both sexes, 5–9 years             |   |                     |                               |                            | All races, both sexes, 20–24 years |   |                     |                               |                            |
| ...  | All causes  | 2,330               | 100.0                         | 11.5                       | ...                                | All causes  | 18,664              | 100.0                         | 86.5                       |
| 1  | Accidents (unintentional injuries) . . . . .(V01–X59,Y85–Y86)   | 758                 | 32.5                          | 3.7                        | 1                                  | Accidents (unintentional injuries) . . . . .(V01–X59,Y85–Y86)   | 7,804               | 41.8                          | 36.2                       |
| 2  | Malignant neoplasms . . . . .(C00–C97)  | 439                 | 18.8                          | 2.2                        | 2                                  | Intentional self-harm (suicide) . . . . .(*U03,X60–X84,Y87.0)   | 2,941               | 15.8                          | 13.6                       |
| 3  | Congenital malformations, deformations and chromosomal abnormalities . . . . .(Q00–Q99)               | 163                 | 7.0                           | 0.8                        | 3                                  | Assault (homicide) . . . . .(*U01–*U02,X85–Y09,Y87.1)   | 2,846               | 15.2                          | 13.2                       |
| 4  | Assault (homicide) . . . . .(*U01–*U02,X85–Y09,Y87.1)   | 111                 | 4.8                           | 0.5                        | 4                                  | Malignant neoplasms . . . . .(C00–C97)  | 1,003               | 5.4                           | 4.6                        |
| 5  | Diseases of heart . . . . .(I00–I09,I11,I13,I20–I51)  | 68                  | 2.9                           | 0.3                        | 5                                  | Diseases of heart . . . . .(I00–I09,I11,I13,I20–I51)  | 686                 | 3.7                           | 3.2                        |
| 6  | Chronic lower respiratory diseases . . . . .(J40–J47)   | 60                  | 2.6                           | 0.3                        | 6                                  | Congenital malformations, deformations and chromosomal abnormalities . . . . .(Q00–Q99)               | 210                 | 1.1                           | 1.0                        |
| 7  | Cerebrovascular diseases . . . . .(I60–I69)   | 47                  | 2.0                           | 0.2                        | 7                                  | Influenza and pneumonia . . . . .(J09–J18)  | 133                 | 0.7                           | 0.6                        |
| 8  | In situ neoplasms, benign neoplasms and neoplasms of uncertain or unknown behavior . . . . .(D00–D48) | 37                  | 1.6                           | 0.2                        | 8                                  | Human immunodeficiency virus (HIV) disease . . . . .(B20–B24)   | 125                 | 0.7                           | 0.6                        |
| 8  | Influenza and pneumonia . . . . .(J09–J18)  | 37                  | 1.6                           | 0.2                        | 9                                  | Pregnancy, childbirth and the puerperium . . . . .(O00–O99)   | 121                 | 0.6                           | 0.6                        |
| 10   | Septicemia . . . . .(A40–A41)   | 32                  | 1.4                           | 0.2                        | 10                                 | Diabetes mellitus . . . . .(E10–E14)  | 120                 | 0.6                           | 0.6                        |
| ...  | All other causes . . . . .(residual)  | 578                 | 24.8                          | 2.8                        | ...                                | All other causes . . . . .(residual)  | 2,675               | 14.3                          | 12.4                       |

See footnotes at end of table.

**Table 1. Deaths, percentage of total deaths, and death rates for the 10 leading causes of death in selected age groups, by race and sex: United States, 2010—Con.**

[Rates are per 100,000 population in specified group. Data for races other than white and black should be interpreted with caution because of misreporting of race on death certificates; see Technical Notes. An asterisk (\*) preceding a cause-of-death code indicates that the code is not included in the *International Classification of Diseases, Tenth Revision* (ICD-10), Second Edition; see Technical Notes]

| Rank <sup>1</sup>                  | Cause of death<br>(based on ICD-10, 2004),<br>race, sex, and age                        | Number <sup>2</sup> | Percent<br>of total<br>deaths | Death<br>rate <sup>2</sup> | Rank <sup>1</sup>                        | Cause of death<br>(based on ICD-10, 2004),<br>race, sex, and age               | Number <sup>2</sup> | Percent<br>of total<br>deaths | Death<br>rate <sup>2</sup> |
|------------------------------------|---|---------------------|-------------------------------|----------------------------|--|--|---------------------|-------------------------------|----------------------------|
| All races, both sexes, 25–34 years |   |                     |                               |                            | All races, both sexes, 55–64 years       |  |                     |                               |                            |
| ...                                | All causes  | 42,259              | 100.0                         | 102.9                      | ...                                      | All causes   | 310,802             | 100.0                         | 851.9                      |
| 1                                  | Accidents (unintentional injuries) . . . . .(V01–X59,Y85–Y86)                           | 14,573              | 34.5                          | 35.5                       | 1  | Malignant neoplasms . . . . .(C00–C97)   | 109,501             | 35.2                          | 300.1                      |
| 2                                  | Intentional self-harm (suicide) . . . . .(*U03,X60–X84,Y87.0)                           | 5,735               | 13.6                          | 14.0                       | 2  | Diseases of heart . . . . .(I00–I09,I11,I13,I20–I51)                           | 68,077              | 21.9                          | 186.6                      |
| 3                                  | Assault (homicide) . . . . .(*U01–*U02,X85–Y09,Y87.1)                                   | 4,258               | 10.1                          | 10.4                       | 3  | Chronic lower respiratory diseases . . . . .(J40–J47)                          | 14,242              | 4.6                           | 39.0                       |
| 4                                  | Malignant neoplasms . . . . .(C00–C97)  | 3,619               | 8.6                           | 8.8                        | 4  | Accidents (unintentional injuries) . . . . .(V01–X59,Y85–Y86)                  | 14,023              | 4.5                           | 38.4                       |
| 5                                  | Diseases of heart . . . . .(I00–I09,I11,I13,I20–I51)                                    | 3,222               | 7.6                           | 7.8                        | 5  | Diabetes mellitus . . . . .(E10–E14)   | 11,677              | 3.8                           | 32.0                       |
| 6                                  | Human immunodeficiency virus (HIV) disease . . . . .(B20–B24)                           | 741                 | 1.8                           | 1.8                        | 6  | Cerebrovascular diseases . . . . .(I60–I69)                                    | 10,693              | 3.4                           | 29.3                       |
| 7                                  | Diabetes mellitus . . . . .(E10–E14)  | 606                 | 1.4                           | 1.5                        | 7  | Chronic liver disease and cirrhosis . . . . .(K70,K73–K74)                     | 9,764               | 3.1                           | 26.8                       |
| 8                                  | Cerebrovascular diseases . . . . .(I60–I69)   | 517                 | 1.2                           | 1.3                        | 8  | Intentional self-harm (suicide) . . . . .(*U03,X60–X84,Y87.0)                  | 6,384               | 2.1                           | 17.5                       |
| 9                                  | Chronic liver disease and cirrhosis . . . . .(K70,K73–K74)                              | 487                 | 1.2                           | 1.2                        | 9  | Nephritis, nephrotic syndrome and nephrosis . . . . .(N00–N07,N17–N19,N25–N27) | 5,082               | 1.6                           | 13.9                       |
| 10                                 | Congenital malformations, deformations and chromosomal abnormalities . . . . .(Q00–Q99) | 397                 | 0.9                           | 1.0                        | 10                                       | Septicemia . . . . .(A40–A41)  | 4,604               | 1.5                           | 12.6                       |
| ...                                | All other causes . . . . .(residual)  | 8,104               | 19.2                          | 19.7                       | ...                                      | All other causes . . . . .(residual)   | 56,755              | 18.3                          | 155.6                      |
| All races, both sexes, 35–44 years |   |                     |                               |                            | All races, both sexes, 65 years and over |  |                     |                               |                            |
| ...                                | All causes  | 70,033              | 100.0                         | 170.5                      | ...                                      | All causes   | 1,798,276           | 100.0                         | 4,465.8                    |
| 1                                  | Accidents (unintentional injuries) . . . . .(V01–X59,Y85–Y86)                           | 14,792              | 21.1                          | 36.0                       | 1  | Diseases of heart . . . . .(I00–I09,I11,I13,I20–I51)                           | 477,338             | 26.5                          | 1,185.4                    |
| 2                                  | Malignant neoplasms . . . . .(C00–C97)  | 11,809              | 16.9                          | 28.8                       | 2  | Malignant neoplasms . . . . .(C00–C97)   | 396,670             | 22.1                          | 985.1                      |
| 3                                  | Diseases of heart . . . . .(I00–I09,I11,I13,I20–I51)                                    | 10,594              | 15.1                          | 25.8                       | 3  | Chronic lower respiratory diseases . . . . .(J40–J47)                          | 118,031             | 6.6                           | 293.1                      |
| 4                                  | Intentional self-harm (suicide) . . . . .(*U03,X60–X84,Y87.0)                           | 6,571               | 9.4                           | 16.0                       | 4  | Cerebrovascular diseases . . . . .(I60–I69)                                    | 109,990             | 6.1                           | 273.1                      |
| 5                                  | Assault (homicide) . . . . .(*U01–*U02,X85–Y09,Y87.1)                                   | 2,473               | 3.5                           | 6.0                        | 5  | Alzheimer's disease . . . . .(G30)   | 82,616              | 4.6                           | 205.2                      |
| 6                                  | Chronic liver disease and cirrhosis . . . . .(K70,K73–K74)                              | 2,423               | 3.5                           | 5.9                        | 6  | Diabetes mellitus . . . . .(E10–E14)   | 49,191              | 2.7                           | 122.2                      |
| 7                                  | Cerebrovascular diseases . . . . .(I60–I69)   | 1,904               | 2.7                           | 4.6                        | 7  | Influenza and pneumonia . . . . .(J09–J18)                                     | 42,846              | 2.4                           | 106.4                      |
| 8                                  | Human immunodeficiency virus (HIV) disease . . . . .(B20–B24)                           | 1,898               | 2.7                           | 4.6                        | 8  | Nephritis, nephrotic syndrome and nephrosis . . . . .(N00–N07,N17–N19,N25–N27) | 41,994              | 2.3                           | 104.3                      |
| 9                                  | Diabetes mellitus . . . . .(E10–E14)  | 1,789               | 2.6                           | 4.4                        | 9  | Accidents (unintentional injuries) . . . . .(V01–X59,Y85–Y86)                  | 41,300              | 2.3                           | 102.6                      |
| 10                                 | Influenza and pneumonia . . . . .(J09–J18)  | 773                 | 1.1                           | 1.9                        | 10                                       | Septicemia . . . . .(A40–A41)  | 26,310              | 1.5                           | 65.3                       |
| ...                                | All other causes . . . . .(residual)  | 15,007              | 21.4                          | 36.5                       | ...                                      | All other causes . . . . .(residual)   | 411,990             | 22.9                          | 1,023.1                    |
| All races, both sexes, 45–54 years |   |                     |                               |                            | All races, both sexes, 65–74 years       |  |                     |                               |                            |
| ...                                | All causes  | 183,207             | 100.0                         | 407.1                      | ...                                      | All causes   | 407,151             | 100.0                         | 1,875.1                    |
| 1                                  | Malignant neoplasms . . . . .(C00–C97)  | 50,211              | 27.4                          | 111.6                      | 1  | Malignant neoplasms . . . . .(C00–C97)   | 144,635             | 35.5                          | 666.1                      |
| 2                                  | Diseases of heart . . . . .(I00–I09,I11,I13,I20–I51)                                    | 36,729              | 20.0                          | 81.6                       | 2  | Diseases of heart . . . . .(I00–I09,I11,I13,I20–I51)                           | 88,851              | 21.8                          | 409.2                      |
| 3                                  | Accidents (unintentional injuries) . . . . .(V01–X59,Y85–Y86)                           | 19,667              | 10.7                          | 43.7                       | 3  | Chronic lower respiratory diseases . . . . .(J40–J47)                          | 31,777              | 7.8                           | 146.3                      |
| 4                                  | Intentional self-harm (suicide) . . . . .(*U03,X60–X84,Y87.0)                           | 8,799               | 4.8                           | 19.6                       | 4  | Cerebrovascular diseases . . . . .(I60–I69)                                    | 17,736              | 4.4                           | 81.7                       |
| 5                                  | Chronic liver disease and cirrhosis . . . . .(K70,K73–K74)                              | 8,651               | 4.7                           | 19.2                       | 5  | Diabetes mellitus . . . . .(E10–E14)   | 14,687              | 3.6                           | 67.6                       |
| 6                                  | Cerebrovascular diseases . . . . .(I60–I69)   | 5,910               | 3.2                           | 13.1                       | 6  | Accidents (unintentional injuries) . . . . .(V01–X59,Y85–Y86)                  | 9,407               | 2.3                           | 43.3                       |
| 7                                  | Diabetes mellitus . . . . .(E10–E14)  | 5,610               | 3.1                           | 12.5                       | 7  | Nephritis, nephrotic syndrome and nephrosis . . . . .(N00–N07,N17–N19,N25–N27) | 8,541               | 2.1                           | 39.3                       |
| 8                                  | Chronic lower respiratory diseases . . . . .(J40–J47)                                   | 4,452               | 2.4                           | 9.9                        | 8  | Septicemia . . . . .(A40–A41)  | 6,545               | 1.6                           | 30.1                       |
| 9                                  | Human immunodeficiency virus (HIV) disease . . . . .(B20–B24)                           | 3,123               | 1.7                           | 6.9                        | 9  | Influenza and pneumonia . . . . .(J09–J18)                                     | 6,066               | 1.5                           | 27.9                       |
| 10                                 | Viral hepatitis . . . . .(B15–B19)  | 2,376               | 1.3                           | 5.3                        | 10                                       | Chronic liver disease and cirrhosis . . . . .(K70,K73–K74)                     | 5,720               | 1.4                           | 26.3                       |
| ...                                | All other causes . . . . .(residual)  | 37,679              | 20.6                          | 83.7                       | ...                                      | All other causes . . . . .(residual)   | 73,186              | 18.0                          | 337.1                      |

See footnotes at end of table.

**Table 1. Deaths, percentage of total deaths, and death rates for the 10 leading causes of death in selected age groups, by race and sex: United States, 2010—Con.**

[Rates are per 100,000 population in specified group. Data for races other than white and black should be interpreted with caution because of misreporting of race on death certificates; see Technical Notes. An asterisk (\*) preceding a cause-of-death code indicates that the code is not included in the *International Classification of Diseases, Tenth Revision* (ICD-10), Second Edition; see Technical Notes]

| Rank <sup>1</sup>                        | Cause of death<br>(based on ICD-10, 2004),<br>race, sex, and age                   | Number <sup>2</sup> | Percent<br>of total<br>deaths | Death<br>rate <sup>2</sup> | Rank <sup>1</sup>          | Cause of death<br>(based on ICD-10, 2004),<br>race, sex, and age   | Number <sup>2</sup> | Percent<br>of total<br>deaths | Death<br>rate <sup>2</sup> |
|--|--|---------------------|-------------------------------|----------------------------|----------------------------|--|---------------------|-------------------------------|----------------------------|
| All races, both sexes, 75–84 years       |  |                     |                               |                            | All races, male, 1–4 years |  |                     |                               |                            |
| ...                                      | All causes . . . . .   | 625,651             | 100.0                         | 4,790.2                    | ...                        | All causes . . . . .   | 2,460               | 100.0                         | 29.6                       |
| 1  | Malignant neoplasms . . . . . (C00–C97)  | 157,025             | 25.1                          | 1,202.2                    | 1                          | Accidents (unintentional<br>injuries) . . . . . (V01–X59,Y85–Y86)  | 868                 | 35.3                          | 10.5                       |
| 2  | Diseases of heart . . . . . (I00–I09,I11,I13,I20–I51)                              | 153,080             | 24.5                          | 1,172.0                    | 2                          | Congenital malformations, deformations and<br>chromosomal abnormalities . . . . . (Q00–Q99)                  | 231                 | 9.4                           | 2.8                        |
| 3  | Chronic lower respiratory<br>diseases . . . . . (J40–J47)                          | 48,309              | 7.7                           | 369.9                      | 2                          | Assault<br>(homicide) . . . . . (*U01–*U02,X85–Y09,Y87.1)  | 231                 | 9.4                           | 2.8                        |
| 4  | Cerebrovascular diseases . . . . . (I60–I69)                                       | 37,659              | 6.0                           | 288.3                      | 4                          | Malignant neoplasms . . . . . (C00–C97)  | 197                 | 8.0                           | 2.4                        |
| 5  | Alzheimer's disease . . . . . (G30)  | 24,099              | 3.9                           | 184.5                      | 5                          | Diseases of heart . . . . . (I00–I09,I11,I13,I20–I51)  | 90                  | 3.7                           | 1.1                        |
| 6  | Diabetes mellitus . . . . . (E10–E14)  | 18,822              | 3.0                           | 144.1                      | 6                          | Influenza and pneumonia . . . . . (J09–J18)  | 50                  | 2.0                           | 0.6                        |
| 7  | Nephritis, nephrotic syndrome and<br>nephrosis . . . . . (N00–N07,N17–N19,N25–N27) | 15,118              | 2.4                           | 115.7                      | 7                          | In situ neoplasms, benign neoplasms and<br>neoplasms of uncertain or unknown<br>behavior . . . . . (D00–D48) | 32                  | 1.3                           | 0.4                        |
| 8  | Accidents (unintentional<br>injuries) . . . . . (V01–X59,Y85–Y86)                  | 13,853              | 2.2                           | 106.1                      | 8                          | Septicemia . . . . . (A40–A41)   | 30                  | 1.2                           | 0.4                        |
| 9  | Influenza and pneumonia . . . . . (J09–J18)  | 13,369              | 2.1                           | 102.4                      | 8                          | Certain conditions originating in the perinatal<br>period . . . . . (P00–P96)                                | 30                  | 1.2                           | 0.4                        |
| 10                                       | Septicemia . . . . . (A40–A41)   | 9,931               | 1.6                           | 76.0                       | 10                         | Chronic lower respiratory<br>diseases . . . . . (J40–J47)  | 28                  | 1.1                           | 0.3                        |
| ...                                      | All other causes . . . . . (residual)  | 134,386             | 21.5                          | 1,028.9                    | ...                        | All other causes . . . . . (residual)  | 673                 | 27.4                          | 8.1                        |
| All races, both sexes, 85 years and over |  |                     |                               |                            | All races, male, 5–9 years |  |                     |                               |                            |
| ...                                      | All causes . . . . .   | 765,474             | 100.0                         | 13,934.3                   | ...                        | All causes . . . . .   | 1,325               | 100.0                         | 12.8                       |
| 1  | Diseases of heart . . . . . (I00–I09,I11,I13,I20–I51)                              | 235,407             | 30.8                          | 4,285.2                    | 1                          | Accidents (unintentional<br>injuries) . . . . . (V01–X59,Y85–Y86)  | 483                 | 36.5                          | 4.6                        |
| 2  | Malignant neoplasms . . . . . (C00–C97)  | 95,010              | 12.4                          | 1,729.5                    | 2                          | Malignant neoplasms . . . . . (C00–C97)  | 239                 | 18.0                          | 2.3                        |
| 3  | Cerebrovascular diseases . . . . . (I60–I69)                                       | 54,595              | 7.1                           | 993.8                      | 3                          | Congenital malformations, deformations and<br>chromosomal abnormalities . . . . . (Q00–Q99)                  | 81                  | 6.1                           | 0.8                        |
| 4  | Alzheimer's disease . . . . . (G30)  | 54,226              | 7.1                           | 987.1                      | 4                          | Assault<br>(homicide) . . . . . (*U01–*U02,X85–Y09,Y87.1)  | 62                  | 4.7                           | 0.6                        |
| 5  | Chronic lower respiratory<br>diseases . . . . . (J40–J47)                          | 37,945              | 5.0                           | 690.7                      | 5                          | Chronic lower respiratory<br>diseases . . . . . (J40–J47)  | 44                  | 3.3                           | 0.4                        |
| 6  | Influenza and pneumonia . . . . . (J09–J18)  | 23,411              | 3.1                           | 426.2                      | 6                          | Diseases of heart . . . . . (I00–I09,I11,I13,I20–I51)  | 34                  | 2.6                           | 0.3                        |
| 7  | Nephritis, nephrotic syndrome and<br>nephrosis . . . . . (N00–N07,N17–N19,N25–N27) | 18,335              | 2.4                           | 333.8                      | 7                          | Cerebrovascular diseases . . . . . (I60–I69)   | 27                  | 2.0                           | 0.3                        |
| 8  | Accidents (unintentional<br>injuries) . . . . . (V01–X59,Y85–Y86)                  | 18,040              | 2.4                           | 328.4                      | 8                          | In situ neoplasms, benign neoplasms and<br>neoplasms of uncertain or unknown<br>behavior . . . . . (D00–D48) | 17                  | 1.3                           | *                          |
| 9  | Diabetes mellitus . . . . . (E10–E14)  | 15,682              | 2.0                           | 285.5                      | 9                          | Septicemia . . . . . (A40–A41)   | 16                  | 1.2                           | *                          |
| 10                                       | Essential hypertension and hypertensive renal<br>disease . . . . . (I10,I12,I15)   | 11,648              | 1.5                           | 212.0                      | 10                         | Influenza and pneumonia . . . . . (J09–J18)  | 15                  | 1.1                           | *                          |
| ...                                      | All other causes . . . . . (residual)  | 201,175             | 26.3                          | 3,662.1                    | ...                        | All other causes . . . . . (residual)  | 307                 | 23.2                          | 3.0                        |
| All races, male, all ages <sup>3</sup>   |  |                     |                               |                            |                            |  |                     |                               |                            |
| ...                                      | All causes . . . . .   | 1,232,432           | 100.0                         | 812.0                      |                            |  |                     |                               |                            |
| 1  | Diseases of heart . . . . . (I00–I09,I11,I13,I20–I51)                              | 307,384             | 24.9                          | 202.5                      |                            |  |                     |                               |                            |
| 2  | Malignant neoplasms . . . . . (C00–C97)  | 301,037             | 24.4                          | 198.3                      |                            |  |                     |                               |                            |
| 3  | Accidents (unintentional<br>injuries) . . . . . (V01–X59,Y85–Y86)                  | 75,921              | 6.2                           | 50.0                       |                            |  |                     |                               |                            |
| 4  | Chronic lower respiratory<br>diseases . . . . . (J40–J47)                          | 65,423              | 5.3                           | 43.1                       |                            |  |                     |                               |                            |
| 5  | Cerebrovascular diseases . . . . . (I60–I69)                                       | 52,367              | 4.2                           | 34.5                       |                            |  |                     |                               |                            |
| 6  | Diabetes mellitus . . . . . (E10–E14)  | 35,490              | 2.9                           | 23.4                       |                            |  |                     |                               |                            |
| 7  | Intentional self-harm<br>(suicide) . . . . . (*U03,X60–X84,Y87.0)                  | 30,277              | 2.5                           | 19.9                       |                            |  |                     |                               |                            |
| 8  | Alzheimer's disease . . . . . (G30)  | 25,364              | 2.1                           | 16.7                       |                            |  |                     |                               |                            |
| 9  | Nephritis, nephrotic syndrome and<br>nephrosis . . . . . (N00–N07,N17–N19,N25–N27) | 24,865              | 2.0                           | 16.4                       |                            |  |                     |                               |                            |
| 10                                       | Influenza and pneumonia . . . . . (J09–J18)  | 23,615              | 1.9                           | 15.6                       |                            |  |                     |                               |                            |
| ...                                      | All other causes . . . . . (residual)  | 290,689             | 23.6                          | 191.5                      |                            |  |                     |                               |                            |

See footnotes at end of table.

**Table 1. Deaths, percentage of total deaths, and death rates for the 10 leading causes of death in selected age groups, by race and sex: United States, 2010—Con.**

[Rates are per 100,000 population in specified group. Data for races other than white and black should be interpreted with caution because of misreporting of race on death certificates; see Technical Notes. An asterisk (\*) preceding a cause-of-death code indicates that the code is not included in the *International Classification of Diseases, Tenth Revision* (ICD-10), Second Edition; see Technical Notes]

| Rank <sup>1</sup>              | Cause of death<br>(based on ICD-10, 2004),<br>race, sex, and age                                       | Number <sup>2</sup> | Percent<br>of total<br>deaths | Death<br>rate <sup>2</sup> | Rank <sup>1</sup>            | Cause of death<br>(based on ICD-10, 2004),<br>race, sex, and age                         | Number <sup>2</sup> | Percent<br>of total<br>deaths | Death<br>rate <sup>2</sup> |
|--------------------------------|--|---------------------|-------------------------------|----------------------------|------------------------------|--|---------------------|-------------------------------|----------------------------|
| All races, male, 10–14 years   |  |                     |                               |                            | All races, male, 20–24 years |  |                     |                               |                            |
| ...                            | All causes . . . . .   | 1,729               | 100.0                         | 16.3                       | ...                          | All causes . . . . .   | 13,924              | 100.0                         | 126.4                      |
| 1                              | Accidents (unintentional injuries) . . . . . (V01–X59,Y85–Y86)   | 569                 | 32.9                          | 5.4                        | 1                            | Accidents (unintentional injuries) . . . . . (V01–X59,Y85–Y86)                           | 5,884               | 42.3                          | 53.4                       |
| 2                              | Malignant neoplasms . . . . . (C00–C97)  | 243                 | 14.1                          | 2.3                        | 2                            | Assault (homicide) . . . . . (*U01–*U02,X85–Y09,Y87.1)                                   | 2,486               | 17.9                          | 22.6                       |
| 3                              | Intentional self-harm (suicide) . . . . . (*U03,X60–X84,Y87.0)   | 180                 | 10.4                          | 1.7                        | 3                            | Intentional self-harm (suicide) . . . . . (*U03,X60–X84,Y87.0)                           | 2,448               | 17.6                          | 22.2                       |
| 4                              | Assault (homicide) . . . . . (*U01–*U02,X85–Y09,Y87.1)   | 104                 | 6.0                           | 1.0                        | 4                            | Malignant neoplasms . . . . . (C00–C97)  | 637                 | 4.6                           | 5.8                        |
| 5                              | Congenital malformations, deformations and chromosomal abnormalities . . . . . (Q00–Q99)               | 67                  | 3.9                           | 0.6                        | 5                            | Diseases of heart . . . . . (I00–I09,I11,I13,I20–I51)                                    | 478                 | 3.4                           | 4.3                        |
| 6                              | Diseases of heart . . . . . (I00–I09,I11,I13,I20–I51)  | 62                  | 3.6                           | 0.6                        | 6                            | Congenital malformations, deformations and chromosomal abnormalities . . . . . (Q00–Q99) | 124                 | 0.9                           | 1.1                        |
| 7                              | Chronic lower respiratory diseases . . . . . (J40–J47)   | 46                  | 2.7                           | 0.4                        | 7                            | Human immunodeficiency virus (HIV) disease . . . . . (B20–B24)                           | 87                  | 0.6                           | 0.8                        |
| 8                              | Cerebrovascular diseases . . . . . (I60–I69)   | 27                  | 1.6                           | 0.3                        | 8                            | Influenza and pneumonia . . . . . (J09–J18)  | 74                  | 0.5                           | 0.7                        |
| 9                              | Septicemia . . . . . (A40–A41)   | 22                  | 1.3                           | 0.2                        | 9                            | Diabetes mellitus . . . . . (E10–E14)  | 66                  | 0.5                           | 0.6                        |
| 10                             | In situ neoplasms, benign neoplasms and neoplasms of uncertain or unknown behavior . . . . . (D00–D48) | 18                  | 1.0                           | *                          | 10                           | Chronic lower respiratory diseases . . . . . (J40–J47)                                   | 60                  | 0.4                           | 0.5                        |
| 10                             | Influenza and pneumonia . . . . . (J09–J18)  | 18                  | 1.0                           | *                          | ...                          | All other causes . . . . . (residual)  | 1,580               | 11.3                          | 14.3                       |
| ...                            | All other causes . . . . . (residual)  | 373                 | 21.6                          | 3.5                        | All races, male, 25–34 years |  |                     |                               |                            |
| All races, male, 15–19 years   |  |                     |                               |                            | ...                          | All causes . . . . .   | 29,192              | 100.0                         | 141.5                      |
| ...                            | All causes . . . . .   | 7,866               | 100.0                         | 69.6                       | 1                            | Accidents (unintentional injuries) . . . . . (V01–X59,Y85–Y86)                           | 10,803              | 37.0                          | 52.4                       |
| 1                              | Accidents (unintentional injuries) . . . . . (V01–X59,Y85–Y86)   | 3,204               | 40.7                          | 28.3                       | 2                            | Intentional self-harm (suicide) . . . . . (*U03,X60–X84,Y87.0)                           | 4,643               | 15.9                          | 22.5                       |
| 2                              | Assault (homicide) . . . . . (*U01–*U02,X85–Y09,Y87.1)   | 1,581               | 20.1                          | 14.0                       | 3                            | Assault (homicide) . . . . . (*U01–*U02,X85–Y09,Y87.1)                                   | 3,574               | 12.2                          | 17.3                       |
| 3                              | Intentional self-harm (suicide) . . . . . (*U03,X60–X84,Y87.0)   | 1,323               | 16.8                          | 11.7                       | 4                            | Diseases of heart . . . . . (I00–I09,I11,I13,I20–I51)                                    | 2,212               | 7.6                           | 10.7                       |
| 4                              | Malignant neoplasms . . . . . (C00–C97)  | 360                 | 4.6                           | 3.2                        | 5                            | Malignant neoplasms . . . . . (C00–C97)  | 1,784               | 6.1                           | 8.6                        |
| 5                              | Diseases of heart . . . . . (I00–I09,I11,I13,I20–I51)  | 241                 | 3.1                           | 2.1                        | 6                            | Human immunodeficiency virus (HIV) disease . . . . . (B20–B24)                           | 482                 | 1.7                           | 2.3                        |
| 6                              | Congenital malformations, deformations and chromosomal abnormalities . . . . . (Q00–Q99)               | 127                 | 1.6                           | 1.1                        | 7                            | Diabetes mellitus . . . . . (E10–E14)  | 344                 | 1.2                           | 1.7                        |
| 7                              | Cerebrovascular diseases . . . . . (I60–I69)   | 53                  | 0.7                           | 0.5                        | 8                            | Chronic liver disease and cirrhosis . . . . . (K70,K73–K74)                              | 307                 | 1.1                           | 1.5                        |
| 8                              | Chronic lower respiratory diseases . . . . . (J40–J47)   | 36                  | 0.5                           | 0.3                        | 9                            | Cerebrovascular diseases . . . . . (I60–I69)   | 264                 | 0.9                           | 1.3                        |
| 9                              | Influenza and pneumonia . . . . . (J09–J18)  | 31                  | 0.4                           | 0.3                        | 10                           | Congenital malformations, deformations and chromosomal abnormalities . . . . . (Q00–Q99) | 233                 | 0.8                           | 1.1                        |
| 10                             | In situ neoplasms, benign neoplasms and neoplasms of uncertain or unknown behavior . . . . . (D00–D48) | 30                  | 0.4                           | 0.3                        | ...                          | All other causes . . . . . (residual)  | 4,546               | 15.6                          | 22.0                       |
| ...                            | All other causes . . . . . (residual)  | 880                 | 11.2                          | 7.8                        | All races, male, 35–44 years |  |                     |                               |                            |
| See footnotes at end of table. |  |                     |                               |                            | ...                          | All causes . . . . .   | 43,434              | 100.0                         | 212.5                      |
| See footnotes at end of table. |  |                     |                               |                            | 1                            | Accidents (unintentional injuries) . . . . . (V01–X59,Y85–Y86)                           | 10,196              | 23.5                          | 49.9                       |
| See footnotes at end of table. |  |                     |                               |                            | 2                            | Diseases of heart . . . . . (I00–I09,I11,I13,I20–I51)                                    | 7,366               | 17.0                          | 36.0                       |
| See footnotes at end of table. |  |                     |                               |                            | 3                            | Malignant neoplasms . . . . . (C00–C97)  | 5,146               | 11.8                          | 25.2                       |
| See footnotes at end of table. |  |                     |                               |                            | 4                            | Intentional self-harm (suicide) . . . . . (*U03,X60–X84,Y87.0)                           | 5,033               | 11.6                          | 24.6                       |
| See footnotes at end of table. |  |                     |                               |                            | 5                            | Assault (homicide) . . . . . (*U01–*U02,X85–Y09,Y87.1)                                   | 1,878               | 4.3                           | 9.2                        |
| See footnotes at end of table. |  |                     |                               |                            | 6                            | Chronic liver disease and cirrhosis . . . . . (K70,K73–K74)                              | 1,612               | 3.7                           | 7.9                        |
| See footnotes at end of table. |  |                     |                               |                            | 7                            | Human immunodeficiency virus (HIV) disease . . . . . (B20–B24)                           | 1,294               | 3.0                           | 6.3                        |
| See footnotes at end of table. |  |                     |                               |                            | 8                            | Diabetes mellitus . . . . . (E10–E14)  | 1,061               | 2.4                           | 5.2                        |
| See footnotes at end of table. |  |                     |                               |                            | 9                            | Cerebrovascular diseases . . . . . (I60–I69)   | 1,029               | 2.4                           | 5.0                        |
| See footnotes at end of table. |  |                     |                               |                            | 10                           | Influenza and pneumonia . . . . . (J09–J18)  | 439                 | 1.0                           | 2.1                        |
| See footnotes at end of table. |  |                     |                               |                            | ...                          | All other causes . . . . . (residual)  | 8,380               | 19.3                          | 41.0                       |

**Table 1. Deaths, percentage of total deaths, and death rates for the 10 leading causes of death in selected age groups, by race and sex: United States, 2010—Con.**

[Rates are per 100,000 population in specified group. Data for races other than white and black should be interpreted with caution because of misreporting of race on death certificates; see Technical Notes. An asterisk (\*) preceding a cause-of-death code indicates that the code is not included in the *International Classification of Diseases, Tenth Revision* (ICD-10), Second Edition; see Technical Notes]

| Rank <sup>1</sup>                  | Cause of death<br>(based on ICD-10, 2004),<br>race, sex, and age                  | Number <sup>2</sup> | Percent<br>of total<br>deaths | Death<br>rate <sup>2</sup> | Rank <sup>1</sup>                  | Cause of death<br>(based on ICD-10, 2004),<br>race, sex, and age                  | Number <sup>2</sup> | Percent<br>of total<br>deaths | Death<br>rate <sup>2</sup> |
|------------------------------------|---|---------------------|-------------------------------|----------------------------|------------------------------------|---|---------------------|-------------------------------|----------------------------|
| All races, male, 45–54 years       |   |                     |                               |                            | All races, male, 65–74 years       |   |                     |                               |                            |
| ...                                | All causes  | 112,018             | 100.0                         | 505.9                      | ...                                | All causes  | 229,704             | 100.0                         | 2,275.1                    |
| 1                                  | Diseases of heart . . . . .(I00–I09,I11,I13,I20–I51)                              | 26,087              | 23.3                          | 117.8                      | 1                                  | Malignant neoplasms . . . . .(C00–C97)  | 79,685              | 34.7                          | 789.2                      |
| 2                                  | Malignant neoplasms . . . . .(C00–C97)  | 25,188              | 22.5                          | 113.8                      | 2                                  | Diseases of heart . . . . .(I00–I09,I11,I13,I20–I51)                              | 55,836              | 24.3                          | 553.0                      |
| 3                                  | Accidents (unintentional<br>injuries) . . . . .(V01–X59,Y85–Y86)                  | 13,178              | 11.8                          | 59.5                       | 3                                  | Chronic lower respiratory<br>diseases . . . . .(J40–J47)                          | 16,218              | 7.1                           | 160.6                      |
| 4                                  | Intentional self-harm<br>(suicide) . . . . .(*U03,X60–X84,Y87.0)                  | 6,733               | 6.0                           | 30.4                       | 4                                  | Cerebrovascular diseases . . . . .(I60–I69)                                       | 9,284               | 4.0                           | 92.0                       |
| 5                                  | Chronic liver disease and<br>cirrhosis . . . . .(K70,K73–K74)                     | 5,896               | 5.3                           | 26.6                       | 5                                  | Diabetes mellitus . . . . .(E10–E14)  | 8,168               | 3.6                           | 80.9                       |
| 6                                  | Diabetes mellitus . . . . .(E10–E14)  | 3,528               | 3.1                           | 15.9                       | 6                                  | Accidents (unintentional<br>injuries) . . . . .(V01–X59,Y85–Y86)                  | 5,938               | 2.6                           | 58.8                       |
| 7                                  | Cerebrovascular diseases . . . . .(I60–I69)                                       | 3,299               | 2.9                           | 14.9                       | 7                                  | Nephritis, nephrotic syndrome and<br>nephrosis . . . . .(N00–N07,N17–N19,N25–N27) | 4,579               | 2.0                           | 45.4                       |
| 8                                  | Human immunodeficiency virus (HIV)<br>disease . . . . .(B20–B24)                  | 2,342               | 2.1                           | 10.6                       | 8                                  | Chronic liver disease and<br>cirrhosis . . . . .(K70,K73–K74)                     | 3,561               | 1.6                           | 35.3                       |
| 9                                  | Chronic lower respiratory<br>diseases . . . . .(J40–J47)                          | 2,053               | 1.8                           | 9.3                        | 9                                  | Influenza and pneumonia . . . . .(J09–J18)  | 3,425               | 1.5                           | 33.9                       |
| 10                                 | Viral hepatitis . . . . .(B15–B19)  | 1,659               | 1.5                           | 7.5                        | 10                                 | Septicemia . . . . .(A40–A41)   | 3,298               | 1.4                           | 32.7                       |
| ...                                | All other causes . . . . .(residual)  | 22,055              | 19.7                          | 99.6                       | ...                                | All other causes . . . . .(residual)  | 39,712              | 17.3                          | 393.3                      |
| All races, male, 55–64 years       |   |                     |                               |                            | All races, male, 75–84 years       |   |                     |                               |                            |
| ...                                | All causes  | 189,295             | 100.0                         | 1,075.5                    | ...                                | All causes  | 311,830             | 100.0                         | 5,693.7                    |
| 1                                  | Malignant neoplasms . . . . .(C00–C97)  | 60,700              | 32.1                          | 344.9                      | 1                                  | Malignant neoplasms . . . . .(C00–C97)  | 82,929              | 26.6                          | 1,514.2                    |
| 2                                  | Diseases of heart . . . . .(I00–I09,I11,I13,I20–I51)                              | 47,433              | 25.1                          | 269.5                      | 2                                  | Diseases of heart . . . . .(I00–I09,I11,I13,I20–I51)                              | 80,823              | 25.9                          | 1,475.7                    |
| 3                                  | Accidents (unintentional<br>injuries) . . . . .(V01–X59,Y85–Y86)                  | 9,609               | 5.1                           | 54.6                       | 3                                  | Chronic lower respiratory<br>diseases . . . . .(J40–J47)                          | 23,285              | 7.5                           | 425.2                      |
| 4                                  | Chronic lower respiratory<br>diseases . . . . .(J40–J47)                          | 7,419               | 3.9                           | 42.2                       | 4                                  | Cerebrovascular diseases . . . . .(I60–I69)                                       | 16,166              | 5.2                           | 295.2                      |
| 5                                  | Diabetes mellitus . . . . .(E10–E14)  | 7,122               | 3.8                           | 40.5                       | 5                                  | Diabetes mellitus . . . . .(E10–E14)  | 9,267               | 3.0                           | 169.2                      |
| 6                                  | Chronic liver disease and<br>cirrhosis . . . . .(K70,K73–K74)                     | 6,947               | 3.7                           | 39.5                       | 6                                  | Alzheimer's disease . . . . .(G30)  | 9,065               | 2.9                           | 165.5                      |
| 7                                  | Cerebrovascular diseases . . . . .(I60–I69)                                       | 6,109               | 3.2                           | 34.7                       | 7                                  | Nephritis, nephrotic syndrome and<br>nephrosis . . . . .(N00–N07,N17–N19,N25–N27) | 7,758               | 2.5                           | 141.7                      |
| 8                                  | Intentional self-harm<br>(suicide) . . . . .(*U03,X60–X84,Y87.0)                  | 4,869               | 2.6                           | 27.7                       | 8                                  | Accidents (unintentional<br>injuries) . . . . .(V01–X59,Y85–Y86)                  | 7,359               | 2.4                           | 134.4                      |
| 9                                  | Nephritis, nephrotic syndrome and<br>nephrosis . . . . .(N00–N07,N17–N19,N25–N27) | 2,884               | 1.5                           | 16.4                       | 9                                  | Influenza and pneumonia . . . . .(J09–J18)  | 6,820               | 2.2                           | 124.5                      |
| 10                                 | Septicemia . . . . .(A40–A41)   | 2,445               | 1.3                           | 13.9                       | 10                                 | Parkinson's disease . . . . .(G20–G21)  | 6,118               | 2.0                           | 111.7                      |
| ...                                | All other causes . . . . .(residual)  | 33,758              | 17.8                          | 191.8                      | ...                                | All other causes . . . . .(residual)  | 62,240              | 20.0                          | 1,136.4                    |
| All races, male, 65 years and over |   |                     |                               |                            | All races, male, 85 years and over |   |                     |                               |                            |
| ...                                | All causes  | 817,400             | 100.0                         | 4,707.7                    | ...                                | All causes  | 275,866             | 100.0                         | 15,414.3                   |
| 1                                  | Diseases of heart . . . . .(I00–I09,I11,I13,I20–I51)                              | 223,165             | 27.3                          | 1,285.3                    | 1                                  | Diseases of heart . . . . .(I00–I09,I11,I13,I20–I51)                              | 86,506              | 31.4                          | 4,833.6                    |
| 2                                  | Malignant neoplasms . . . . .(C00–C97)  | 206,507             | 25.3                          | 1,189.4                    | 2                                  | Malignant neoplasms . . . . .(C00–C97)  | 43,893              | 15.9                          | 2,452.6                    |
| 3                                  | Chronic lower respiratory<br>diseases . . . . .(J40–J47)                          | 55,205              | 6.8                           | 317.9                      | 3                                  | Cerebrovascular diseases . . . . .(I60–I69)                                       | 15,964              | 5.8                           | 892.0                      |
| 4                                  | Cerebrovascular diseases . . . . .(I60–I69)                                       | 41,414              | 5.1                           | 238.5                      | 4                                  | Chronic lower respiratory<br>diseases . . . . .(J40–J47)                          | 15,702              | 5.7                           | 877.4                      |
| 5                                  | Alzheimer's disease . . . . .(G30)  | 24,995              | 3.1                           | 144.0                      | 5                                  | Alzheimer's disease . . . . .(G30)  | 14,047              | 5.1                           | 784.9                      |
| 6                                  | Diabetes mellitus . . . . .(E10–E14)  | 23,327              | 2.9                           | 134.3                      | 6                                  | Influenza and pneumonia . . . . .(J09–J18)  | 9,205               | 3.3                           | 514.3                      |
| 7                                  | Accidents (unintentional<br>injuries) . . . . .(V01–X59,Y85–Y86)                  | 20,479              | 2.5                           | 117.9                      | 7                                  | Nephritis, nephrotic syndrome and<br>nephrosis . . . . .(N00–N07,N17–N19,N25–N27) | 7,783               | 2.8                           | 434.9                      |
| 8                                  | Nephritis, nephrotic syndrome and<br>nephrosis . . . . .(N00–N07,N17–N19,N25–N27) | 20,120              | 2.5                           | 115.9                      | 8                                  | Accidents (unintentional<br>injuries) . . . . .(V01–X59,Y85–Y86)                  | 7,182               | 2.6                           | 401.3                      |
| 9                                  | Influenza and pneumonia . . . . .(J09–J18)  | 19,450              | 2.4                           | 112.0                      | 9                                  | Diabetes mellitus . . . . .(E10–E14)  | 5,892               | 2.1                           | 329.2                      |
| 10                                 | Parkinson's disease . . . . .(G20–G21)  | 12,480              | 1.5                           | 71.9                       | 10                                 | Parkinson's disease . . . . .(G20–G21)  | 4,666               | 1.7                           | 260.7                      |
| ...                                | All other causes . . . . .(residual)  | 170,258             | 20.8                          | 980.6                      | ...                                | All other causes . . . . .(residual)  | 65,026              | 23.6                          | 3,633.4                    |

See footnotes at end of table.

**Table 1. Deaths, percentage of total deaths, and death rates for the 10 leading causes of death in selected age groups, by race and sex: United States, 2010—Con.**

[Rates are per 100,000 population in specified group. Data for races other than white and black should be interpreted with caution because of misreporting of race on death certificates; see Technical Notes. An asterisk (\*) preceding a cause-of-death code indicates that the code is not included in the *International Classification of Diseases, Tenth Revision* (ICD-10), Second Edition; see Technical Notes]

| Rank <sup>1</sup>                        | Cause of death<br>(based on ICD-10, 2004),<br>race, sex, and age                                      | Number <sup>2</sup> | Percent<br>of total<br>deaths | Death<br>rate <sup>2</sup> | Rank <sup>1</sup>              | Cause of death<br>(based on ICD-10, 2004),<br>race, sex, and age                                      | Number <sup>2</sup> | Percent<br>of total<br>deaths | Death<br>rate <sup>2</sup> |
|--|---|---------------------|-------------------------------|----------------------------|--------------------------------|---|---------------------|-------------------------------|----------------------------|
| All races, female, all ages <sup>3</sup> |   |                     |                               |                            | All races, female, 10–14 years |   |                     |                               |                            |
| ...                                      | All causes  | 1,236,003           | 100.0                         | 787.4                      | ...                            | All causes  | 1,220               | 100.0                         | 12.1                       |
| 1  | Diseases of heart . . . . .(I00–I09,I11,I13,I20–I51)  | 290,305             | 23.5                          | 184.9                      | 1                              | Accidents (unintentional injuries) . . . . .(V01–X59,Y85–Y86)   | 316                 | 25.9                          | 3.1                        |
| 2  | Malignant neoplasms . . . . .(C00–C97)  | 273,706             | 22.1                          | 174.4                      | 2                              | Malignant neoplasms . . . . .(C00–C97)  | 234                 | 19.2                          | 2.3                        |
| 3  | Cerebrovascular diseases . . . . .(I60–I69)   | 77,109              | 6.2                           | 49.1                       | 3                              | Intentional self-harm (suicide) . . . . .(*U03,X60–X84,Y87.0)   | 87                  | 7.1                           | 0.9                        |
| 4  | Chronic lower respiratory diseases . . . . .(J40–J47)   | 72,657              | 5.9                           | 46.3                       | 4                              | Congenital malformations, deformations and chromosomal abnormalities . . . . .(Q00–Q99)               | 68                  | 5.6                           | 0.7                        |
| 5  | Alzheimer's disease . . . . .(G30)  | 58,130              | 4.7                           | 37.0                       | 5                              | Diseases of heart . . . . .(I00–I09,I11,I13,I20–I51)  | 55                  | 4.5                           | 0.5                        |
| 6  | Accidents (unintentional injuries) . . . . .(V01–X59,Y85–Y86)   | 44,938              | 3.6                           | 28.6                       | 6                              | Assault (homicide) . . . . .(*U01–*U02,X85–Y09,Y87.1)   | 46                  | 3.8                           | 0.5                        |
| 7  | Diabetes mellitus . . . . .(E10–E14)  | 33,581              | 2.7                           | 21.4                       | 7                              | In situ neoplasms, benign neoplasms and neoplasms of uncertain or unknown behavior . . . . .(D00–D48) | 27                  | 2.2                           | 0.3                        |
| 8  | Influenza and pneumonia . . . . .(J09–J18)  | 26,482              | 2.1                           | 16.9                       | 7                              | Chronic lower respiratory diseases . . . . .(J40–J47)   | 27                  | 2.2                           | 0.3                        |
| 9  | Nephritis, nephrotic syndrome and nephrosis . . . . .(N00–N07,N17–N19,N25–N27)                        | 25,611              | 2.1                           | 16.3                       | 9                              | Cerebrovascular diseases . . . . .(I60–I69)   | 16                  | 1.3                           | *                          |
| 10                                       | Septicemia . . . . .(A40–A41)   | 18,743              | 1.5                           | 11.9                       | 9                              | Influenza and pneumonia . . . . .(J09–J18)  | 16                  | 1.3                           | *                          |
| ...                                      | All other causes . . . . .(residual)  | 314,741             | 25.5                          | 200.5                      | ...                            | All other causes . . . . .(residual)  | 328                 | 26.9                          | 3.2                        |
| All races, female, 1–4 years             |   |                     |                               |                            | All races, female, 15–19 years |   |                     |                               |                            |
| ...                                      | All causes  | 1,856               | 100.0                         | 23.3                       | ...                            | All causes  | 3,021               | 100.0                         | 28.1                       |
| 1  | Accidents (unintentional injuries) . . . . .(V01–X59,Y85–Y86)   | 526                 | 28.3                          | 6.6                        | 1                              | Accidents (unintentional injuries) . . . . .(V01–X59,Y85–Y86)   | 1,333               | 44.1                          | 12.4                       |
| 2  | Congenital malformations, deformations and chromosomal abnormalities . . . . .(Q00–Q99)               | 276                 | 14.9                          | 3.5                        | 2                              | Intentional self-harm (suicide) . . . . .(*U03,X60–X84,Y87.0)   | 336                 | 11.1                          | 3.1                        |
| 3  | Assault (homicide) . . . . .(*U01–*U02,X85–Y09,Y87.1)   | 154                 | 8.3                           | 1.9                        | 3                              | Assault (homicide) . . . . .(*U01–*U02,X85–Y09,Y87.1)   | 251                 | 8.3                           | 2.3                        |
| 4  | Malignant neoplasms . . . . .(C00–C97)  | 149                 | 8.0                           | 1.9                        | 4                              | Malignant neoplasms . . . . .(C00–C97)  | 241                 | 8.0                           | 2.2                        |
| 5  | Diseases of heart . . . . .(I00–I09,I11,I13,I20–I51)  | 69                  | 3.7                           | 0.9                        | 5                              | Diseases of heart . . . . .(I00–I09,I11,I13,I20–I51)  | 101                 | 3.3                           | 0.9                        |
| 6  | Influenza and pneumonia . . . . .(J09–J18)  | 41                  | 2.2                           | 0.5                        | 6                              | Congenital malformations, deformations and chromosomal abnormalities . . . . .(Q00–Q99)               | 75                  | 2.5                           | 0.7                        |
| 7  | Septicemia . . . . .(A40–A41)   | 32                  | 1.7                           | 0.4                        | 7                              | Pregnancy, childbirth and the puerperium . . . . .(O00–O99)   | 42                  | 1.4                           | 0.4                        |
| 8  | In situ neoplasms, benign neoplasms and neoplasms of uncertain or unknown behavior . . . . .(D00–D48) | 27                  | 1.5                           | 0.3                        | 8                              | Cerebrovascular diseases . . . . .(I60–I69)   | 33                  | 1.1                           | 0.3                        |
| 9  | Cerebrovascular diseases . . . . .(I60–I69)   | 24                  | 1.3                           | 0.3                        | 9                              | Chronic lower respiratory diseases . . . . .(J40–J47)   | 24                  | 0.8                           | 0.2                        |
| 10                                       | Chronic lower respiratory diseases . . . . .(J40–J47)   | 23                  | 1.2                           | 0.3                        | 10                             | Septicemia . . . . .(A40–A41)   | 22                  | 0.7                           | 0.2                        |
| ...                                      | All other causes . . . . .(residual)  | 535                 | 28.8                          | 6.7                        | ...                            | All other causes . . . . .(residual)  | 563                 | 18.6                          | 5.2                        |
| All races, female, 5–9 years             |   |                     |                               |                            | All races, female, 20–24 years |   |                     |                               |                            |
| ...                                      | All causes  | 1,005               | 100.0                         | 10.1                       | ...                            | All causes  | 4,740               | 100.0                         | 44.8                       |
| 1  | Accidents (unintentional injuries) . . . . .(V01–X59,Y85–Y86)   | 275                 | 27.4                          | 2.8                        | 1                              | Accidents (unintentional injuries) . . . . .(V01–X59,Y85–Y86)   | 1,920               | 40.5                          | 18.2                       |
| 2  | Malignant neoplasms . . . . .(C00–C97)  | 200                 | 19.9                          | 2.0                        | 2                              | Intentional self-harm (suicide) . . . . .(*U03,X60–X84,Y87.0)   | 493                 | 10.4                          | 4.7                        |
| 3  | Congenital malformations, deformations and chromosomal abnormalities . . . . .(Q00–Q99)               | 82                  | 8.2                           | 0.8                        | 3                              | Malignant neoplasms . . . . .(C00–C97)  | 366                 | 7.7                           | 3.5                        |
| 4  | Assault (homicide) . . . . .(*U01–*U02,X85–Y09,Y87.1)   | 49                  | 4.9                           | 0.5                        | 4                              | Assault (homicide) . . . . .(*U01–*U02,X85–Y09,Y87.1)   | 360                 | 7.6                           | 3.4                        |
| 5  | Diseases of heart . . . . .(I00–I09,I11,I13,I20–I51)  | 34                  | 3.4                           | 0.3                        | 5                              | Diseases of heart . . . . .(I00–I09,I11,I13,I20–I51)  | 208                 | 4.4                           | 2.0                        |
| 6  | Influenza and pneumonia . . . . .(J09–J18)  | 22                  | 2.2                           | 0.2                        | 6                              | Pregnancy, childbirth and the puerperium . . . . .(O00–O99)   | 121                 | 2.6                           | 1.1                        |
| 7  | In situ neoplasms, benign neoplasms and neoplasms of uncertain or unknown behavior . . . . .(D00–D48) | 20                  | 2.0                           | 0.2                        | 7                              | Congenital malformations, deformations and chromosomal abnormalities . . . . .(Q00–Q99)               | 86                  | 1.8                           | 0.8                        |
| 7  | Cerebrovascular diseases . . . . .(I60–I69)   | 20                  | 2.0                           | 0.2                        | 8                              | Influenza and pneumonia . . . . .(J09–J18)  | 59                  | 1.2                           | 0.6                        |
| 9  | Septicemia . . . . .(A40–A41)   | 16                  | 1.6                           | *                          | 9                              | Diabetes mellitus . . . . .(E10–E14)  | 54                  | 1.1                           | 0.5                        |
| 9  | Chronic lower respiratory diseases . . . . .(J40–J47)   | 16                  | 1.6                           | *                          | 10                             | Cerebrovascular diseases . . . . .(I60–I69)   | 50                  | 1.1                           | 0.5                        |
| ...                                      | All other causes . . . . .(residual)  | 271                 | 27.0                          | 2.7                        | ...                            | All other causes . . . . .(residual)  | 1,023               | 21.6                          | 9.7                        |

See footnotes at end of table.

**Table 1. Deaths, percentage of total deaths, and death rates for the 10 leading causes of death in selected age groups, by race and sex: United States, 2010—Con.**

[Rates are per 100,000 population in specified group. Data for races other than white and black should be interpreted with caution because of misreporting of race on death certificates; see Technical Notes. An asterisk (\*) preceding a cause-of-death code indicates that the code is not included in the *International Classification of Diseases, Tenth Revision* (ICD-10), Second Edition; see Technical Notes]

| Rank <sup>1</sup>              | Cause of death<br>(based on ICD-10, 2004),<br>race, sex, and age                | Number <sup>2</sup> | Percent<br>of total<br>deaths | Death<br>rate <sup>2</sup> | Rank <sup>1</sup>                    | Cause of death<br>(based on ICD-10, 2004),<br>race, sex, and age                | Number <sup>2</sup> | Percent<br>of total<br>deaths | Death<br>rate <sup>2</sup> |
|--------------------------------|---|---------------------|-------------------------------|----------------------------|--------------------------------------|---|---------------------|-------------------------------|----------------------------|
| All races, female, 25–34 years |   |                     |                               |                            | All races, female, 55–64 years       |   |                     |                               |                            |
| ...                            | All causes  | 13,067              | 100.0                         | 64.0                       | ...                                  | All causes  | 121,507             | 100.0                         | 643.5                      |
| 1                              | Accidents (unintentional injuries) . . . . . (V01–X59,Y85–Y86)                  | 3,770               | 28.9                          | 18.5                       | 1                                    | Malignant neoplasms . . . . . (C00–C97)   | 48,801              | 40.2                          | 258.5                      |
| 2                              | Malignant neoplasms . . . . . (C00–C97)   | 1,835               | 14.0                          | 9.0                        | 2                                    | Diseases of heart . . . . . (I00–I09,I11,I13,I20–I51)                           | 20,644              | 17.0                          | 109.3                      |
| 3                              | Intentional self-harm (suicide) . . . . . (*U03,X60–X84,Y87.0)                  | 1,092               | 8.4                           | 5.3                        | 3                                    | Chronic lower respiratory diseases . . . . . (J40–J47)                          | 6,823               | 5.6                           | 36.1                       |
| 4                              | Diseases of heart . . . . . (I00–I09,I11,I13,I20–I51)                           | 1,010               | 7.7                           | 4.9                        | 4                                    | Cerebrovascular diseases . . . . . (I60–I69)                                    | 4,584               | 3.8                           | 24.3                       |
| 5                              | Assault (homicide) . . . . . (*U01–*U02,X85–Y09,Y87.1)                          | 684                 | 5.2                           | 3.3                        | 5                                    | Diabetes mellitus . . . . . (E10–E14)   | 4,555               | 3.7                           | 24.1                       |
| 6                              | Pregnancy, childbirth and the puerperium . . . . . (O00–O99)                    | 367                 | 2.8                           | 1.8                        | 6                                    | Accidents (unintentional injuries) . . . . . (V01–X59,Y85–Y86)                  | 4,414               | 3.6                           | 23.4                       |
| 7                              | Diabetes mellitus . . . . . (E10–E14)   | 262                 | 2.0                           | 1.3                        | 7                                    | Chronic liver disease and cirrhosis . . . . . (K70,K73–K74)                     | 2,817               | 2.3                           | 14.9                       |
| 8                              | Human immunodeficiency virus (HIV) disease . . . . . (B20–B24)                  | 259                 | 2.0                           | 1.3                        | 8                                    | Nephritis, nephrotic syndrome and nephrosis . . . . . (N00–N07,N17–N19,N25–N27) | 2,198               | 1.8                           | 11.6                       |
| 9                              | Cerebrovascular diseases . . . . . (I60–I69)                                    | 253                 | 1.9                           | 1.2                        | 9                                    | Septicemia . . . . . (A40–A41)  | 2,159               | 1.8                           | 11.4                       |
| 10                             | Chronic liver disease and cirrhosis . . . . . (K70,K73–K74)                     | 180                 | 1.4                           | 0.9                        | 10                                   | Intentional self-harm (suicide) . . . . . (*U03,X60–X84,Y87.0)                  | 1,515               | 1.2                           | 8.0                        |
| ...                            | All other causes . . . . . (residual)   | 3,355               | 25.7                          | 16.4                       | ...                                  | All other causes . . . . . (residual)   | 22,997              | 18.9                          | 121.8                      |
| All races, female, 35–44 years |   |                     |                               |                            | All races, female, 65 years and over |   |                     |                               |                            |
| ...                            | All causes  | 26,599              | 100.0                         | 128.9                      | ...                                  | All causes  | 980,876             | 100.0                         | 4,282.4                    |
| 1                              | Malignant neoplasms . . . . . (C00–C97)   | 6,663               | 25.0                          | 32.3                       | 1                                    | Diseases of heart . . . . . (I00–I09,I11,I13,I20–I51)                           | 254,173             | 25.9                          | 1,109.7                    |
| 2                              | Accidents (unintentional injuries) . . . . . (V01–X59,Y85–Y86)                  | 4,596               | 17.3                          | 22.3                       | 2                                    | Malignant neoplasms . . . . . (C00–C97)   | 190,163             | 19.4                          | 830.2                      |
| 3                              | Diseases of heart . . . . . (I00–I09,I11,I13,I20–I51)                           | 3,228               | 12.1                          | 15.6                       | 3                                    | Cerebrovascular diseases . . . . . (I60–I69)                                    | 68,576              | 7.0                           | 299.4                      |
| 4                              | Intentional self-harm (suicide) . . . . . (*U03,X60–X84,Y87.0)                  | 1,538               | 5.8                           | 7.5                        | 4                                    | Chronic lower respiratory diseases . . . . . (J40–J47)                          | 62,826              | 6.4                           | 274.3                      |
| 5                              | Cerebrovascular diseases . . . . . (I60–I69)                                    | 875                 | 3.3                           | 4.2                        | 5                                    | Alzheimer's disease . . . . . (G30)   | 57,621              | 5.9                           | 251.6                      |
| 6                              | Chronic liver disease and cirrhosis . . . . . (K70,K73–K74)                     | 811                 | 3.0                           | 3.9                        | 6                                    | Diabetes mellitus . . . . . (E10–E14)   | 25,864              | 2.6                           | 112.9                      |
| 7                              | Diabetes mellitus . . . . . (E10–E14)   | 728                 | 2.7                           | 3.5                        | 7                                    | Influenza and pneumonia . . . . . (J09–J18)                                     | 23,396              | 2.4                           | 102.1                      |
| 8                              | Human immunodeficiency virus (HIV) disease . . . . . (B20–B24)                  | 604                 | 2.3                           | 2.9                        | 8                                    | Nephritis, nephrotic syndrome and nephrosis . . . . . (N00–N07,N17–N19,N25–N27) | 21,874              | 2.2                           | 95.5                       |
| 9                              | Assault (homicide) . . . . . (*U01–*U02,X85–Y09,Y87.1)                          | 595                 | 2.2                           | 2.9                        | 9                                    | Accidents (unintentional injuries) . . . . . (V01–X59,Y85–Y86)                  | 20,821              | 2.1                           | 90.9                       |
| 10                             | Chronic lower respiratory diseases . . . . . (J40–J47)                          | 375                 | 1.4                           | 1.8                        | 10                                   | Septicemia . . . . . (A40–A41)  | 14,750              | 1.5                           | 64.4                       |
| ...                            | All other causes . . . . . (residual)   | 6,586               | 24.8                          | 31.9                       | ...                                  | All other causes . . . . . (residual)   | 240,812             | 24.6                          | 1,051.4                    |
| All races, female, 45–54 years |   |                     |                               |                            | All races, female, 65–74 years       |   |                     |                               |                            |
| ...                            | All causes  | 71,189              | 100.0                         | 311.4                      | ...                                  | All causes  | 177,447             | 100.0                         | 1,527.5                    |
| 1                              | Malignant neoplasms . . . . . (C00–C97)   | 25,023              | 35.2                          | 109.4                      | 1                                    | Malignant neoplasms . . . . . (C00–C97)   | 64,950              | 36.6                          | 559.1                      |
| 2                              | Diseases of heart . . . . . (I00–I09,I11,I13,I20–I51)                           | 10,642              | 14.9                          | 46.5                       | 2                                    | Diseases of heart . . . . . (I00–I09,I11,I13,I20–I51)                           | 33,015              | 18.6                          | 284.2                      |
| 3                              | Accidents (unintentional injuries) . . . . . (V01–X59,Y85–Y86)                  | 6,489               | 9.1                           | 28.4                       | 3                                    | Chronic lower respiratory diseases . . . . . (J40–J47)                          | 15,559              | 8.8                           | 133.9                      |
| 4                              | Chronic liver disease and cirrhosis . . . . . (K70,K73–K74)                     | 2,755               | 3.9                           | 12.0                       | 4                                    | Cerebrovascular diseases . . . . . (I60–I69)                                    | 8,452               | 4.8                           | 72.8                       |
| 5                              | Cerebrovascular diseases . . . . . (I60–I69)                                    | 2,611               | 3.7                           | 11.4                       | 5                                    | Diabetes mellitus . . . . . (E10–E14)   | 6,519               | 3.7                           | 56.1                       |
| 6                              | Chronic lower respiratory diseases . . . . . (J40–J47)                          | 2,399               | 3.4                           | 10.5                       | 6                                    | Nephritis, nephrotic syndrome and nephrosis . . . . . (N00–N07,N17–N19,N25–N27) | 3,962               | 2.2                           | 34.1                       |
| 7                              | Diabetes mellitus . . . . . (E10–E14)   | 2,082               | 2.9                           | 9.1                        | 7                                    | Accidents (unintentional injuries) . . . . . (V01–X59,Y85–Y86)                  | 3,469               | 2.0                           | 29.9                       |
| 8                              | Intentional self-harm (suicide) . . . . . (*U03,X60–X84,Y87.0)                  | 2,066               | 2.9                           | 9.0                        | 8                                    | Septicemia . . . . . (A40–A41)  | 3,247               | 1.8                           | 28.0                       |
| 9                              | Septicemia . . . . . (A40–A41)  | 1,079               | 1.5                           | 4.7                        | 9                                    | Influenza and pneumonia . . . . . (J09–J18)                                     | 2,641               | 1.5                           | 22.7                       |
| 10                             | Nephritis, nephrotic syndrome and nephrosis . . . . . (N00–N07,N17–N19,N25–N27) | 976                 | 1.4                           | 4.3                        | 10                                   | Alzheimer's disease . . . . . (G30)   | 2,408               | 1.4                           | 20.7                       |
| ...                            | All other causes . . . . . (residual)   | 15,067              | 21.2                          | 65.9                       | ...                                  | All other causes . . . . . (residual)   | 33,225              | 18.7                          | 286.0                      |

See footnotes at end of table.

**Table 1. Deaths, percentage of total deaths, and death rates for the 10 leading causes of death in selected age groups, by race and sex: United States, 2010—Con.**

[Rates are per 100,000 population in specified group. Data for races other than white and black should be interpreted with caution because of misreporting of race on death certificates; see Technical Notes. An asterisk (\*) preceding a cause-of-death code indicates that the code is not included in the *International Classification of Diseases, Tenth Revision* (ICD-10), Second Edition; see Technical Notes]

| Rank <sup>1</sup>                              | Cause of death<br>(based on ICD-10, 2004),<br>race, sex, and age      | Number <sup>2</sup> | Percent<br>of total<br>deaths | Death<br>rate <sup>2</sup> | Rank <sup>1</sup>                     | Cause of death<br>(based on ICD-10, 2004),<br>race, sex, and age                             | Number <sup>2</sup> | Percent<br>of total<br>deaths | Death<br>rate <sup>2</sup> |
|--|---|---------------------|-------------------------------|----------------------------|---------------------------------------|--|---------------------|-------------------------------|----------------------------|
| <b>All races, female, 75–84 years</b>          |   |                     |                               |                            | <b>White, both sexes, 1–4 years</b>   |  |                     |                               |                            |
| ...  | All causes  | 313,821             | 100.0                         | 4,137.7                    | ...                                   | All causes   | 3,015               | 100.0                         | 24.6                       |
| 1  | Malignant neoplasms (C00–C97)   | 74,096              | 23.6                          | 977.0                      | 1                                     | Accidents (unintentional injuries) (V01–X59,Y85–Y86)   | 1,054               | 35.0                          | 8.6                        |
| 2  | Diseases of heart (I00–I09,I11,I13,I20–I51)                           | 72,257              | 23.0                          | 952.7                      | 2                                     | Congenital malformations, deformations and chromosomal abnormalities (Q00–Q99)               | 348                 | 11.5                          | 2.8                        |
| 3  | Chronic lower respiratory diseases (J40–J47)                          | 25,024              | 8.0                           | 329.9                      | 3                                     | Malignant neoplasms (C00–C97)  | 269                 | 8.9                           | 2.2                        |
| 4  | Cerebrovascular diseases (I60–I69)                                    | 21,493              | 6.8                           | 283.4                      | 4                                     | Assault (homicide) (*U01–*U02,X85–Y09,Y87.1)   | 214                 | 7.1                           | 1.7                        |
| 5  | Alzheimer's disease (G30)   | 15,034              | 4.8                           | 198.2                      | 5                                     | Diseases of heart (I00–I09,I11,I13,I20–I51)  | 95                  | 3.2                           | 0.8                        |
| 6  | Diabetes mellitus (E10–E14)   | 9,555               | 3.0                           | 126.0                      | 6                                     | Influenza and pneumonia (J09–J18)  | 61                  | 2.0                           | 0.5                        |
| 7  | Nephritis, nephrotic syndrome and nephrosis (N00–N07,N17–N19,N25–N27) | 7,360               | 2.3                           | 97.0                       | 7                                     | Septicemia (A40–A41)   | 47                  | 1.6                           | 0.4                        |
| 8  | Influenza and pneumonia (J09–J18)                                     | 6,549               | 2.1                           | 86.3                       | 8                                     | In situ neoplasms, benign neoplasms and neoplasms of uncertain or unknown behavior (D00–D48) | 43                  | 1.4                           | 0.4                        |
| 9  | Accidents (unintentional injuries) (V01–X59,Y85–Y86)                  | 6,494               | 2.1                           | 85.6                       | 9                                     | Certain conditions originating in the perinatal period (P00–P96)                             | 34                  | 1.1                           | 0.3                        |
| 10   | Septicemia (A40–A41)  | 5,267               | 1.7                           | 69.4                       | 10                                    | Cerebrovascular diseases (I60–I69)   | 30                  | 1.0                           | 0.2                        |
| ...  | All other causes (residual)   | 70,692              | 22.5                          | 932.1                      | ...                                   | All other causes (residual)  | 820                 | 27.2                          | 6.7                        |
| <b>All races, female, 85 years and over</b>    |   |                     |                               |                            | <b>White, both sexes, 5–9 years</b>   |  |                     |                               |                            |
| ...  | All causes  | 489,608             | 100.0                         | 13,219.2                   | ...                                   | All causes   | 1,691               | 100.0                         | 10.9                       |
| 1  | Diseases of heart (I00–I09,I11,I13,I20–I51)                           | 148,901             | 30.4                          | 4,020.3                    | 1                                     | Accidents (unintentional injuries) (V01–X59,Y85–Y86)   | 568                 | 33.6                          | 3.7                        |
| 2  | Malignant neoplasms (C00–C97)   | 51,117              | 10.4                          | 1,380.1                    | 2                                     | Malignant neoplasms (C00–C97)  | 341                 | 20.2                          | 2.2                        |
| 3  | Alzheimer's disease (G30)   | 40,179              | 8.2                           | 1,084.8                    | 3                                     | Congenital malformations, deformations and chromosomal abnormalities (Q00–Q99)               | 124                 | 7.3                           | 0.8                        |
| 4  | Cerebrovascular diseases (I60–I69)                                    | 38,631              | 7.9                           | 1,043.0                    | 4                                     | Assault (homicide) (*U01–*U02,X85–Y09,Y87.1)   | 70                  | 4.1                           | 0.5                        |
| 5  | Chronic lower respiratory diseases (J40–J47)                          | 22,243              | 4.5                           | 600.6                      | 5                                     | Diseases of heart (I00–I09,I11,I13,I20–I51)  | 42                  | 2.5                           | 0.3                        |
| 6  | Influenza and pneumonia (J09–J18)                                     | 14,206              | 2.9                           | 383.6                      | 6                                     | Influenza and pneumonia (J09–J18)  | 29                  | 1.7                           | 0.2                        |
| 7  | Accidents (unintentional injuries) (V01–X59,Y85–Y86)                  | 10,858              | 2.2                           | 293.2                      | 7                                     | Cerebrovascular diseases (I60–I69)   | 27                  | 1.6                           | 0.2                        |
| 8  | Nephritis, nephrotic syndrome and nephrosis (N00–N07,N17–N19,N25–N27) | 10,552              | 2.2                           | 284.9                      | 8                                     | In situ neoplasms, benign neoplasms and neoplasms of uncertain or unknown behavior (D00–D48) | 26                  | 1.5                           | 0.2                        |
| 9  | Diabetes mellitus (E10–E14)   | 9,790               | 2.0                           | 264.3                      | 8                                     | Chronic lower respiratory diseases (J40–J47)   | 26                  | 1.5                           | 0.2                        |
| 10   | Essential hypertension and hypertensive renal disease (I10,I12,I15)   | 8,343               | 1.7                           | 225.3                      | 10                                    | Septicemia (A40–A41)   | 19                  | 1.1                           | *                          |
| ...  | All other causes (residual)   | 134,788             | 27.5                          | 3,639.2                    | ...                                   | All other causes (residual)  | 419                 | 24.8                          | 2.7                        |
| <b>White, both sexes, all ages<sup>3</sup></b> |   |                     |                               |                            | <b>White, both sexes, 10–14 years</b> |  |                     |                               |                            |
| ...  | All causes  | 2,114,749           | 100.0                         | 861.7                      | ...                                   | All causes   | 2,150               | 100.0                         | 13.6                       |
| 1  | Diseases of heart (I00–I09,I11,I13,I20–I51)                           | 514,323             | 24.3                          | 209.6                      | 1                                     | Accidents (unintentional injuries) (V01–X59,Y85–Y86)   | 680                 | 31.6                          | 4.3                        |
| 2  | Malignant neoplasms (C00–C97)   | 491,686             | 23.3                          | 200.3                      | 2                                     | Malignant neoplasms (C00–C97)  | 366                 | 17.0                          | 2.3                        |
| 3  | Chronic lower respiratory diseases (J40–J47)                          | 127,176             | 6.0                           | 51.8                       | 3                                     | Intentional self-harm (suicide) (*U03,X60–X84,Y87.0)   | 202                 | 9.4                           | 1.3                        |
| 4  | Cerebrovascular diseases (I60–I69)                                    | 109,119             | 5.2                           | 44.5                       | 4                                     | Congenital malformations, deformations and chromosomal abnormalities (Q00–Q99)               | 90                  | 4.2                           | 0.6                        |
| 5  | Accidents (unintentional injuries) (V01–X59,Y85–Y86)                  | 104,945             | 5.0                           | 42.8                       | 5                                     | Assault (homicide) (*U01–*U02,X85–Y09,Y87.1)   | 78                  | 3.6                           | 0.5                        |
| 6  | Alzheimer's disease (G30)   | 76,928              | 3.6                           | 31.3                       | 6                                     | Diseases of heart (I00–I09,I11,I13,I20–I51)  | 74                  | 3.4                           | 0.5                        |
| 7  | Diabetes mellitus (E10–E14)   | 54,250              | 2.6                           | 22.1                       | 7                                     | In situ neoplasms, benign neoplasms and neoplasms of uncertain or unknown behavior (D00–D48) | 34                  | 1.6                           | 0.2                        |
| 8  | Influenza and pneumonia (J09–J18)                                     | 43,296              | 2.0                           | 17.6                       | 7                                     | Cerebrovascular diseases (I60–I69)   | 34                  | 1.6                           | 0.2                        |
| 9  | Nephritis, nephrotic syndrome and nephrosis (N00–N07,N17–N19,N25–N27) | 40,205              | 1.9                           | 16.4                       | 9                                     | Chronic lower respiratory diseases (J40–J47)   | 27                  | 1.3                           | 0.2                        |
| 10   | Intentional self-harm (suicide) (*U03,X60–X84,Y87.0)                  | 34,690              | 1.6                           | 14.1                       | 10                                    | Septicemia (A40–A41)   | 25                  | 1.2                           | 0.2                        |
| ...  | All other causes (residual)   | 518,131             | 24.5                          | 211.1                      | 10                                    | Influenza and pneumonia (J09–J18)  | 25                  | 1.2                           | 0.2                        |

See footnotes at end of table.



**Table 1. Deaths, percentage of total deaths, and death rates for the 10 leading causes of death in selected age groups, by race and sex: United States, 2010—Con.**

[Rates are per 100,000 population in specified group. Data for races other than white and black should be interpreted with caution because of misreporting of race on death certificates; see Technical Notes. An asterisk (\*) preceding a cause-of-death code indicates that the code is not included in the *International Classification of Diseases, Tenth Revision* (ICD-10), Second Edition; see Technical Notes]

| Rank <sup>1</sup>              | Cause of death<br>(based on ICD-10, 2004),<br>race, sex, and age   | Number <sup>2</sup> | Percent<br>of total<br>deaths | Death<br>rate <sup>2</sup> | Rank <sup>1</sup>              | Cause of death<br>(based on ICD-10, 2004),<br>race, sex, and age                   | Number <sup>2</sup> | Percent<br>of total<br>deaths | Death<br>rate <sup>2</sup> |
|--------------------------------|--|---------------------|-------------------------------|----------------------------|--------------------------------|--|---------------------|-------------------------------|----------------------------|
| White, both sexes, 15-19 years |  |                     |                               |                            | White, both sexes, 35-44 years |  |                     |                               |                            |
| ...                            | All causes . . . . .   | 7,847               | 100.0                         | 47.0                       | ...                            | All causes . . . . .   | 53,060              | 100.0                         | 165.0                      |
| 1                              | Accidents (unintentional<br>injuries) . . . . . (V01-X59,Y85-Y86)  | 3,748               | 47.8                          | 22.4                       | 1                              | Accidents (unintentional<br>injuries) . . . . . (V01-X59,Y85-Y86)                  | 12,701              | 23.9                          | 39.5                       |
| 2                              | Intentional self-harm<br>(suicide) . . . . . (*U03,X60-X84,Y87.0)  | 1,382               | 17.6                          | 8.3                        | 2                              | Malignant neoplasms . . . . . (C00-C97)  | 9,068               | 17.1                          | 28.2                       |
| 3                              | Assault<br>(homicide) . . . . . (*U01-U02,X85-Y09,Y87.1)   | 667                 | 8.5                           | 4.0                        | 3                              | Diseases of heart . . . . . (I00-I09,I11,I13,I20-I51)                              | 7,471               | 14.1                          | 23.2                       |
| 4                              | Malignant neoplasms . . . . . (C00-C97)  | 465                 | 5.9                           | 2.8                        | 4                              | Intentional self-harm<br>(suicide) . . . . . (*U03,X60-X84,Y87.0)                  | 5,855               | 11.0                          | 18.2                       |
| 5                              | Diseases of heart . . . . . (I00-I09,I11,I13,I20-I51)  | 222                 | 2.8                           | 1.3                        | 5                              | Chronic liver disease and<br>cirrhosis . . . . . (K70,K73-K74)                     | 2,028               | 3.8                           | 6.3                        |
| 6                              | Congenital malformations, deformations and<br>chromosomal abnormalities . . . . . (Q00-Q99)                  | 142                 | 1.8                           | 0.9                        | 6                              | Assault<br>(homicide) . . . . . (*U01-U02,X85-Y09,Y87.1)                           | 1,276               | 2.4                           | 4.0                        |
| 7                              | Cerebrovascular diseases . . . . . (I60-I69)   | 57                  | 0.7                           | 0.3                        | 7                              | Cerebrovascular diseases . . . . . (I60-I69)                                       | 1,217               | 2.3                           | 3.8                        |
| 8                              | Diabetes mellitus . . . . . (E10-E14)  | 36                  | 0.5                           | 0.2                        | 8                              | Diabetes mellitus . . . . . (E10-E14)  | 1,196               | 2.3                           | 3.7                        |
| 9                              | Influenza and pneumonia . . . . . (J09-J18)  | 33                  | 0.4                           | 0.2                        | 9                              | Human immunodeficiency virus (HIV)<br>disease . . . . . (B20-B24)                  | 795                 | 1.5                           | 2.5                        |
| 10                             | Septicemia . . . . . (A40-A41)   | 32                  | 0.4                           | 0.2                        | 10                             | Influenza and pneumonia . . . . . (J09-J18)  | 589                 | 1.1                           | 1.8                        |
| ...                            | In situ neoplasms, benign neoplasms and<br>neoplasms of uncertain or unknown<br>behavior . . . . . (D00-D48) | 32                  | 0.4                           | 0.2                        | ...                            | All other causes . . . . . (residual)  | 10,864              | 20.5                          | 33.8                       |
| ...                            | All other causes . . . . . (residual)  | 1,031               | 13.1                          | 6.2                        | White, both sexes, 45-54 years |  |                     |                               |                            |
| White, both sexes, 20-24 years |  |                     |                               |                            | ...                            | All causes . . . . .   | 143,049             | 100.0                         | 392.9                      |
| ...                            | All causes . . . . .   | 13,662              | 100.0                         | 82.7                       | 1                              | Malignant neoplasms . . . . . (C00-C97)  | 39,703              | 27.8                          | 109.1                      |
| 1                              | Accidents (unintentional<br>injuries) . . . . . (V01-X59,Y85-Y86)  | 6,610               | 48.4                          | 40.0                       | 2                              | Diseases of heart . . . . . (I00-I09,I11,I13,I20-I51)                              | 27,589              | 19.3                          | 75.8                       |
| 2                              | Intentional self-harm<br>(suicide) . . . . . (*U03,X60-X84,Y87.0)  | 2,410               | 17.6                          | 14.6                       | 3                              | Accidents (unintentional<br>injuries) . . . . . (V01-X59,Y85-Y86)                  | 16,813              | 11.8                          | 46.2                       |
| 3                              | Assault<br>(homicide) . . . . . (*U01-U02,X85-Y09,Y87.1)   | 1,057               | 7.7                           | 6.4                        | 4                              | Intentional self-harm<br>(suicide) . . . . . (*U03,X60-X84,Y87.0)                  | 8,198               | 5.7                           | 22.5                       |
| 4                              | Malignant neoplasms . . . . . (C00-C97)  | 778                 | 5.7                           | 4.7                        | 5                              | Chronic liver disease and<br>cirrhosis . . . . . (K70,K73-K74)                     | 7,473               | 5.2                           | 20.5                       |
| 5                              | Diseases of heart . . . . . (I00-I09,I11,I13,I20-I51)  | 417                 | 3.1                           | 2.5                        | 6                              | Diabetes mellitus . . . . . (E10-E14)  | 3,975               | 2.8                           | 10.9                       |
| 6                              | Congenital malformations, deformations and<br>chromosomal abnormalities . . . . . (Q00-Q99)                  | 162                 | 1.2                           | 1.0                        | 7                              | Cerebrovascular diseases . . . . . (I60-I69)                                       | 3,869               | 2.7                           | 10.6                       |
| 7                              | Influenza and pneumonia . . . . . (J09-J18)  | 101                 | 0.7                           | 0.6                        | 8                              | Chronic lower respiratory<br>diseases . . . . . (J40-J47)                          | 3,731               | 2.6                           | 10.2                       |
| 8                              | Diabetes mellitus . . . . . (E10-E14)  | 77                  | 0.6                           | 0.5                        | 9                              | Viral hepatitis . . . . . (B15-B19)  | 1,977               | 1.4                           | 5.4                        |
| 8                              | Pregnancy, childbirth and the<br>puerperium . . . . . (O00-O99)  | 77                  | 0.6                           | 0.5                        | 10                             | Septicemia . . . . . (A40-A41)   | 1,658               | 1.2                           | 4.6                        |
| 10                             | Cerebrovascular diseases . . . . . (I60-I69)   | 72                  | 0.5                           | 0.4                        | ...                            | All other causes . . . . . (residual)  | 28,063              | 19.6                          | 77.1                       |
| ...                            | All other causes . . . . . (residual)  | 1,901               | 13.9                          | 11.5                       | White, both sexes, 55-64 years |  |                     |                               |                            |
| White, both sexes, 25-34 years |  |                     |                               |                            | ...                            | All causes . . . . .   | 249,583             | 100.0                         | 820.3                      |
| ...                            | All causes . . . . .   | 31,425              | 100.0                         | 99.2                       | 1                              | Malignant neoplasms . . . . . (C00-C97)  | 89,487              | 35.9                          | 294.1                      |
| 1                              | Accidents (unintentional<br>injuries) . . . . . (V01-X59,Y85-Y86)  | 12,382              | 39.4                          | 39.1                       | 2                              | Diseases of heart . . . . . (I00-I09,I11,I13,I20-I51)                              | 53,448              | 21.4                          | 175.7                      |
| 2                              | Intentional self-harm<br>(suicide) . . . . . (*U03,X60-X84,Y87.0)  | 4,917               | 15.6                          | 15.5                       | 3                              | Chronic lower respiratory<br>diseases . . . . . (J40-J47)                          | 12,573              | 5.0                           | 41.3                       |
| 3                              | Malignant neoplasms . . . . . (C00-C97)  | 2,790               | 8.9                           | 8.8                        | 4                              | Accidents (unintentional<br>injuries) . . . . . (V01-X59,Y85-Y86)                  | 11,834              | 4.7                           | 38.9                       |
| 4                              | Diseases of heart . . . . . (I00-I09,I11,I13,I20-I51)  | 2,173               | 6.9                           | 6.9                        | 5                              | Diabetes mellitus . . . . . (E10-E14)  | 8,706               | 3.5                           | 28.6                       |
| 5                              | Assault<br>(homicide) . . . . . (*U01-U02,X85-Y09,Y87.1)   | 1,720               | 5.5                           | 5.4                        | 6                              | Chronic liver disease and<br>cirrhosis . . . . . (K70,K73-K74)                     | 8,440               | 3.4                           | 27.7                       |
| 6                              | Chronic liver disease and<br>cirrhosis . . . . . (K70,K73-K74)   | 391                 | 1.2                           | 1.2                        | 7                              | Cerebrovascular diseases . . . . . (I60-I69)                                       | 7,520               | 3.0                           | 24.7                       |
| 7                              | Diabetes mellitus . . . . . (E10-E14)  | 385                 | 1.2                           | 1.2                        | 8                              | Intentional self-harm<br>(suicide) . . . . . (*U03,X60-X84,Y87.0)                  | 6,001               | 2.4                           | 19.7                       |
| 8                              | Cerebrovascular diseases . . . . . (I60-I69)   | 349                 | 1.1                           | 1.1                        | 9                              | Septicemia . . . . . (A40-A41)   | 3,384               | 1.4                           | 11.1                       |
| 9                              | Congenital malformations, deformations and<br>chromosomal abnormalities . . . . . (Q00-Q99)                  | 300                 | 1.0                           | 0.9                        | 10                             | Nephritis, nephrotic syndrome and<br>nephrosis . . . . . (N00-N07,N17-N19,N25-N27) | 3,375               | 1.4                           | 11.1                       |
| 10                             | Influenza and pneumonia . . . . . (J09-J18)  | 282                 | 0.9                           | 0.9                        | ...                            | All other causes . . . . . (residual)  | 44,815              | 18.0                          | 147.3                      |
| ...                            | All other causes . . . . . (residual)  | 5,736               | 18.3                          | 18.1                       |                                |  |                     |                               |                            |

See footnotes at end of table.

**Table 1. Deaths, percentage of total deaths, and death rates for the 10 leading causes of death in selected age groups, by race and sex: United States, 2010—Con.**

[Rates are per 100,000 population in specified group. Data for races other than white and black should be interpreted with caution because of misreporting of race on death certificates; see Technical Notes. An asterisk (\*) preceding a cause-of-death code indicates that the code is not included in the *International Classification of Diseases, Tenth Revision* (ICD-10), Second Edition; see Technical Notes]

| Rank <sup>1</sup>                    | Cause of death<br>(based on ICD-10, 2004),<br>race, sex, and age                  | Number <sup>2</sup> | Percent<br>of total<br>deaths | Death<br>rate <sup>2</sup> | Rank <sup>1</sup>                    | Cause of death<br>(based on ICD-10, 2004),<br>race, sex, and age  | Number <sup>2</sup> | Percent<br>of total<br>deaths | Death<br>rate <sup>2</sup> |
|--------------------------------------|---|---------------------|-------------------------------|----------------------------|--------------------------------------|---|---------------------|-------------------------------|----------------------------|
| White, both sexes, 65 years and over |   |                     |                               |                            | White, both sexes, 85 years and over |   |                     |                               |                            |
| ...                                  | All causes  | 1,593,218           | 100.0                         | 4,555.8                    | ...                                  | All causes  | 697,733             | 100.0                         | 14,147.6                   |
| 1                                    | Diseases of heart . . . . .(I00–I09,I11,I13,I20–I51)                              | 422,559             | 26.5                          | 1,208.3                    | 1                                    | Diseases of heart . . . . .(I00–I09,I11,I13,I20–I51)  | 215,399             | 30.9                          | 4,367.6                    |
| 2                                    | Malignant neoplasms . . . . .(C00–C97)  | 348,368             | 21.9                          | 996.2                      | 2                                    | Malignant neoplasms . . . . .(C00–C97)  | 85,745              | 12.3                          | 1,738.6                    |
| 3                                    | Chronic lower respiratory<br>diseases . . . . .(J40–J47)                          | 110,020             | 6.9                           | 314.6                      | 3                                    | Alzheimer's disease . . . . .(G30)  | 50,307              | 7.2                           | 1,020.1                    |
| 4                                    | Cerebrovascular diseases . . . . .(I60–I69)                                       | 95,868              | 6.0                           | 274.1                      | 4                                    | Cerebrovascular diseases . . . . .(I60–I69)   | 49,502              | 7.1                           | 1,003.7                    |
| 5                                    | Alzheimer's disease . . . . .(G30)  | 76,124              | 4.8                           | 217.7                      | 5                                    | Chronic lower respiratory<br>diseases . . . . .(J40–J47)  | 35,600              | 5.1                           | 721.8                      |
| 6                                    | Diabetes mellitus . . . . .(E10–E14)  | 39,853              | 2.5                           | 114.0                      | 6                                    | Influenza and pneumonia . . . . .(J09–J18)  | 21,122              | 3.0                           | 428.3                      |
| 7                                    | Accidents (unintentional<br>injuries) . . . . .(V01–X59,Y85–Y86)                  | 37,839              | 2.4                           | 108.2                      | 7                                    | Accidents (unintentional<br>injuries) . . . . .(V01–X59,Y85–Y86)  | 17,046              | 2.4                           | 345.6                      |
| 8                                    | Influenza and pneumonia . . . . .(J09–J18)  | 37,706              | 2.4                           | 107.8                      | 8                                    | Nephritis, nephrotic syndrome and<br>nephrosis . . . . .(N00–N07,N17–N19,N25–N27)                           | 16,049              | 2.3                           | 325.4                      |
| 9                                    | Nephritis, nephrotic syndrome and<br>nephrosis . . . . .(N00–N07,N17–N19,N25–N27) | 34,812              | 2.2                           | 99.5                       | 9                                    | Diabetes mellitus . . . . .(E10–E14)  | 13,269              | 1.9                           | 269.0                      |
| 10                                   | Septicemia . . . . .(A40–A41)   | 21,906              | 1.4                           | 62.6                       | 10                                   | Essential hypertension and hypertensive renal<br>disease . . . . .(I10,I12,I15)                             | 9,885               | 1.4                           | 200.4                      |
| ...                                  | All other causes . . . . .(residual)  | 368,163             | 23.1                          | 1,052.8                    | ...                                  | All other causes . . . . .(residual)  | 183,809             | 26.3                          | 3,727.0                    |
| White, both sexes, 65–74 years       |   |                     |                               |                            | White, male, all ages <sup>3</sup>   |   |                     |                               |                            |
| ...                                  | All causes  | 342,977             | 100.0                         | 1,846.7                    | ...                                  | All causes  | 1,051,514           | 100.0                         | 866.1                      |
| 1                                    | Malignant neoplasms . . . . .(C00–C97)  | 123,807             | 36.1                          | 666.6                      | 1                                    | Diseases of heart . . . . .(I00–I09,I11,I13,I20–I51)  | 264,425             | 25.1                          | 217.8                      |
| 2                                    | Diseases of heart . . . . .(I00–I09,I11,I13,I20–I51)                              | 73,227              | 21.4                          | 394.3                      | 2                                    | Malignant neoplasms . . . . .(C00–C97)  | 258,272             | 24.6                          | 212.7                      |
| 3                                    | Chronic lower respiratory<br>diseases . . . . .(J40–J47)                          | 29,164              | 8.5                           | 157.0                      | 3                                    | Accidents (unintentional<br>injuries) . . . . .(V01–X59,Y85–Y86)  | 65,360              | 6.2                           | 53.8                       |
| 4                                    | Cerebrovascular diseases . . . . .(I60–I69)                                       | 13,842              | 4.0                           | 74.5                       | 4                                    | Chronic lower respiratory<br>diseases . . . . .(J40–J47)  | 59,632              | 5.7                           | 49.1                       |
| 5                                    | Diabetes mellitus . . . . .(E10–E14)  | 11,306              | 3.3                           | 60.9                       | 5                                    | Cerebrovascular diseases . . . . .(I60–I69)   | 43,424              | 4.1                           | 35.8                       |
| 6                                    | Accidents (unintentional<br>injuries) . . . . .(V01–X59,Y85–Y86)                  | 8,143               | 2.4                           | 43.8                       | 6                                    | Diabetes mellitus . . . . .(E10–E14)  | 28,486              | 2.7                           | 23.5                       |
| 7                                    | Nephritis, nephrotic syndrome and<br>nephrosis . . . . .(N00–N07,N17–N19,N25–N27) | 6,298               | 1.8                           | 33.9                       | 7                                    | Intentional self-harm<br>(suicide) . . . . .(*U03,X60–X84,Y87.0)  | 27,422              | 2.6                           | 22.6                       |
| 8                                    | Chronic liver disease and<br>cirrhosis . . . . .(K70,K73–K74)                     | 5,169               | 1.5                           | 27.8                       | 8                                    | Alzheimer's disease . . . . .(G30)  | 23,442              | 2.2                           | 19.3                       |
| 9                                    | Septicemia . . . . .(A40–A41)   | 5,124               | 1.5                           | 27.6                       | 9                                    | Influenza and pneumonia . . . . .(J09–J18)  | 20,238              | 1.9                           | 16.7                       |
| 10                                   | Influenza and pneumonia . . . . .(J09–J18)  | 4,965               | 1.4                           | 26.7                       | 10                                   | Nephritis, nephrotic syndrome and<br>nephrosis . . . . .(N00–N07,N17–N19,N25–N27)                           | 20,172              | 1.9                           | 16.6                       |
| ...                                  | All other causes . . . . .(residual)  | 61,932              | 18.1                          | 333.5                      | ...                                  | All other causes . . . . .(residual)  | 240,641             | 22.9                          | 198.2                      |
| White, both sexes, 75–84 years       |   |                     |                               |                            | White, male, 1–4 years               |   |                     |                               |                            |
| ...                                  | All causes  | 552,508             | 100.0                         | 4,818.2                    | ...                                  | All causes  | 1,718               | 100.0                         | 27.4                       |
| 1                                    | Malignant neoplasms . . . . .(C00–C97)  | 138,816             | 25.1                          | 1,210.5                    | 1                                    | Accidents (unintentional<br>injuries) . . . . .(V01–X59,Y85–Y86)  | 653                 | 38.0                          | 10.4                       |
| 2                                    | Diseases of heart . . . . .(I00–I09,I11,I13,I20–I51)                              | 133,933             | 24.2                          | 1,168.0                    | 2                                    | Congenital malformations, deformations and<br>chromosomal abnormalities . . . . .(Q00–Q99)                  | 160                 | 9.3                           | 2.5                        |
| 3                                    | Chronic lower respiratory<br>diseases . . . . .(J40–J47)                          | 45,256              | 8.2                           | 394.7                      | 3                                    | Malignant neoplasms . . . . .(C00–C97)  | 149                 | 8.7                           | 2.4                        |
| 4                                    | Cerebrovascular diseases . . . . .(I60–I69)                                       | 32,524              | 5.9                           | 283.6                      | 4                                    | Assault<br>(homicide) . . . . .(*U01–*U02,X85–Y09,Y87.1)  | 130                 | 7.6                           | 2.1                        |
| 5                                    | Alzheimer's disease . . . . .(G30)  | 22,018              | 4.0                           | 192.0                      | 5                                    | Diseases of heart . . . . .(I00–I09,I11,I13,I20–I51)  | 53                  | 3.1                           | 0.8                        |
| 6                                    | Diabetes mellitus . . . . .(E10–E14)  | 15,278              | 2.8                           | 133.2                      | 6                                    | Influenza and pneumonia . . . . .(J09–J18)  | 33                  | 1.9                           | 0.5                        |
| 7                                    | Accidents (unintentional<br>injuries) . . . . .(V01–X59,Y85–Y86)                  | 12,650              | 2.3                           | 110.3                      | 7                                    | Septicemia . . . . .(A40–A41)   | 23                  | 1.3                           | 0.4                        |
| 8                                    | Nephritis, nephrotic syndrome and<br>nephrosis . . . . .(N00–N07,N17–N19,N25–N27) | 12,465              | 2.3                           | 108.7                      | 7                                    | In situ neoplasms, benign neoplasms and<br>neoplasms of uncertain or unknown<br>behavior . . . . .(D00–D48) | 23                  | 1.3                           | 0.4                        |
| 9                                    | Influenza and pneumonia . . . . .(J09–J18)  | 11,619              | 2.1                           | 101.3                      | 9                                    | Certain conditions originating in the perinatal<br>period . . . . .(P00–P96)                                | 19                  | 1.1                           | *                          |
| 10                                   | Parkinson's disease . . . . .(G20–G21)  | 9,258               | 1.7                           | 80.7                       | 10                                   | Cerebrovascular diseases . . . . .(I60–I69)   | 18                  | 1.0                           | *                          |
| ...                                  | All other causes . . . . .(residual)  | 118,691             | 21.5                          | 1,035.0                    | ...                                  | All other causes . . . . .(residual)  | 457                 | 26.6                          | 7.3                        |

See footnotes at end of table.

**Table 1. Deaths, percentage of total deaths, and death rates for the 10 leading causes of death in selected age groups, by race and sex: United States, 2010—Con.**

[Rates are per 100,000 population in specified group. Data for races other than white and black should be interpreted with caution because of misreporting of race on death certificates; see Technical Notes. An asterisk (\*) preceding a cause-of-death code indicates that the code is not included in the *International Classification of Diseases, Tenth Revision* (ICD-10), Second Edition; see Technical Notes]

| Rank <sup>1</sup>        | Cause of death<br>(based on ICD-10, 2004),<br>race, sex, and age                                       | Number <sup>2</sup> | Percent<br>of total<br>deaths | Death<br>rate <sup>2</sup> | Rank <sup>1</sup>        | Cause of death<br>(based on ICD-10, 2004),<br>race, sex, and age                         | Number <sup>2</sup> | Percent<br>of total<br>deaths | Death<br>rate <sup>2</sup> |
|--------------------------|--|---------------------|-------------------------------|----------------------------|--------------------------|--|---------------------|-------------------------------|----------------------------|
| White, male, 5–9 years   |  |                     |                               |                            | White, male, 20–24 years |  |                     |                               |                            |
| ...                      | All causes   | 957                 | 100.0                         | 12.1                       | ...                      | All causes   | 10,112              | 100.0                         | 119.2                      |
| 1                        | Accidents (unintentional injuries) . . . . . (V01–X59,Y85–Y86)   | 359                 | 37.5                          | 4.5                        | 1                        | Accidents (unintentional injuries) . . . . . (V01–X59,Y85–Y86)                           | 5,002               | 49.5                          | 58.9                       |
| 2                        | Malignant neoplasms . . . . . (C00–C97)  | 193                 | 20.2                          | 2.4                        | 2                        | Intentional self-harm (suicide) . . . . . (*U03,X60–X84,Y87.0)                           | 2,011               | 19.9                          | 23.7                       |
| 3                        | Congenital malformations, deformations and chromosomal abnormalities . . . . . (Q00–Q99)               | 58                  | 6.1                           | 0.7                        | 3                        | Assault (homicide) . . . . . (*U01–*U02,X85–Y09,Y87.1)                                   | 852                 | 8.4                           | 10.0                       |
| 4                        | Assault (homicide) . . . . . (*U01–*U02,X85–Y09,Y87.1)   | 37                  | 3.9                           | 0.5                        | 4                        | Malignant neoplasms . . . . . (C00–C97)  | 501                 | 5.0                           | 5.9                        |
| 5                        | Diseases of heart . . . . . (I00–I09,I11,I13,I20–I51)  | 17                  | 1.8                           | *                          | 5                        | Diseases of heart . . . . . (I00–I09,I11,I13,I20–I51)                                    | 311                 | 3.1                           | 3.7                        |
| 6                        | Cerebrovascular diseases . . . . . (I60–I69)   | 15                  | 1.6                           | *                          | 6                        | Congenital malformations, deformations and chromosomal abnormalities . . . . . (Q00–Q99) | 100                 | 1.0                           | 1.2                        |
| 6                        | Chronic lower respiratory diseases . . . . . (J40–J47)   | 15                  | 1.6                           | *                          | 7                        | Influenza and pneumonia . . . . . (J09–J18)  | 54                  | 0.5                           | 0.6                        |
| 8                        | Septicemia . . . . . (A40–A41)   | 11                  | 1.1                           | *                          | 8                        | Diabetes mellitus . . . . . (E10–E14)  | 44                  | 0.4                           | 0.5                        |
| 8                        | In situ neoplasms, benign neoplasms and neoplasms of uncertain or unknown behavior . . . . . (D00–D48) | 11                  | 1.1                           | *                          | 9                        | Cerebrovascular diseases . . . . . (I60–I69)   | 43                  | 0.4                           | 0.5                        |
| 8                        | Influenza and pneumonia . . . . . (J09–J18)  | 11                  | 1.1                           | *                          | 10                       | Legal intervention . . . . . (Y35,Y89.0)   | 33                  | 0.3                           | 0.4                        |
| ...                      | All other causes . . . . . (residual)  | 230                 | 24.0                          | 2.9                        | ...                      | All other causes . . . . . (residual)  | 1,161               | 11.5                          | 13.7                       |
| White, male, 10–14 years |  |                     |                               |                            | White, male, 25–34 years |  |                     |                               |                            |
| ...                      | All causes   | 1,265               | 100.0                         | 15.6                       | ...                      | All causes   | 21,883              | 100.0                         | 135.6                      |
| 1                        | Accidents (unintentional injuries) . . . . . (V01–X59,Y85–Y86)   | 426                 | 33.7                          | 5.3                        | 1                        | Accidents (unintentional injuries) . . . . . (V01–X59,Y85–Y86)                           | 9,219               | 42.1                          | 57.1                       |
| 2                        | Malignant neoplasms . . . . . (C00–C97)  | 193                 | 15.3                          | 2.4                        | 2                        | Intentional self-harm (suicide) . . . . . (*U03,X60–X84,Y87.0)                           | 3,976               | 18.2                          | 24.6                       |
| 3                        | Intentional self-harm (suicide) . . . . . (*U03,X60–X84,Y87.0)   | 144                 | 11.4                          | 1.8                        | 3                        | Diseases of heart . . . . . (I00–I09,I11,I13,I20–I51)                                    | 1,540               | 7.0                           | 9.5                        |
| 4                        | Assault (homicide) . . . . . (*U01–*U02,X85–Y09,Y87.1)   | 53                  | 4.2                           | 0.7                        | 4                        | Malignant neoplasms . . . . . (C00–C97)  | 1,414               | 6.5                           | 8.8                        |
| 5                        | Congenital malformations, deformations and chromosomal abnormalities . . . . . (Q00–Q99)               | 46                  | 3.6                           | 0.6                        | 5                        | Assault (homicide) . . . . . (*U01–*U02,X85–Y09,Y87.1)                                   | 1,335               | 6.1                           | 8.3                        |
| 6                        | Diseases of heart . . . . . (I00–I09,I11,I13,I20–I51)  | 37                  | 2.9                           | 0.5                        | 6                        | Chronic liver disease and cirrhosis . . . . . (K70,K73–K74)                              | 264                 | 1.2                           | 1.6                        |
| 7                        | Cerebrovascular diseases . . . . . (I60–I69)   | 21                  | 1.7                           | 0.3                        | 7                        | Diabetes mellitus . . . . . (E10–E14)  | 225                 | 1.0                           | 1.4                        |
| 8                        | Chronic lower respiratory diseases . . . . . (J40–J47)   | 16                  | 1.3                           | *                          | 8                        | Human immunodeficiency virus (HIV) disease . . . . . (B20–B24)                           | 194                 | 0.9                           | 1.2                        |
| 9                        | Septicemia . . . . . (A40–A41)   | 15                  | 1.2                           | *                          | 9                        | Cerebrovascular diseases . . . . . (I60–I69)   | 173                 | 0.8                           | 1.1                        |
| 10                       | In situ neoplasms, benign neoplasms and neoplasms of uncertain or unknown behavior . . . . . (D00–D48) | 14                  | 1.1                           | *                          | 9                        | Congenital malformations, deformations and chromosomal abnormalities . . . . . (Q00–Q99) | 173                 | 0.8                           | 1.1                        |
| ...                      | All other causes . . . . . (residual)  | 300                 | 23.7                          | 3.7                        | ...                      | All other causes . . . . . (residual)  | 3,370               | 15.4                          | 20.9                       |
| White, male, 15–19 years |  |                     |                               |                            | White, male, 35–44 years |  |                     |                               |                            |
| ...                      | All causes   | 5,549               | 100.0                         | 64.7                       | ...                      | All causes   | 33,486              | 100.0                         | 206.6                      |
| 1                        | Accidents (unintentional injuries) . . . . . (V01–X59,Y85–Y86)   | 2,618               | 47.2                          | 30.5                       | 1                        | Accidents (unintentional injuries) . . . . . (V01–X59,Y85–Y86)                           | 8,741               | 26.1                          | 53.9                       |
| 2                        | Intentional self-harm (suicide) . . . . . (*U03,X60–X84,Y87.0)   | 1,105               | 19.9                          | 12.9                       | 2                        | Diseases of heart . . . . . (I00–I09,I11,I13,I20–I51)                                    | 5,375               | 16.1                          | 33.2                       |
| 3                        | Assault (homicide) . . . . . (*U01–*U02,X85–Y09,Y87.1)   | 547                 | 9.9                           | 6.4                        | 3                        | Intentional self-harm (suicide) . . . . . (*U03,X60–X84,Y87.0)                           | 4,500               | 13.4                          | 27.8                       |
| 4                        | Malignant neoplasms . . . . . (C00–C97)  | 287                 | 5.2                           | 3.3                        | 4                        | Malignant neoplasms . . . . . (C00–C97)  | 4,077               | 12.2                          | 25.2                       |
| 5                        | Diseases of heart . . . . . (I00–I09,I11,I13,I20–I51)  | 160                 | 2.9                           | 1.9                        | 5                        | Chronic liver disease and cirrhosis . . . . . (K70,K73–K74)                              | 1,374               | 4.1                           | 8.5                        |
| 6                        | Congenital malformations, deformations and chromosomal abnormalities . . . . . (Q00–Q99)               | 84                  | 1.5                           | 1.0                        | 6                        | Assault (homicide) . . . . . (*U01–*U02,X85–Y09,Y87.1)                                   | 893                 | 2.7                           | 5.5                        |
| 7                        | Cerebrovascular diseases . . . . . (I60–I69)   | 37                  | 0.7                           | 0.4                        | 7                        | Diabetes mellitus . . . . . (E10–E14)  | 714                 | 2.1                           | 4.4                        |
| 8                        | Influenza and pneumonia . . . . . (J09–J18)  | 22                  | 0.4                           | 0.3                        | 8                        | Cerebrovascular diseases . . . . . (I60–I69)   | 665                 | 2.0                           | 4.1                        |
| 9                        | In situ neoplasms, benign neoplasms and neoplasms of uncertain or unknown behavior . . . . . (D00–D48) | 19                  | 0.3                           | *                          | 9                        | Human immunodeficiency virus (HIV) disease . . . . . (B20–B24)                           | 621                 | 1.9                           | 3.8                        |
| 9                        | Diabetes mellitus . . . . . (E10–E14)  | 19                  | 0.3                           | *                          | 10                       | Influenza and pneumonia . . . . . (J09–J18)  | 326                 | 1.0                           | 2.0                        |
| ...                      | All other causes . . . . . (residual)  | 651                 | 11.7                          | 7.6                        | ...                      | All other causes . . . . . (residual)  | 6,200               | 18.5                          | 38.3                       |

See footnotes at end of table.

**Table 1. Deaths, percentage of total deaths, and death rates for the 10 leading causes of death in selected age groups, by race and sex: United States, 2010—Con.**

[Rates are per 100,000 population in specified group. Data for races other than white and black should be interpreted with caution because of misreporting of race on death certificates; see Technical Notes. An asterisk (\*) preceding a cause-of-death code indicates that the code is not included in the *International Classification of Diseases, Tenth Revision* (ICD-10), Second Edition; see Technical Notes]

| Rank <sup>1</sup>              | Cause of death<br>(based on ICD-10, 2004),<br>race, sex, and age      | Number <sup>2</sup> | Percent<br>of total<br>deaths | Death<br>rate <sup>2</sup> | Rank <sup>1</sup>              | Cause of death<br>(based on ICD-10, 2004),<br>race, sex, and age      | Number <sup>2</sup> | Percent<br>of total<br>deaths | Death<br>rate <sup>2</sup> |
|--------------------------------|---|---------------------|-------------------------------|----------------------------|--------------------------------|---|---------------------|-------------------------------|----------------------------|
| White, male, 45–54 years       |   |                     |                               |                            | White, male, 65–74 years       |   |                     |                               |                            |
| ...                            | All causes  | 89,017              | 100.0                         | 491.9                      | ...                            | All causes  | 194,793             | 100.0                         | 2,232.4                    |
| 1                              | Malignant neoplasms (C00–C97)   | 20,194              | 22.7                          | 111.6                      | 1                              | Malignant neoplasms (C00–C97)   | 68,301              | 35.1                          | 782.8                      |
| 2                              | Diseases of heart (I00–I09,I11,I13,I20–I51)                           | 20,131              | 22.6                          | 111.2                      | 2                              | Diseases of heart (I00–I09,I11,I13,I20–I51)                           | 46,798              | 24.0                          | 536.3                      |
| 3                              | Accidents (unintentional injuries) (V01–X59,Y85–Y86)                  | 11,246              | 12.6                          | 62.1                       | 3                              | Chronic lower respiratory diseases (J40–J47)                          | 14,741              | 7.6                           | 168.9                      |
| 4                              | Intentional self-harm (suicide) (*U03,X60–X84,Y87.0)                  | 6,286               | 7.1                           | 34.7                       | 4                              | Cerebrovascular diseases (I60–I69)                                    | 7,268               | 3.7                           | 83.3                       |
| 5                              | Chronic liver disease and cirrhosis (K70,K73–K74)                     | 5,165               | 5.8                           | 28.5                       | 5                              | Diabetes mellitus (E10–E14)   | 6,509               | 3.3                           | 74.6                       |
| 6                              | Diabetes mellitus (E10–E14)   | 2,579               | 2.9                           | 14.3                       | 6                              | Accidents (unintentional injuries) (V01–X59,Y85–Y86)                  | 5,136               | 2.6                           | 58.9                       |
| 7                              | Cerebrovascular diseases (I60–I69)                                    | 2,199               | 2.5                           | 12.2                       | 7                              | Nephritis, nephrotic syndrome and nephrosis (N00–N07,N17–N19,N25–N27) | 3,462               | 1.8                           | 39.7                       |
| 8                              | Chronic lower respiratory diseases (J40–J47)                          | 1,731               | 1.9                           | 9.6                        | 8                              | Chronic liver disease and cirrhosis (K70,K73–K74)                     | 3,213               | 1.6                           | 36.8                       |
| 9                              | Viral hepatitis (B15–B19)   | 1,386               | 1.6                           | 7.7                        | 9                              | Influenza and pneumonia (J09–J18)                                     | 2,792               | 1.4                           | 32.0                       |
| 10                             | Human immunodeficiency virus (HIV) disease (B20–B24)                  | 1,207               | 1.4                           | 6.7                        | 10                             | Septicemia (A40–A41)  | 2,630               | 1.4                           | 30.1                       |
| ...                            | All other causes (residual)   | 16,893              | 19.0                          | 93.4                       | ...                            | All other causes (residual)   | 33,943              | 17.4                          | 389.0                      |
| White, male, 55–64 years       |   |                     |                               |                            | White, male, 75–84 years       |   |                     |                               |                            |
| ...                            | All causes  | 153,296             | 100.0                         | 1,033.0                    | ...                            | All causes  | 277,543             | 100.0                         | 5,703.6                    |
| 1                              | Malignant neoplasms (C00–C97)   | 49,696              | 32.4                          | 334.9                      | 1                              | Malignant neoplasms (C00–C97)   | 73,556              | 26.5                          | 1,511.6                    |
| 2                              | Diseases of heart (I00–I09,I11,I13,I20–I51)                           | 38,139              | 24.9                          | 257.0                      | 2                              | Diseases of heart (I00–I09,I11,I13,I20–I51)                           | 71,778              | 25.9                          | 1,475.1                    |
| 3                              | Accidents (unintentional injuries) (V01–X59,Y85–Y86)                  | 8,073               | 5.3                           | 54.4                       | 3                              | Chronic lower respiratory diseases (J40–J47)                          | 21,631              | 7.8                           | 444.5                      |
| 4                              | Chronic lower respiratory diseases (J40–J47)                          | 6,501               | 4.2                           | 43.8                       | 4                              | Cerebrovascular diseases (I60–I69)                                    | 14,030              | 5.1                           | 288.3                      |
| 5                              | Chronic liver disease and cirrhosis (K70,K73–K74)                     | 6,023               | 3.9                           | 40.6                       | 5                              | Alzheimer's disease (G30)   | 8,317               | 3.0                           | 170.9                      |
| 6                              | Diabetes mellitus (E10–E14)   | 5,461               | 3.6                           | 36.8                       | 6                              | Diabetes mellitus (E10–E14)   | 7,777               | 2.8                           | 159.8                      |
| 7                              | Intentional self-harm (suicide) (*U03,X60–X84,Y87.0)                  | 4,572               | 3.0                           | 30.8                       | 7                              | Accidents (unintentional injuries) (V01–X59,Y85–Y86)                  | 6,713               | 2.4                           | 138.0                      |
| 8                              | Cerebrovascular diseases (I60–I69)                                    | 4,307               | 2.8                           | 29.0                       | 8                              | Nephritis, nephrotic syndrome and nephrosis (N00–N07,N17–N19,N25–N27) | 6,603               | 2.4                           | 135.7                      |
| 9                              | Nephritis, nephrotic syndrome and nephrosis (N00–N07,N17–N19,N25–N27) | 1,945               | 1.3                           | 13.1                       | 9                              | Influenza and pneumonia (J09–J18)                                     | 5,963               | 2.1                           | 122.5                      |
| 10                             | Viral hepatitis (B15–B19)   | 1,864               | 1.2                           | 12.6                       | 10                             | Parkinson's disease (G20–G21)   | 5,813               | 2.1                           | 119.5                      |
| ...                            | All other causes (residual)   | 26,715              | 17.4                          | 180.0                      | ...                            | All other causes (residual)   | 55,362              | 19.9                          | 1,137.7                    |
| White, male, 65 years and over |   |                     |                               |                            | White, male, 85 years and over |   |                     |                               |                            |
| ...                            | All causes  | 725,294             | 100.0                         | 4,768.8                    | ...                            | All causes  | 252,958             | 100.0                         | 15,640.3                   |
| 1                              | Diseases of heart (I00–I09,I11,I13,I20–I51)                           | 198,524             | 27.4                          | 1,305.3                    | 1                              | Diseases of heart (I00–I09,I11,I13,I20–I51)                           | 79,948              | 31.6                          | 4,943.1                    |
| 2                              | Malignant neoplasms (C00–C97)   | 181,539             | 25.0                          | 1,193.6                    | 2                              | Malignant neoplasms (C00–C97)   | 39,682              | 15.7                          | 2,453.5                    |
| 3                              | Chronic lower respiratory diseases (J40–J47)                          | 50,967              | 7.0                           | 335.1                      | 3                              | Cerebrovascular diseases (I60–I69)                                    | 14,608              | 5.8                           | 903.2                      |
| 4                              | Cerebrovascular diseases (I60–I69)                                    | 35,906              | 5.0                           | 236.1                      | 4                              | Chronic lower respiratory diseases (J40–J47)                          | 14,595              | 5.8                           | 902.4                      |
| 5                              | Alzheimer's disease (G30)   | 23,105              | 3.2                           | 151.9                      | 5                              | Alzheimer's disease (G30)   | 13,116              | 5.2                           | 811.0                      |
| 6                              | Diabetes mellitus (E10–E14)   | 19,432              | 2.7                           | 127.8                      | 6                              | Influenza and pneumonia (J09–J18)                                     | 8,306               | 3.3                           | 513.6                      |
| 7                              | Accidents (unintentional injuries) (V01–X59,Y85–Y86)                  | 18,612              | 2.6                           | 122.4                      | 7                              | Nephritis, nephrotic syndrome and nephrosis (N00–N07,N17–N19,N25–N27) | 7,004               | 2.8                           | 433.1                      |
| 8                              | Nephritis, nephrotic syndrome and nephrosis (N00–N07,N17–N19,N25–N27) | 17,069              | 2.4                           | 112.2                      | 8                              | Accidents (unintentional injuries) (V01–X59,Y85–Y86)                  | 6,763               | 2.7                           | 418.2                      |
| 9                              | Influenza and pneumonia (J09–J18)                                     | 17,061              | 2.4                           | 112.2                      | 9                              | Diabetes mellitus (E10–E14)   | 5,146               | 2.0                           | 318.2                      |
| 10                             | Parkinson's disease (G20–G21)   | 11,829              | 1.6                           | 77.8                       | 10                             | Parkinson's disease (G20–G21)   | 4,451               | 1.8                           | 275.2                      |
| ...                            | All other causes (residual)   | 151,250             | 20.9                          | 994.5                      | ...                            | All other causes (residual)   | 59,339              | 23.5                          | 3,668.9                    |

See footnotes at end of table.

**Table 1. Deaths, percentage of total deaths, and death rates for the 10 leading causes of death in selected age groups, by race and sex: United States, 2010—Con.**

[Rates are per 100,000 population in specified group. Data for races other than white and black should be interpreted with caution because of misreporting of race on death certificates; see Technical Notes. An asterisk (\*) preceding a cause-of-death code indicates that the code is not included in the *International Classification of Diseases, Tenth Revision* (ICD-10), Second Edition; see Technical Notes]

| Rank <sup>1</sup>                    | Cause of death<br>(based on ICD-10, 2004),<br>race, sex, and age  | Number <sup>2</sup> | Percent<br>of total<br>deaths | Death<br>rate <sup>2</sup> | Rank <sup>1</sup>          | Cause of death<br>(based on ICD-10, 2004),<br>race, sex, and age  | Number <sup>2</sup> | Percent<br>of total<br>deaths | Death<br>rate <sup>2</sup> |
|--------------------------------------|---|---------------------|-------------------------------|----------------------------|----------------------------|---|---------------------|-------------------------------|----------------------------|
| White, female, all ages <sup>3</sup> |   |                     |                               |                            | White, female, 10–14 years |   |                     |                               |                            |
| ...                                  | All causes  | 1,063,235           | 100.0                         | 857.3                      | ...                        | All causes  | 885                 | 100.0                         | 11.5                       |
| 1                                    | Diseases of heart . . . . .(I00–I09,I11,I13,I20–I51)  | 249,898             | 23.5                          | 201.5                      | 1                          | Accidents (unintentional<br>injuries) . . . . .(V01–X59,Y85–Y86)  | 254                 | 28.7                          | 3.3                        |
| 2                                    | Malignant neoplasms . . . . .(C00–C97)  | 233,414             | 22.0                          | 188.2                      | 2                          | Malignant neoplasms . . . . .(C00–C97)  | 173                 | 19.5                          | 2.2                        |
| 3                                    | Chronic lower respiratory<br>diseases . . . . .(J40–J47)  | 67,544              | 6.4                           | 54.5                       | 3                          | Intentional self-harm<br>(suicide) . . . . .(*U03,X60–X84,Y87.0)  | 58                  | 6.6                           | 0.8                        |
| 4                                    | Cerebrovascular diseases . . . . .(I60–I69)   | 65,695              | 6.2                           | 53.0                       | 4                          | Congenital malformations, deformations and<br>chromosomal abnormalities . . . . .(Q00–Q99)                  | 44                  | 5.0                           | 0.6                        |
| 5                                    | Alzheimer's disease . . . . .(G30)  | 53,486              | 5.0                           | 43.1                       | 5                          | Diseases of heart . . . . .(I00–I09,I11,I13,I20–I51)  | 37                  | 4.2                           | 0.5                        |
| 6                                    | Accidents (unintentional<br>injuries) . . . . .(V01–X59,Y85–Y86)  | 39,585              | 3.7                           | 31.9                       | 6                          | Assault<br>(homicide) . . . . .(*U01–*U02,X85–Y09,Y87.1)  | 25                  | 2.8                           | 0.3                        |
| 7                                    | Diabetes mellitus . . . . .(E10–E14)  | 25,764              | 2.4                           | 20.8                       | 7                          | In situ neoplasms, benign neoplasms and<br>neoplasms of uncertain or unknown<br>behavior . . . . .(D00–D48) | 20                  | 2.3                           | 0.3                        |
| 8                                    | Influenza and pneumonia . . . . .(J09–J18)  | 23,058              | 2.2                           | 18.6                       | 8                          | Cerebrovascular diseases . . . . .(I60–I69)   | 13                  | 1.5                           | *                          |
| 9                                    | Nephritis, nephrotic syndrome and<br>nephrosis . . . . .(N00–N07,N17–N19,N25–N27)                           | 20,033              | 1.9                           | 16.2                       | 8                          | Influenza and pneumonia . . . . .(J09–J18)  | 13                  | 1.5                           | *                          |
| 10                                   | Septicemia . . . . .(A40–A41)   | 15,009              | 1.4                           | 12.1                       | 10                         | Chronic lower respiratory<br>diseases . . . . .(J40–J47)  | 11                  | 1.2                           | *                          |
| ...                                  | All other causes . . . . .(residual)  | 269,749             | 25.4                          | 217.5                      | ...                        | All other causes . . . . .(residual)  | 237                 | 26.8                          | 3.1                        |
| White, female, 1–4 years             |   |                     |                               |                            | White, female, 15–19 years |   |                     |                               |                            |
| ...                                  | All causes  | 1,297               | 100.0                         | 21.6                       | ...                        | All causes  | 2,298               | 100.0                         | 28.3                       |
| 1                                    | Accidents (unintentional<br>injuries) . . . . .(V01–X59,Y85–Y86)  | 401                 | 30.9                          | 6.7                        | 1                          | Accidents (unintentional<br>injuries) . . . . .(V01–X59,Y85–Y86)  | 1,130               | 49.2                          | 13.9                       |
| 2                                    | Congenital malformations, deformations and<br>chromosomal abnormalities . . . . .(Q00–Q99)                  | 188                 | 14.5                          | 3.1                        | 2                          | Intentional self-harm<br>(suicide) . . . . .(*U03,X60–X84,Y87.0)  | 277                 | 12.1                          | 3.4                        |
| 3                                    | Malignant neoplasms . . . . .(C00–C97)  | 120                 | 9.3                           | 2.0                        | 3                          | Malignant neoplasms . . . . .(C00–C97)  | 178                 | 7.7                           | 2.2                        |
| 4                                    | Assault<br>(homicide) . . . . .(*U01–*U02,X85–Y09,Y87.1)  | 84                  | 6.5                           | 1.4                        | 4                          | Assault<br>(homicide) . . . . .(*U01–*U02,X85–Y09,Y87.1)  | 120                 | 5.2                           | 1.5                        |
| 5                                    | Diseases of heart . . . . .(I00–I09,I11,I13,I20–I51)  | 42                  | 3.2                           | 0.7                        | 5                          | Diseases of heart . . . . .(I00–I09,I11,I13,I20–I51)  | 62                  | 2.7                           | 0.8                        |
| 6                                    | Influenza and pneumonia . . . . .(J09–J18)  | 28                  | 2.2                           | 0.5                        | 6                          | Congenital malformations, deformations and<br>chromosomal abnormalities . . . . .(Q00–Q99)                  | 58                  | 2.5                           | 0.7                        |
| 7                                    | Septicemia . . . . .(A40–A41)   | 24                  | 1.9                           | 0.4                        | 7                          | Pregnancy, childbirth and the<br>puerperium . . . . .(O00–O99)  | 29                  | 1.3                           | 0.4                        |
| 8                                    | In situ neoplasms, benign neoplasms and<br>neoplasms of uncertain or unknown<br>behavior . . . . .(D00–D48) | 20                  | 1.5                           | 0.3                        | 8                          | Cerebrovascular diseases . . . . .(I60–I69)   | 20                  | 0.9                           | 0.2                        |
| 9                                    | Certain conditions originating in the perinatal<br>period . . . . .(P00–P96)                                | 15                  | 1.2                           | *                          | 9                          | Septicemia . . . . .(A40–A41)   | 17                  | 0.7                           | *                          |
| 10                                   | Cerebrovascular diseases . . . . .(I60–I69)   | 12                  | 0.9                           | *                          | 9                          | Diabetes mellitus . . . . .(E10–E14)  | 17                  | 0.7                           | *                          |
| ...                                  | All other causes . . . . .(residual)  | 363                 | 28.0                          | 6.1                        | ...                        | All other causes . . . . .(residual)  | 390                 | 17.0                          | 4.8                        |
| White, female, 5–9 years             |   |                     |                               |                            | White, female, 20–24 years |   |                     |                               |                            |
| ...                                  | All causes  | 734                 | 100.0                         | 9.7                        | ...                        | All causes  | 3,550               | 100.0                         | 44.2                       |
| 1                                    | Accidents (unintentional<br>injuries) . . . . .(V01–X59,Y85–Y86)  | 209                 | 28.5                          | 2.8                        | 1                          | Accidents (unintentional<br>injuries) . . . . .(V01–X59,Y85–Y86)  | 1,608               | 45.3                          | 20.0                       |
| 2                                    | Malignant neoplasms . . . . .(C00–C97)  | 148                 | 20.2                          | 2.0                        | 2                          | Intentional self-harm<br>(suicide) . . . . .(*U03,X60–X84,Y87.0)  | 399                 | 11.2                          | 5.0                        |
| 3                                    | Congenital malformations, deformations and<br>chromosomal abnormalities . . . . .(Q00–Q99)                  | 66                  | 9.0                           | 0.9                        | 3                          | Malignant neoplasms . . . . .(C00–C97)  | 277                 | 7.8                           | 3.4                        |
| 4                                    | Assault<br>(homicide) . . . . .(*U01–*U02,X85–Y09,Y87.1)  | 33                  | 4.5                           | 0.4                        | 4                          | Assault<br>(homicide) . . . . .(*U01–*U02,X85–Y09,Y87.1)  | 205                 | 5.8                           | 2.6                        |
| 5                                    | Diseases of heart . . . . .(I00–I09,I11,I13,I20–I51)  | 25                  | 3.4                           | 0.3                        | 5                          | Diseases of heart . . . . .(I00–I09,I11,I13,I20–I51)  | 106                 | 3.0                           | 1.3                        |
| 6                                    | Influenza and pneumonia . . . . .(J09–J18)  | 18                  | 2.5                           | *                          | 6                          | Pregnancy, childbirth and the<br>puerperium . . . . .(O00–O99)  | 77                  | 2.2                           | 1.0                        |
| 7                                    | In situ neoplasms, benign neoplasms and<br>neoplasms of uncertain or unknown<br>behavior . . . . .(D00–D48) | 15                  | 2.0                           | *                          | 7                          | Congenital malformations, deformations and<br>chromosomal abnormalities . . . . .(Q00–Q99)                  | 62                  | 1.7                           | 0.8                        |
| 8                                    | Cerebrovascular diseases . . . . .(I60–I69)   | 12                  | 1.6                           | *                          | 8                          | Influenza and pneumonia . . . . .(J09–J18)  | 47                  | 1.3                           | 0.6                        |
| 9                                    | Chronic lower respiratory<br>diseases . . . . .(J40–J47)  | 11                  | 1.5                           | *                          | 9                          | Diabetes mellitus . . . . .(E10–E14)  | 33                  | 0.9                           | 0.4                        |
| 10                                   | Septicemia . . . . .(A40–A41)   | 8                   | 1.1                           | *                          | 10                         | Septicemia . . . . .(A40–A41)   | 32                  | 0.9                           | 0.4                        |
| ...                                  | All other causes . . . . .(residual)  | 189                 | 25.7                          | 2.5                        | ...                        | All other causes . . . . .(residual)  | 704                 | 19.8                          | 8.8                        |

See footnotes at end of table.

**Table 1. Deaths, percentage of total deaths, and death rates for the 10 leading causes of death in selected age groups, by race and sex: United States, 2010—Con.**

[Rates are per 100,000 population in specified group. Data for races other than white and black should be interpreted with caution because of misreporting of race on death certificates; see Technical Notes. An asterisk (\*) preceding a cause-of-death code indicates that the code is not included in the *International Classification of Diseases, Tenth Revision* (ICD-10), Second Edition; see Technical Notes]

| Rank <sup>1</sup>          | Cause of death<br>(based on ICD-10, 2004),<br>race, sex, and age                         | Number <sup>2</sup> | Percent<br>of total<br>deaths | Death<br>rate <sup>2</sup> | Rank <sup>1</sup>                | Cause of death<br>(based on ICD-10, 2004),<br>race, sex, and age                | Number <sup>2</sup> | Percent<br>of total<br>deaths | Death<br>rate <sup>2</sup> |
|----------------------------|--|---------------------|-------------------------------|----------------------------|----------------------------------|---|---------------------|-------------------------------|----------------------------|
| White, female, 25-34 years |  |                     |                               |                            | White, female, 55-64 years       |   |                     |                               |                            |
| ...                        | All causes   | 9,542               | 100.0                         | 61.4                       | ...                              | All causes  | 96,287              | 100.0                         | 617.8                      |
| 1                          | Accidents (unintentional injuries) . . . . . (V01-X59,Y85-Y86)                           | 3,163               | 33.1                          | 20.3                       | 1                                | Malignant neoplasms . . . . . (C00-C97)   | 39,791              | 41.3                          | 255.3                      |
| 2                          | Malignant neoplasms . . . . . (C00-C97)  | 1,376               | 14.4                          | 8.8                        | 2                                | Diseases of heart . . . . . (I00-I09,I11,I13,I20-I51)                           | 15,309              | 15.9                          | 98.2                       |
| 3                          | Intentional self-harm (suicide) . . . . . (*U03,X60-X84,Y87.0)                           | 941                 | 9.9                           | 6.1                        | 3                                | Chronic lower respiratory diseases . . . . . (J40-J47)                          | 6,072               | 6.3                           | 39.0                       |
| 4                          | Diseases of heart . . . . . (I00-I09,I11,I13,I20-I51)                                    | 633                 | 6.6                           | 4.1                        | 4                                | Accidents (unintentional injuries) . . . . . (V01-X59,Y85-Y86)                  | 3,761               | 3.9                           | 24.1                       |
| 5                          | Assault (homicide) . . . . . (*U01-U02,X85-Y09,Y87.1)                                    | 385                 | 4.0                           | 2.5                        | 5                                | Diabetes mellitus . . . . . (E10-E14)   | 3,245               | 3.4                           | 20.8                       |
| 6                          | Pregnancy, childbirth and the puerperium . . . . . (O00-O99)                             | 220                 | 2.3                           | 1.4                        | 6                                | Cerebrovascular diseases . . . . . (I60-I69)                                    | 3,213               | 3.3                           | 20.6                       |
| 7                          | Cerebrovascular diseases . . . . . (I60-I69)   | 176                 | 1.8                           | 1.1                        | 7                                | Chronic liver disease and cirrhosis . . . . . (K70,K73-K74)                     | 2,417               | 2.5                           | 15.5                       |
| 8                          | Diabetes mellitus . . . . . (E10-E14)  | 160                 | 1.7                           | 1.0                        | 8                                | Septicemia . . . . . (A40-A41)  | 1,577               | 1.6                           | 10.1                       |
| 9                          | Chronic liver disease and cirrhosis . . . . . (K70,K73-K74)                              | 127                 | 1.3                           | 0.8                        | 9                                | Nephritis, nephrotic syndrome and nephrosis . . . . . (N00-N07,N17-N19,N25-N27) | 1,430               | 1.5                           | 9.2                        |
| 9                          | Congenital malformations, deformations and chromosomal abnormalities . . . . . (Q00-Q99) | 127                 | 1.3                           | 0.8                        | 10                               | Intentional self-harm (suicide) . . . . . (*U03,X60-X84,Y87.0)                  | 1,429               | 1.5                           | 9.2                        |
| ...                        | All other causes . . . . . (residual)  | 2,234               | 23.4                          | 14.4                       | ...                              | All other causes . . . . . (residual)   | 18,043              | 18.7                          | 115.8                      |
| White, female, 35-44 years |  |                     |                               |                            | White, female, 65 years and over |   |                     |                               |                            |
| ...                        | All causes   | 19,574              | 100.0                         | 122.8                      | ...                              | All causes  | 867,924             | 100.0                         | 4,391.9                    |
| 1                          | Malignant neoplasms . . . . . (C00-C97)  | 4,991               | 25.5                          | 31.3                       | 1                                | Diseases of heart . . . . . (I00-I09,I11,I13,I20-I51)                           | 224,035             | 25.8                          | 1,133.7                    |
| 2                          | Accidents (unintentional injuries) . . . . . (V01-X59,Y85-Y86)                           | 3,960               | 20.2                          | 24.8                       | 2                                | Malignant neoplasms . . . . . (C00-C97)   | 166,829             | 19.2                          | 844.2                      |
| 3                          | Diseases of heart . . . . . (I00-I09,I11,I13,I20-I51)                                    | 2,096               | 10.7                          | 13.1                       | 3                                | Cerebrovascular diseases . . . . . (I60-I69)                                    | 59,962              | 6.9                           | 303.4                      |
| 4                          | Intentional self-harm (suicide) . . . . . (*U03,X60-X84,Y87.0)                           | 1,355               | 6.9                           | 8.5                        | 4                                | Chronic lower respiratory diseases . . . . . (J40-J47)                          | 59,053              | 6.8                           | 298.8                      |
| 5                          | Chronic liver disease and cirrhosis . . . . . (K70,K73-K74)                              | 654                 | 3.3                           | 4.1                        | 5                                | Alzheimer's disease . . . . . (G30)   | 53,019              | 6.1                           | 268.3                      |
| 6                          | Cerebrovascular diseases . . . . . (I60-I69)   | 552                 | 2.8                           | 3.5                        | 6                                | Influenza and pneumonia . . . . . (J09-J18)                                     | 20,645              | 2.4                           | 104.5                      |
| 7                          | Diabetes mellitus . . . . . (E10-E14)  | 482                 | 2.5                           | 3.0                        | 7                                | Diabetes mellitus . . . . . (E10-E14)   | 20,421              | 2.4                           | 103.3                      |
| 8                          | Assault (homicide) . . . . . (*U01-U02,X85-Y09,Y87.1)                                    | 383                 | 2.0                           | 2.4                        | 8                                | Accidents (unintentional injuries) . . . . . (V01-X59,Y85-Y86)                  | 19,227              | 2.2                           | 97.3                       |
| 9                          | Chronic lower respiratory diseases . . . . . (J40-J47)                                   | 276                 | 1.4                           | 1.7                        | 9                                | Nephritis, nephrotic syndrome and nephrosis . . . . . (N00-N07,N17-N19,N25-N27) | 17,743              | 2.0                           | 89.8                       |
| 10                         | Influenza and pneumonia . . . . . (J09-J18)  | 263                 | 1.3                           | 1.6                        | 10                               | Septicemia . . . . . (A40-A41)  | 12,196              | 1.4                           | 61.7                       |
| ...                        | All other causes . . . . . (residual)  | 4,562               | 23.3                          | 28.6                       | ...                              | All other causes . . . . . (residual)   | 214,794             | 24.7                          | 1,086.9                    |
| White, female, 45-54 years |  |                     |                               |                            | White, female, 65-74 years       |   |                     |                               |                            |
| ...                        | All causes   | 54,032              | 100.0                         | 295.1                      | ...                              | All causes  | 148,184             | 100.0                         | 1,504.9                    |
| 1                          | Malignant neoplasms . . . . . (C00-C97)  | 19,509              | 36.1                          | 106.5                      | 1                                | Malignant neoplasms . . . . . (C00-C97)   | 55,506              | 37.5                          | 563.7                      |
| 2                          | Diseases of heart . . . . . (I00-I09,I11,I13,I20-I51)                                    | 7,458               | 13.8                          | 40.7                       | 2                                | Diseases of heart . . . . . (I00-I09,I11,I13,I20-I51)                           | 26,429              | 17.8                          | 268.4                      |
| 3                          | Accidents (unintentional injuries) . . . . . (V01-X59,Y85-Y86)                           | 5,567               | 10.3                          | 30.4                       | 3                                | Chronic lower respiratory diseases . . . . . (J40-J47)                          | 14,423              | 9.7                           | 146.5                      |
| 4                          | Chronic liver disease and cirrhosis . . . . . (K70,K73-K74)                              | 2,308               | 4.3                           | 12.6                       | 4                                | Cerebrovascular diseases . . . . . (I60-I69)                                    | 6,574               | 4.4                           | 66.8                       |
| 5                          | Chronic lower respiratory diseases . . . . . (J40-J47)                                   | 2,000               | 3.7                           | 10.9                       | 5                                | Diabetes mellitus . . . . . (E10-E14)   | 4,797               | 3.2                           | 48.7                       |
| 6                          | Intentional self-harm (suicide) . . . . . (*U03,X60-X84,Y87.0)                           | 1,912               | 3.5                           | 10.4                       | 6                                | Accidents (unintentional injuries) . . . . . (V01-X59,Y85-Y86)                  | 3,007               | 2.0                           | 30.5                       |
| 7                          | Cerebrovascular diseases . . . . . (I60-I69)   | 1,670               | 3.1                           | 9.1                        | 7                                | Nephritis, nephrotic syndrome and nephrosis . . . . . (N00-N07,N17-N19,N25-N27) | 2,836               | 1.9                           | 28.8                       |
| 8                          | Diabetes mellitus . . . . . (E10-E14)  | 1,396               | 2.6                           | 7.6                        | 8                                | Septicemia . . . . . (A40-A41)  | 2,494               | 1.7                           | 25.3                       |
| 9                          | Septicemia . . . . . (A40-A41)   | 748                 | 1.4                           | 4.1                        | 9                                | Influenza and pneumonia . . . . . (J09-J18)                                     | 2,173               | 1.5                           | 22.1                       |
| 10                         | Influenza and pneumonia . . . . . (J09-J18)  | 661                 | 1.2                           | 3.6                        | 10                               | Alzheimer's disease . . . . . (G30)   | 2,127               | 1.4                           | 21.6                       |
| ...                        | All other causes . . . . . (residual)  | 10,803              | 20.0                          | 59.0                       | ...                              | All other causes . . . . . (residual)   | 27,818              | 18.8                          | 282.5                      |

See footnotes at end of table.

**Table 1. Deaths, percentage of total deaths, and death rates for the 10 leading causes of death in selected age groups, by race and sex: United States, 2010—Con.**

[Rates are per 100,000 population in specified group. Data for races other than white and black should be interpreted with caution because of misreporting of race on death certificates; see Technical Notes. An asterisk (\*) preceding a cause-of-death code indicates that the code is not included in the *International Classification of Diseases, Tenth Revision* (ICD-10), Second Edition; see Technical Notes]

| Rank <sup>1</sup>                        | Cause of death<br>(based on ICD-10, 2004),<br>race, sex, and age      | Number <sup>2</sup> | Percent<br>of total<br>deaths | Death<br>rate <sup>2</sup> | Rank <sup>1</sup>              | Cause of death<br>(based on ICD-10, 2004),<br>race, sex, and age                             | Number <sup>2</sup> | Percent<br>of total<br>deaths | Death<br>rate <sup>2</sup> |
|--|---|---------------------|-------------------------------|----------------------------|--------------------------------|--|---------------------|-------------------------------|----------------------------|
| White, female, 75–84 years               |   |                     |                               |                            | Black, both sexes, 1–4 years   |  |                     |                               |                            |
| ...                                      | All causes  | 274,965             | 100.0                         | 4,165.4                    | ...                            | All causes   | 1,041               | 100.0                         | 38.1                       |
| 1  | Malignant neoplasms (C00–C97)   | 65,260              | 23.7                          | 988.6                      | 1                              | Accidents (unintentional injuries) (V01–X59,Y85–Y86)   | 267                 | 25.6                          | 9.8                        |
| 2  | Diseases of heart (I00–I09,I11,I13,I20–I51)                           | 62,155              | 22.6                          | 941.6                      | 2                              | Assault (homicide) (*U01–*U02,X85–Y09,Y87.1)   | 156                 | 15.0                          | 5.7                        |
| 3  | Chronic lower respiratory diseases (J40–J47)                          | 23,625              | 8.6                           | 357.9                      | 3                              | Congenital malformations, deformations and chromosomal abnormalities (Q00–Q99)               | 127                 | 12.2                          | 4.6                        |
| 4  | Cerebrovascular diseases (I60–I69)                                    | 18,494              | 6.7                           | 280.2                      | 4                              | Diseases of heart (I00–I09,I11,I13,I20–I51)  | 51                  | 4.9                           | 1.9                        |
| 5  | Alzheimer's disease (G30)   | 13,701              | 5.0                           | 207.6                      | 5                              | Malignant neoplasms (C00–C97)  | 48                  | 4.6                           | 1.8                        |
| 6  | Diabetes mellitus (E10–E14)   | 7,501               | 2.7                           | 113.6                      | 6                              | Influenza and pneumonia (J09–J18)  | 25                  | 2.4                           | 0.9                        |
| 7  | Accidents (unintentional injuries) (V01–X59,Y85–Y86)                  | 5,937               | 2.2                           | 89.9                       | 7                              | Chronic lower respiratory diseases (J40–J47)   | 21                  | 2.0                           | 0.8                        |
| 8  | Nephritis, nephrotic syndrome and nephrosis (N00–N07,N17–N19,N25–N27) | 5,862               | 2.1                           | 88.8                       | 8                              | Certain conditions originating in the perinatal period (P00–P96)                             | 16                  | 1.5                           | *                          |
| 9  | Influenza and pneumonia (J09–J18)                                     | 5,656               | 2.1                           | 85.7                       | 9                              | Cerebrovascular diseases (I60–I69)   | 15                  | 1.4                           | *                          |
| 10                                       | Septicemia (A40–A41)  | 4,370               | 1.6                           | 66.2                       | 10                             | Anemias (D50–D64)  | 14                  | 1.3                           | *                          |
| ...                                      | All other causes (residual)   | 62,404              | 22.7                          | 945.4                      | ...                            | All other causes (residual)  | 301                 | 28.9                          | 11.0                       |
| White, female, 85 years and over         |   |                     |                               |                            | Black, both sexes, 5–9 years   |  |                     |                               |                            |
| ...                                      | All causes  | 444,775             | 100.0                         | 13,419.3                   | ...                            | All causes   | 494                 | 100.0                         | 15.0                       |
| 1  | Diseases of heart (I00–I09,I11,I13,I20–I51)                           | 135,451             | 30.5                          | 4,086.7                    | 1                              | Accidents (unintentional injuries) (V01–X59,Y85–Y86)   | 154                 | 31.2                          | 4.7                        |
| 2  | Malignant neoplasms (C00–C97)   | 46,063              | 10.4                          | 1,389.8                    | 2                              | Malignant neoplasms (C00–C97)  | 65                  | 13.2                          | 2.0                        |
| 3  | Alzheimer's disease (G30)   | 37,191              | 8.4                           | 1,122.1                    | 3                              | Assault (homicide) (*U01–*U02,X85–Y09,Y87.1)   | 36                  | 7.3                           | 1.1                        |
| 4  | Cerebrovascular diseases (I60–I69)                                    | 34,894              | 7.8                           | 1,052.8                    | 4                              | Chronic lower respiratory diseases (J40–J47)   | 29                  | 5.9                           | 0.9                        |
| 5  | Chronic lower respiratory diseases (J40–J47)                          | 21,005              | 4.7                           | 633.7                      | 5                              | Congenital malformations, deformations and chromosomal abnormalities (Q00–Q99)               | 25                  | 5.1                           | 0.8                        |
| 6  | Influenza and pneumonia (J09–J18)                                     | 12,816              | 2.9                           | 386.7                      | 6                              | Diseases of heart (I00–I09,I11,I13,I20–I51)  | 21                  | 4.3                           | 0.6                        |
| 7  | Accidents (unintentional injuries) (V01–X59,Y85–Y86)                  | 10,283              | 2.3                           | 310.2                      | 7                              | Cerebrovascular diseases (I60–I69)   | 15                  | 3.0                           | *                          |
| 8  | Nephritis, nephrotic syndrome and nephrosis (N00–N07,N17–N19,N25–N27) | 9,045               | 2.0                           | 272.9                      | 8                              | Septicemia (A40–A41)   | 8                   | 1.6                           | *                          |
| 9  | Diabetes mellitus (E10–E14)   | 8,123               | 1.8                           | 245.1                      | 9                              | In situ neoplasms, benign neoplasms and neoplasms of uncertain or unknown behavior (D00–D48) | 7                   | 1.4                           | *                          |
| 10                                       | Essential hypertension and hypertensive renal disease (I10,I12,I15)   | 7,075               | 1.6                           | 213.5                      | 9                              | Anemias (D50–D64)  | 7                   | 1.4                           | *                          |
| ...                                      | All other causes (residual)   | 122,829             | 27.6                          | 3,705.9                    | ...                            | All other causes (residual)  | 127                 | 25.7                          | 3.9                        |
| Black, both sexes, all ages <sup>3</sup> |   |                     |                               |                            | Black, both sexes, 10–14 years |  |                     |                               |                            |
| ...                                      | All causes  | 286,959             | 100.0                         | 682.2                      | ...                            | All causes   | 651                 | 100.0                         | 19.1                       |
| 1  | Diseases of heart (I00–I09,I11,I13,I20–I51)                           | 69,083              | 24.1                          | 164.2                      | 1                              | Accidents (unintentional injuries) (V01–X59,Y85–Y86)   | 165                 | 25.3                          | 4.8                        |
| 2  | Malignant neoplasms (C00–C97)   | 65,930              | 23.0                          | 156.7                      | 2                              | Malignant neoplasms (C00–C97)  | 81                  | 12.4                          | 2.4                        |
| 3  | Cerebrovascular diseases (I60–I69)                                    | 15,965              | 5.6                           | 38.0                       | 3                              | Assault (homicide) (*U01–*U02,X85–Y09,Y87.1)   | 65                  | 10.0                          | 1.9                        |
| 4  | Diabetes mellitus (E10–E14)   | 12,126              | 4.2                           | 28.8                       | 4                              | Intentional self-harm (suicide) (*U03,X60–X84,Y87.0)   | 44                  | 6.8                           | 1.3                        |
| 5  | Accidents (unintentional injuries) (V01–X59,Y85–Y86)                  | 12,069              | 4.2                           | 28.7                       | 5                              | Chronic lower respiratory diseases (J40–J47)   | 43                  | 6.6                           | 1.3                        |
| 6  | Nephritis, nephrotic syndrome and nephrosis (N00–N07,N17–N19,N25–N27) | 8,841               | 3.1                           | 21.0                       | 6                              | Diseases of heart (I00–I09,I11,I13,I20–I51)  | 40                  | 6.1                           | 1.2                        |
| 7  | Chronic lower respiratory diseases (J40–J47)                          | 8,715               | 3.0                           | 20.7                       | 7                              | Congenital malformations, deformations and chromosomal abnormalities (Q00–Q99)               | 38                  | 5.8                           | 1.1                        |
| 8  | Assault (homicide) (*U01–*U02,X85–Y09,Y87.1)                          | 7,818               | 2.7                           | 18.6                       | 8                              | In situ neoplasms, benign neoplasms and neoplasms of uncertain or unknown behavior (D00–D48) | 10                  | 1.5                           | *                          |
| 9  | Septicemia (A40–A41)  | 6,001               | 2.1                           | 14.3                       | 9                              | Influenza and pneumonia (J09–J18)  | 8                   | 1.2                           | *                          |
| 10                                       | Alzheimer's disease (G30)   | 5,220               | 1.8                           | 12.4                       | 10                             | Septicemia (A40–A41)   | 7                   | 1.1                           | *                          |
| ...                                      | All other causes (residual)   | 75,191              | 26.2                          | 178.7                      | 10                             | Anemias (D50–D64)  | 7                   | 1.1                           | *                          |
|  |   |                     |                               |                            | 10                             | Cerebrovascular diseases (I60–I69)   | 7                   | 1.1                           | *                          |
|  |   |                     |                               |                            | ...                            | All other causes (residual)  | 136                 | 20.9                          | 4.0                        |

See footnotes at end of table.

**Table 1. Deaths, percentage of total deaths, and death rates for the 10 leading causes of death in selected age groups, by race and sex: United States, 2010—Con.**

[Rates are per 100,000 population in specified group. Data for races other than white and black should be interpreted with caution because of misreporting of race on death certificates; see Technical Notes. An asterisk (\*) preceding a cause-of-death code indicates that the code is not included in the *International Classification of Diseases, Tenth Revision* (ICD-10), Second Edition; see Technical Notes]

| Rank <sup>1</sup>              | Cause of death<br>(based on ICD-10, 2004),<br>race, sex, and age                           | Number <sup>2</sup> | Percent<br>of total<br>deaths | Death<br>rate <sup>2</sup> | Rank <sup>1</sup>              | Cause of death<br>(based on ICD-10, 2004),<br>race, sex, and age                | Number <sup>2</sup> | Percent<br>of total<br>deaths | Death<br>rate <sup>2</sup> |
|--------------------------------|--|---------------------|-------------------------------|----------------------------|--------------------------------|---|---------------------|-------------------------------|----------------------------|
| Black, both sexes, 15-19 years |  |                     |                               |                            | Black, both sexes, 35-44 years |   |                     |                               |                            |
| ...                            | All causes   | 2,531               | 100.0                         | 67.0                       | ...                            | All causes  | 14,016              | 100.0                         | 250.3                      |
| 1                              | Assault<br>(homicide) . . . . (*U01-U02,X85-Y09,Y87.1)                                     | 1,117               | 44.1                          | 29.6                       | 1                              | Diseases of heart . . . .(I00-I09,I11,I13,I20-I51)                              | 2,726               | 19.4                          | 48.7                       |
| 2                              | Accidents (unintentional<br>injuries) . . . . .(V01-X59,Y85-Y86)                           | 582                 | 23.0                          | 15.4                       | 2                              | Malignant neoplasms . . . . .(C00-C97)  | 2,111               | 15.1                          | 37.7                       |
| 3                              | Intentional self-harm<br>(suicide) . . . . . (*U03,X60-X84,Y87.0)                          | 152                 | 6.0                           | 4.0                        | 3                              | Accidents (unintentional<br>injuries) . . . . .(V01-X59,Y85-Y86)                | 1,602               | 11.4                          | 28.6                       |
| 4                              | Malignant neoplasms . . . . .(C00-C97)   | 106                 | 4.2                           | 2.8                        | 4                              | Assault<br>(homicide) . . . . (*U01-U02,X85-Y09,Y87.1)                          | 1,088               | 7.8                           | 19.4                       |
| 5                              | Diseases of heart . . . .(I00-I09,I11,I13,I20-I51)   | 104                 | 4.1                           | 2.8                        | 5                              | Human immunodeficiency virus (HIV)<br>disease . . . . .(B20-B24)                | 1,077               | 7.7                           | 19.2                       |
| 6                              | Congenital malformations, deformations and<br>chromosomal abnormalities . . . . .(Q00-Q99) | 50                  | 2.0                           | 1.3                        | 6                              | Cerebrovascular diseases . . . . .(I60-I69)                                     | 559                 | 4.0                           | 10.0                       |
| 7                              | Anemias . . . . .(D50-D64)   | 28                  | 1.1                           | 0.7                        | 7                              | Diabetes mellitus . . . . .(E10-E14)  | 514                 | 3.7                           | 9.2                        |
| 7                              | Chronic lower respiratory<br>diseases . . . . .(J40-J47)                                   | 28                  | 1.1                           | 0.7                        | 8                              | Intentional self-harm<br>(suicide) . . . . . (*U03,X60-X84,Y87.0)               | 452                 | 3.2                           | 8.1                        |
| 9                              | Cerebrovascular diseases . . . . .(I60-I69)  | 24                  | 0.9                           | 0.6                        | 9                              | Nephritis, nephrotic syndrome and<br>nephrosis . . . .(N00-N07,N17-N19,N25-N27) | 281                 | 2.0                           | 5.0                        |
| 10                             | Human immunodeficiency virus (HIV)<br>disease . . . . .(B20-B24)                           | 17                  | 0.7                           | *                          | 10                             | Septicemia . . . . .(A40-A41)   | 212                 | 1.5                           | 3.8                        |
| ...                            | All other causes . . . . .(residual)   | 323                 | 12.8                          | 8.6                        | ...                            | All other causes . . . . .(residual)  | 3,394               | 24.2                          | 60.6                       |
| Black, both sexes, 20-24 years |  |                     |                               |                            | Black, both sexes, 45-54 years |   |                     |                               |                            |
| ...                            | All causes   | 4,144               | 100.0                         | 122.4                      | ...                            | All causes  | 34,093              | 100.0                         | 591.5                      |
| 1                              | Assault<br>(homicide) . . . . (*U01-U02,X85-Y09,Y87.1)                                     | 1,699               | 41.0                          | 50.2                       | 1                              | Malignant neoplasms . . . . .(C00-C97)  | 8,561               | 25.1                          | 148.5                      |
| 2                              | Accidents (unintentional<br>injuries) . . . . .(V01-X59,Y85-Y86)                           | 875                 | 21.1                          | 25.9                       | 2                              | Diseases of heart . . . .(I00-I09,I11,I13,I20-I51)                              | 8,119               | 23.8                          | 140.9                      |
| 3                              | Intentional self-harm<br>(suicide) . . . . . (*U03,X60-X84,Y87.0)                          | 317                 | 7.6                           | 9.4                        | 3                              | Accidents (unintentional<br>injuries) . . . . .(V01-X59,Y85-Y86)                | 2,305               | 6.8                           | 40.0                       |
| 4                              | Diseases of heart . . . .(I00-I09,I11,I13,I20-I51)   | 232                 | 5.6                           | 6.9                        | 4                              | Cerebrovascular diseases . . . . .(I60-I69)                                     | 1,726               | 5.1                           | 29.9                       |
| 5                              | Malignant neoplasms . . . . .(C00-C97)   | 161                 | 3.9                           | 4.8                        | 5                              | Human immunodeficiency virus (HIV)<br>disease . . . . .(B20-B24)                | 1,635               | 4.8                           | 28.4                       |
| 6                              | Human immunodeficiency virus (HIV)<br>disease . . . . .(B20-B24)                           | 94                  | 2.3                           | 2.8                        | 6                              | Diabetes mellitus . . . . .(E10-E14)  | 1,394               | 4.1                           | 24.2                       |
| 7                              | Anemias . . . . .(D50-D64)   | 51                  | 1.2                           | 1.5                        | 7                              | Chronic liver disease and<br>cirrhosis . . . . .(K70,K73-K74)                   | 817                 | 2.4                           | 14.2                       |
| 8                              | Diabetes mellitus . . . . .(E10-E14)   | 42                  | 1.0                           | 1.2                        | 8                              | Nephritis, nephrotic syndrome and<br>nephrosis . . . .(N00-N07,N17-N19,N25-N27) | 800                 | 2.3                           | 13.9                       |
| 9                              | Congenital malformations, deformations and<br>chromosomal abnormalities . . . . .(Q00-Q99) | 41                  | 1.0                           | 1.2                        | 9                              | Assault<br>(homicide) . . . . (*U01-U02,X85-Y09,Y87.1)                          | 693                 | 2.0                           | 12.0                       |
| 10                             | Pregnancy, childbirth and the<br>puerperium . . . . .(O00-O99)                             | 40                  | 1.0                           | 1.2                        | 10                             | Chronic lower respiratory<br>diseases . . . . .(J40-J47)                        | 649                 | 1.9                           | 11.3                       |
| ...                            | All other causes . . . . .(residual)   | 592                 | 14.3                          | 17.5                       | ...                            | All other causes . . . . .(residual)  | 7,394               | 21.7                          | 128.3                      |
| Black, both sexes, 25-34 years |  |                     |                               |                            | Black, both sexes, 55-64 years |   |                     |                               |                            |
| ...                            | All causes   | 8,920               | 100.0                         | 152.0                      | ...                            | All causes  | 51,816              | 100.0                         | 1,286.0                    |
| 1                              | Assault<br>(homicide) . . . . (*U01-U02,X85-Y09,Y87.1)                                     | 2,401               | 26.9                          | 40.9                       | 1                              | Malignant neoplasms . . . . .(C00-C97)  | 16,375              | 31.6                          | 406.4                      |
| 2                              | Accidents (unintentional<br>injuries) . . . . .(V01-X59,Y85-Y86)                           | 1,612               | 18.1                          | 27.5                       | 2                              | Diseases of heart . . . .(I00-I09,I11,I13,I20-I51)                              | 12,826              | 24.8                          | 318.3                      |
| 3                              | Diseases of heart . . . .(I00-I09,I11,I13,I20-I51)   | 914                 | 10.2                          | 15.6                       | 3                              | Cerebrovascular diseases . . . . .(I60-I69)                                     | 2,652               | 5.1                           | 65.8                       |
| 4                              | Malignant neoplasms . . . . .(C00-C97)   | 589                 | 6.6                           | 10.0                       | 4                              | Diabetes mellitus . . . . .(E10-E14)  | 2,489               | 4.8                           | 61.8                       |
| 5                              | Intentional self-harm<br>(suicide) . . . . . (*U03,X60-X84,Y87.0)                          | 504                 | 5.7                           | 8.6                        | 5                              | Accidents (unintentional<br>injuries) . . . . .(V01-X59,Y85-Y86)                | 1,769               | 3.4                           | 43.9                       |
| 6                              | Human immunodeficiency virus (HIV)<br>disease . . . . .(B20-B24)                           | 472                 | 5.3                           | 8.0                        | 6                              | Nephritis, nephrotic syndrome and<br>nephrosis . . . .(N00-N07,N17-N19,N25-N27) | 1,538               | 3.0                           | 38.2                       |
| 7                              | Diabetes mellitus . . . . .(E10-E14)   | 209                 | 2.3                           | 3.6                        | 7                              | Chronic lower respiratory<br>diseases . . . . .(J40-J47)                        | 1,463               | 2.8                           | 36.3                       |
| 8                              | Cerebrovascular diseases . . . . .(I60-I69)  | 137                 | 1.5                           | 2.3                        | 8                              | Septicemia . . . . .(A40-A41)   | 1,105               | 2.1                           | 27.4                       |
| 9                              | Pregnancy, childbirth and the<br>puerperium . . . . .(O00-O99)                             | 118                 | 1.3                           | 2.0                        | 9                              | Human immunodeficiency virus (HIV)<br>disease . . . . .(B20-B24)                | 1,029               | 2.0                           | 25.5                       |
| 10                             | Anemias . . . . .(D50-D64)   | 109                 | 1.2                           | 1.9                        | 10                             | Chronic liver disease and<br>cirrhosis . . . . .(K70,K73-K74)                   | 1,026               | 2.0                           | 25.5                       |
| ...                            | All other causes . . . . .(residual)   | 1,855               | 20.8                          | 31.6                       | ...                            | All other causes . . . . .(residual)  | 9,544               | 18.4                          | 236.9                      |

See footnotes at end of table.



**Table 1. Deaths, percentage of total deaths, and death rates for the 10 leading causes of death in selected age groups, by race and sex: United States, 2010—Con.**

[Rates are per 100,000 population in specified group. Data for races other than white and black should be interpreted with caution because of misreporting of race on death certificates; see Technical Notes. An asterisk (\*) preceding a cause-of-death code indicates that the code is not included in the *International Classification of Diseases, Tenth Revision* (ICD-10), Second Edition; see Technical Notes]

| Rank <sup>1</sup>                           | Cause of death<br>(based on ICD-10, 2004),<br>race, sex, and age                  | Number <sup>2</sup> | Percent<br>of total<br>deaths | Death<br>rate <sup>2</sup> | Rank <sup>1</sup>                           | Cause of death<br>(based on ICD-10, 2004),<br>race, sex, and age  | Number <sup>2</sup> | Percent<br>of total<br>deaths | Death<br>rate <sup>2</sup> |
|---|---|---------------------|-------------------------------|----------------------------|---|---|---------------------|-------------------------------|----------------------------|
| <b>Black, both sexes, 65 years and over</b> |   |                     |                               |                            | <b>Black, both sexes, 85 years and over</b> |   |                     |                               |                            |
| ...   | All causes  | 161,829             | 100.0                         | 4,569.0                    | ...   | All causes  | 51,795              | 100.0                         | 13,187.2                   |
| 1   | Diseases of heart . . . . .(I00–I09,I11,I13,I20–I51)                              | 43,949              | 27.2                          | 1,240.8                    | 1   | Diseases of heart . . . . .(I00–I09,I11,I13,I20–I51)  | 15,324              | 29.6                          | 3,901.5                    |
| 2   | Malignant neoplasms . . . . .(C00–C97)  | 37,824              | 23.4                          | 1,067.9                    | 2   | Malignant neoplasms . . . . .(C00–C97)  | 7,157               | 13.8                          | 1,822.2                    |
| 3   | Cerebrovascular diseases . . . . .(I60–I69)                                       | 10,757              | 6.6                           | 303.7                      | 3   | Cerebrovascular diseases . . . . .(I60–I69)   | 3,716               | 7.2                           | 946.1                      |
| 4   | Diabetes mellitus . . . . .(E10–E14)  | 7,458               | 4.6                           | 210.6                      | 4   | Alzheimer's disease . . . . .(G30)  | 3,090               | 6.0                           | 786.7                      |
| 5   | Chronic lower respiratory<br>diseases . . . . .(J40–J47)                          | 6,159               | 3.8                           | 173.9                      | 5   | Nephritis, nephrotic syndrome and<br>nephrosis . . . . .(N00–N07,N17–N19,N25–N27)                           | 1,878               | 3.6                           | 478.1                      |
| 6   | Nephritis, nephrotic syndrome and<br>nephrosis . . . . .(N00–N07,N17–N19,N25–N27) | 6,061               | 3.7                           | 171.1                      | 6   | Diabetes mellitus . . . . .(E10–E14)  | 1,850               | 3.6                           | 471.0                      |
| 7   | Alzheimer's disease . . . . .(G30)  | 5,159               | 3.2                           | 145.7                      | 7   | Chronic lower respiratory<br>diseases . . . . .(J40–J47)  | 1,639               | 3.2                           | 417.3                      |
| 8   | Septicemia . . . . .(A40–A41)   | 3,833               | 2.4                           | 108.2                      | 8   | Influenza and pneumonia . . . . .(J09–J18)  | 1,467               | 2.8                           | 373.5                      |
| 9   | Influenza and pneumonia . . . . .(J09–J18)  | 3,567               | 2.2                           | 100.7                      | 9   | Essential hypertension and hypertensive renal<br>disease . . . . .(I10,I12,I15)                             | 1,374               | 2.7                           | 349.8                      |
| 10  | Essential hypertension and hypertensive renal<br>disease . . . . .(I10,I12,I15)   | 3,457               | 2.1                           | 97.6                       | 10  | Septicemia . . . . .(A40–A41)   | 1,142               | 2.2                           | 290.8                      |
| ...   | All other causes . . . . .(residual)  | 33,605              | 20.8                          | 948.8                      | ...   | All other causes . . . . .(residual)  | 13,158              | 25.4                          | 3,350.1                    |
| <b>Black, both sexes, 65–74 years</b>       |   |                     |                               |                            | <b>Black, male, all ages<sup>3</sup></b>    |   |                     |                               |                            |
| ...   | All causes  | 52,491              | 100.0                         | 2,526.1                    | ...   | All causes  | 145,802             | 100.0                         | 725.4                      |
| 1   | Malignant neoplasms . . . . .(C00–C97)  | 16,627              | 31.7                          | 800.2                      | 1   | Diseases of heart . . . . .(I00–I09,I11,I13,I20–I51)  | 35,089              | 24.1                          | 174.6                      |
| 2   | Diseases of heart . . . . .(I00–I09,I11,I13,I20–I51)                              | 13,184              | 25.1                          | 634.5                      | 2   | Malignant neoplasms . . . . .(C00–C97)  | 33,967              | 23.3                          | 169.0                      |
| 3   | Cerebrovascular diseases . . . . .(I60–I69)                                       | 3,121               | 5.9                           | 150.2                      | 3   | Accidents (unintentional<br>injuries) . . . . .(V01–X59,Y85–Y86)  | 8,074               | 5.5                           | 40.2                       |
| 4   | Diabetes mellitus . . . . .(E10–E14)  | 2,781               | 5.3                           | 133.8                      | 4   | Cerebrovascular diseases . . . . .(I60–I69)   | 6,938               | 4.8                           | 34.5                       |
| 5   | Chronic lower respiratory<br>diseases . . . . .(J40–J47)                          | 2,190               | 4.2                           | 105.4                      | 5   | Assault<br>(homicide) . . . . .(*U01–*U02,X85–Y09,Y87.1)  | 6,704               | 4.6                           | 33.4                       |
| 6   | Nephritis, nephrotic syndrome and<br>nephrosis . . . . .(N00–N07,N17–N19,N25–N27) | 1,961               | 3.7                           | 94.4                       | 6   | Diabetes mellitus . . . . .(E10–E14)  | 5,640               | 3.9                           | 28.1                       |
| 7   | Septicemia . . . . .(A40–A41)   | 1,269               | 2.4                           | 61.1                       | 7   | Chronic lower respiratory<br>diseases . . . . .(J40–J47)  | 4,532               | 3.1                           | 22.5                       |
| 8   | Essential hypertension and hypertensive renal<br>disease . . . . .(I10,I12,I15)   | 951                 | 1.8                           | 45.8                       | 8   | Nephritis, nephrotic syndrome and<br>nephrosis . . . . .(N00–N07,N17–N19,N25–N27)                           | 4,016               | 2.8                           | 20.0                       |
| 9   | Accidents (unintentional<br>injuries) . . . . .(V01–X59,Y85–Y86)                  | 915                 | 1.7                           | 44.0                       | 9   | Human immunodeficiency virus (HIV)<br>disease . . . . .(B20–B24)  | 3,047               | 2.1                           | 15.2                       |
| 10  | Influenza and pneumonia . . . . .(J09–J18)  | 870                 | 1.7                           | 41.9                       | 10  | Septicemia . . . . .(A40–A41)   | 2,691               | 1.8                           | 13.4                       |
| ...   | All other causes . . . . .(residual)  | 8,622               | 16.4                          | 414.9                      | ...   | All other causes . . . . .(residual)  | 35,104              | 24.1                          | 174.6                      |
| <b>Black, both sexes, 75–84 years</b>       |   |                     |                               |                            | <b>Black, male, 1–4 years</b>               |   |                     |                               |                            |
| ...   | All causes  | 57,543              | 100.0                         | 5,371.8                    | ...   | All causes  | 595                 | 100.0                         | 42.9                       |
| 1   | Diseases of heart . . . . .(I00–I09,I11,I13,I20–I51)                              | 15,441              | 26.8                          | 1,441.5                    | 1   | Accidents (unintentional<br>injuries) . . . . .(V01–X59,Y85–Y86)  | 170                 | 28.6                          | 12.2                       |
| 2   | Malignant neoplasms . . . . .(C00–C97)  | 14,040              | 24.4                          | 1,310.7                    | 2   | Assault<br>(homicide) . . . . .(*U01–*U02,X85–Y09,Y87.1)  | 93                  | 15.6                          | 6.7                        |
| 3   | Cerebrovascular diseases . . . . .(I60–I69)                                       | 3,920               | 6.8                           | 365.9                      | 3   | Congenital malformations, deformations and<br>chromosomal abnormalities . . . . .(Q00–Q99)                  | 57                  | 9.6                           | 4.1                        |
| 4   | Diabetes mellitus . . . . .(E10–E14)  | 2,827               | 4.9                           | 263.9                      | 4   | Diseases of heart . . . . .(I00–I09,I11,I13,I20–I51)  | 29                  | 4.9                           | 2.1                        |
| 5   | Chronic lower respiratory<br>diseases . . . . .(J40–J47)                          | 2,330               | 4.0                           | 217.5                      | 5   | Malignant neoplasms . . . . .(C00–C97)  | 27                  | 4.5                           | 1.9                        |
| 6   | Nephritis, nephrotic syndrome and<br>nephrosis . . . . .(N00–N07,N17–N19,N25–N27) | 2,222               | 3.9                           | 207.4                      | 6   | Influenza and pneumonia . . . . .(J09–J18)  | 15                  | 2.5                           | *                          |
| 7   | Alzheimer's disease . . . . .(G30)  | 1,664               | 2.9                           | 155.3                      | 7   | Chronic lower respiratory<br>diseases . . . . .(J40–J47)  | 11                  | 1.8                           | *                          |
| 8   | Septicemia . . . . .(A40–A41)   | 1,422               | 2.5                           | 132.7                      | 8   | Anemias . . . . .(D50–D64)  | 9                   | 1.5                           | *                          |
| 9   | Influenza and pneumonia . . . . .(J09–J18)  | 1,230               | 2.1                           | 114.8                      | 8   | Certain conditions originating in the perinatal<br>period . . . . .(P00–P96)                                | 9                   | 1.5                           | *                          |
| 10  | Essential hypertension and hypertensive renal<br>disease . . . . .(I10,I12,I15)   | 1,132               | 2.0                           | 105.7                      | 10  | In situ neoplasms, benign neoplasms and<br>neoplasms of uncertain or unknown<br>behavior . . . . .(D00–D48) | 6                   | 1.0                           | *                          |
| ...   | All other causes . . . . .(residual)  | 11,315              | 19.7                          | 1,056.3                    | ...   | All other causes . . . . .(residual)  | 169                 | 28.4                          | 12.2                       |

See footnotes at end of table.

**Table 1. Deaths, percentage of total deaths, and death rates for the 10 leading causes of death in selected age groups, by race and sex: United States, 2010—Con.**

[Rates are per 100,000 population in specified group. Data for races other than white and black should be interpreted with caution because of misreporting of race on death certificates; see Technical Notes. An asterisk (\*) preceding a cause-of-death code indicates that the code is not included in the *International Classification of Diseases, Tenth Revision* (ICD-10), Second Edition; see Technical Notes]

| Rank <sup>1</sup>        | Cause of death<br>(based on ICD-10, 2004),<br>race, sex, and age                                       | Number <sup>2</sup> | Percent<br>of total<br>deaths | Death<br>rate <sup>2</sup> | Rank <sup>1</sup>        | Cause of death<br>(based on ICD-10, 2004),<br>race, sex, and age                       | Number <sup>2</sup> | Percent<br>of total<br>deaths | Death<br>rate <sup>2</sup> |
|--------------------------|--|---------------------|-------------------------------|----------------------------|--------------------------|--|---------------------|-------------------------------|----------------------------|
| Black, male, 5-9 years   |  |                     |                               |                            | Black, male, 20-24 years |  |                     |                               |                            |
| ...                      | All causes   | 283                 | 100.0                         | 16.9                       | ...                      | All causes   | 3,164               | 100.0                         | 189.1                      |
| 1                        | Accidents (unintentional injuries) . . . . . (V01-X59,Y85-Y86)   | 98                  | 34.6                          | 5.8                        | 1                        | Assault (homicide) . . . . (*U01-U02,X85-Y09,Y87.1)                                    | 1,557               | 49.2                          | 93.0                       |
| 2                        | Malignant neoplasms . . . . . (C00-C97)  | 25                  | 8.8                           | 1.5                        | 2                        | Accidents (unintentional injuries) . . . . . (V01-X59,Y85-Y86)                         | 633                 | 20.0                          | 37.8                       |
| 3                        | Chronic lower respiratory diseases . . . . . (J40-J47)   | 24                  | 8.5                           | 1.4                        | 3                        | Intentional self-harm (suicide) . . . . . (*U03,X60-X84,Y87.0)                         | 266                 | 8.4                           | 15.9                       |
| 4                        | Assault (homicide) . . . . (*U01-U02,X85-Y09,Y87.1)  | 22                  | 7.8                           | 1.3                        | 4                        | Diseases of heart . . . . (I00-I09,I11,I13,I20-I51)                                    | 141                 | 4.5                           | 8.4                        |
| 5                        | Congenital malformations, deformations and chromosomal abnormalities . . . . (Q00-Q99)                 | 17                  | 6.0                           | *                          | 5                        | Malignant neoplasms . . . . . (C00-C97)  | 93                  | 2.9                           | 5.6                        |
| 6                        | Diseases of heart . . . . (I00-I09,I11,I13,I20-I51)  | 15                  | 5.3                           | *                          | 6                        | Human immunodeficiency virus (HIV) disease . . . . . (B20-B24)                         | 61                  | 1.9                           | 3.6                        |
| 7                        | Cerebrovascular diseases . . . . . (I60-I69)   | 9                   | 3.2                           | *                          | 7                        | Anemias . . . . . (D50-D64)  | 34                  | 1.1                           | 2.0                        |
| 8                        | In situ neoplasms, benign neoplasms and neoplasms of uncertain or unknown behavior . . . . . (D00-D48) | 5                   | 1.8                           | *                          | 8                        | Chronic lower respiratory diseases . . . . . (J40-J47)                                 | 26                  | 0.8                           | 1.6                        |
| 9                        | Anemias . . . . . (D50-D64)  | 4                   | 1.4                           | *                          | 9                        | Diabetes mellitus . . . . . (E10-E14)  | 21                  | 0.7                           | 1.3                        |
| 10                       | Septicemia . . . . . (A40-A41)   | 3                   | 1.1                           | *                          | 10                       | Septicemia . . . . . (A40-A41)   | 20                  | 0.6                           | 1.2                        |
| ...                      | All other causes . . . . . (residual)  | 61                  | 21.6                          | 3.6                        | ...                      | Congenital malformations, deformations and chromosomal abnormalities . . . . (Q00-Q99) | 20                  | 0.6                           | 1.2                        |
| Black, male, 10-14 years |  |                     |                               |                            | Black, male, 25-34 years |  |                     |                               |                            |
| ...                      | All causes   | 384                 | 100.0                         | 22.2                       | ...                      | All causes   | 6,071               | 100.0                         | 216.7                      |
| 1                        | Accidents (unintentional injuries) . . . . . (V01-X59,Y85-Y86)   | 115                 | 29.9                          | 6.6                        | 1                        | Assault (homicide) . . . . (*U01-U02,X85-Y09,Y87.1)                                    | 2,132               | 35.1                          | 76.1                       |
| 2                        | Assault (homicide) . . . . (*U01-U02,X85-Y09,Y87.1)  | 47                  | 12.2                          | 2.7                        | 2                        | Accidents (unintentional injuries) . . . . . (V01-X59,Y85-Y86)                         | 1,182               | 19.5                          | 42.2                       |
| 3                        | Malignant neoplasms . . . . . (C00-C97)  | 40                  | 10.4                          | 2.3                        | 3                        | Diseases of heart . . . . (I00-I09,I11,I13,I20-I51)                                    | 576                 | 9.5                           | 20.6                       |
| 4                        | Chronic lower respiratory diseases . . . . . (J40-J47)   | 28                  | 7.3                           | 1.6                        | 4                        | Intentional self-harm (suicide) . . . . . (*U03,X60-X84,Y87.0)                         | 433                 | 7.1                           | 15.5                       |
| 5                        | Diseases of heart . . . . (I00-I09,I11,I13,I20-I51)  | 24                  | 6.3                           | 1.4                        | 5                        | Human immunodeficiency virus (HIV) disease . . . . . (B20-B24)                         | 275                 | 4.5                           | 9.8                        |
| 6                        | Intentional self-harm (suicide) . . . . . (*U03,X60-X84,Y87.0)   | 23                  | 6.0                           | 1.3                        | 6                        | Malignant neoplasms . . . . . (C00-C97)  | 257                 | 4.2                           | 9.2                        |
| 7                        | Congenital malformations, deformations and chromosomal abnormalities . . . . (Q00-Q99)                 | 18                  | 4.7                           | *                          | 7                        | Diabetes mellitus . . . . . (E10-E14)  | 113                 | 1.9                           | 4.0                        |
| 8                        | Influenza and pneumonia . . . . . (J09-J18)  | 6                   | 1.6                           | *                          | 8                        | Cerebrovascular diseases . . . . . (I60-I69)   | 75                  | 1.2                           | 2.7                        |
| 9                        | Septicemia . . . . . (A40-A41)   | 5                   | 1.3                           | *                          | 9                        | Chronic lower respiratory diseases . . . . . (J40-J47)                                 | 69                  | 1.1                           | 2.5                        |
| 9                        | Cerebrovascular diseases . . . . . (I60-I69)   | 5                   | 1.3                           | *                          | 10                       | Anemias . . . . . (D50-D64)  | 52                  | 0.9                           | 1.9                        |
| ...                      | All other causes . . . . . (residual)  | 73                  | 19.0                          | 4.2                        | ...                      | All other causes . . . . . (residual)  | 907                 | 14.9                          | 32.4                       |
| Black, male, 15-19 years |  |                     |                               |                            | Black, male, 35-44 years |  |                     |                               |                            |
| ...                      | All causes   | 1,965               | 100.0                         | 102.5                      | ...                      | All causes   | 8,115               | 100.0                         | 307.5                      |
| 1                        | Assault (homicide) . . . . (*U01-U02,X85-Y09,Y87.1)  | 991                 | 50.4                          | 51.7                       | 1                        | Diseases of heart . . . . (I00-I09,I11,I13,I20-I51)                                    | 1,675               | 20.6                          | 63.5                       |
| 2                        | Accidents (unintentional injuries) . . . . . (V01-X59,Y85-Y86)   | 438                 | 22.3                          | 22.8                       | 2                        | Accidents (unintentional injuries) . . . . . (V01-X59,Y85-Y86)                         | 1,109               | 13.7                          | 42.0                       |
| 3                        | Intentional self-harm (suicide) . . . . . (*U03,X60-X84,Y87.0)   | 131                 | 6.7                           | 6.8                        | 3                        | Assault (homicide) . . . . (*U01-U02,X85-Y09,Y87.1)                                    | 911                 | 11.2                          | 34.5                       |
| 4                        | Diseases of heart . . . . (I00-I09,I11,I13,I20-I51)  | 70                  | 3.6                           | 3.7                        | 4                        | Malignant neoplasms . . . . . (C00-C97)  | 794                 | 9.8                           | 30.1                       |
| 5                        | Malignant neoplasms . . . . . (C00-C97)  | 56                  | 2.8                           | 2.9                        | 5                        | Human immunodeficiency virus (HIV) disease . . . . . (B20-B24)                         | 654                 | 8.1                           | 24.8                       |
| 6                        | Congenital malformations, deformations and chromosomal abnormalities . . . . (Q00-Q99)                 | 35                  | 1.8                           | 1.8                        | 6                        | Intentional self-harm (suicide) . . . . . (*U03,X60-X84,Y87.0)                         | 355                 | 4.4                           | 13.5                       |
| 7                        | Anemias . . . . . (D50-D64)  | 21                  | 1.1                           | 1.1                        | 7                        | Diabetes mellitus . . . . . (E10-E14)  | 304                 | 3.7                           | 11.5                       |
| 8                        | Chronic lower respiratory diseases . . . . . (J40-J47)   | 17                  | 0.9                           | *                          | 8                        | Cerebrovascular diseases . . . . . (I60-I69)   | 289                 | 3.6                           | 11.0                       |
| 9                        | Cerebrovascular diseases . . . . . (I60-I69)   | 13                  | 0.7                           | *                          | 9                        | Nephritis, nephrotic syndrome and nephrosis . . . . (N00-N07,N17-N19,N25-N27)          | 156                 | 1.9                           | 5.9                        |
| 10                       | Human immunodeficiency virus (HIV) disease . . . . . (B20-B24)   | 10                  | 0.5                           | *                          | 10                       | Chronic liver disease and cirrhosis . . . . . (K70,K73-K74)                            | 106                 | 1.3                           | 4.0                        |
| ...                      | All other causes . . . . . (residual)  | 183                 | 9.3                           | 9.5                        | ...                      | All other causes . . . . . (residual)  | 1,762               | 21.7                          | 66.8                       |

See footnotes at end of table.

**Table 1. Deaths, percentage of total deaths, and death rates for the 10 leading causes of death in selected age groups, by race and sex: United States, 2010—Con.**

[Rates are per 100,000 population in specified group. Data for races other than white and black should be interpreted with caution because of misreporting of race on death certificates; see Technical Notes. An asterisk (\*) preceding a cause-of-death code indicates that the code is not included in the *International Classification of Diseases, Tenth Revision* (ICD-10), Second Edition; see Technical Notes]

| Rank <sup>1</sup>              | Cause of death<br>(based on ICD-10, 2004),<br>race, sex, and age                  | Number <sup>2</sup> | Percent<br>of total<br>deaths | Death<br>rate <sup>2</sup> | Rank <sup>1</sup>              | Cause of death<br>(based on ICD-10, 2004),<br>race, sex, and age                  | Number <sup>2</sup> | Percent<br>of total<br>deaths | Death<br>rate <sup>2</sup> |
|--------------------------------|---|---------------------|-------------------------------|----------------------------|--------------------------------|---|---------------------|-------------------------------|----------------------------|
| Black, male, 45–54 years       |   |                     |                               |                            | Black, male, 65–74 years       |   |                     |                               |                            |
| ...                            | All causes  | 19,393              | 100.0                         | 716.3                      | ...                            | All causes  | 28,395              | 100.0                         | 3,205.6                    |
| 1                              | Diseases of heart . . . . .(I00–I09,I11,I13,I20–I51)                              | 5,168               | 26.6                          | 190.9                      | 1                              | Malignant neoplasms . . . . .(C00–C97)  | 9,104               | 32.1                          | 1,027.8                    |
| 2                              | Malignant neoplasms . . . . .(C00–C97)  | 4,085               | 21.1                          | 150.9                      | 2                              | Diseases of heart . . . . .(I00–I09,I11,I13,I20–I51)                              | 7,510               | 26.4                          | 847.8                      |
| 3                              | Accidents (unintentional<br>injuries) . . . . .(V01–X59,Y85–Y86)                  | 1,562               | 8.1                           | 57.7                       | 3                              | Cerebrovascular diseases . . . . .(I60–I69)                                       | 1,617               | 5.7                           | 182.6                      |
| 4                              | Human immunodeficiency virus (HIV)<br>disease . . . . .(B20–B24)                  | 1,090               | 5.6                           | 40.3                       | 4                              | Diabetes mellitus . . . . .(E10–E14)  | 1,348               | 4.7                           | 152.2                      |
| 5                              | Cerebrovascular diseases . . . . .(I60–I69)                                       | 911                 | 4.7                           | 33.6                       | 5                              | Chronic lower respiratory<br>diseases . . . . .(J40–J47)                          | 1,221               | 4.3                           | 137.8                      |
| 6                              | Diabetes mellitus . . . . .(E10–E14)  | 792                 | 4.1                           | 29.3                       | 6                              | Nephritis, nephrotic syndrome and<br>nephrosis . . . . .(N00–N07,N17–N19,N25–N27) | 974                 | 3.4                           | 110.0                      |
| 7                              | Assault<br>(homicide) . . . . .(*U01–*U02,X85–Y09,Y87.1)                          | 552                 | 2.8                           | 20.4                       | 7                              | Accidents (unintentional<br>injuries) . . . . .(V01–X59,Y85–Y86)                  | 601                 | 2.1                           | 67.8                       |
| 8                              | Chronic liver disease and<br>cirrhosis . . . . .(K70,K73–K74)                     | 522                 | 2.7                           | 19.3                       | 8                              | Septicemia . . . . .(A40–A41)   | 591                 | 2.1                           | 66.7                       |
| 9                              | Nephritis, nephrotic syndrome and<br>nephrosis . . . . .(N00–N07,N17–N19,N25–N27) | 399                 | 2.1                           | 14.7                       | 9                              | Influenza and pneumonia . . . . .(J09–J18)  | 492                 | 1.7                           | 55.5                       |
| 10                             | Septicemia . . . . .(A40–A41)   | 315                 | 1.6                           | 11.6                       | 10                             | Essential hypertension and hypertensive renal<br>disease . . . . .(I10,I12,I15)   | 485                 | 1.7                           | 54.8                       |
| ...                            | All other causes . . . . .(residual)  | 3,997               | 20.6                          | 147.6                      | ...                            | All other causes . . . . .(residual)  | 4,452               | 15.7                          | 502.6                      |
| Black, male, 55–64 years       |   |                     |                               |                            | Black, male, 75–84 years       |   |                     |                               |                            |
| ...                            | All causes  | 30,458              | 100.0                         | 1,662.1                    | ...                            | All causes  | 26,602              | 100.0                         | 6,721.5                    |
| 1                              | Malignant neoplasms . . . . .(C00–C97)  | 9,101               | 29.9                          | 496.7                      | 1                              | Malignant neoplasms . . . . .(C00–C97)  | 7,230               | 27.2                          | 1,826.8                    |
| 2                              | Diseases of heart . . . . .(I00–I09,I11,I13,I20–I51)                              | 8,023               | 26.3                          | 437.8                      | 2                              | Diseases of heart . . . . .(I00–I09,I11,I13,I20–I51)                              | 7,152               | 26.9                          | 1,807.1                    |
| 3                              | Cerebrovascular diseases . . . . .(I60–I69)                                       | 1,524               | 5.0                           | 83.2                       | 3                              | Cerebrovascular diseases . . . . .(I60–I69)                                       | 1,575               | 5.9                           | 398.0                      |
| 4                              | Diabetes mellitus . . . . .(E10–E14)  | 1,354               | 4.4                           | 73.9                       | 4                              | Chronic lower respiratory<br>diseases . . . . .(J40–J47)                          | 1,225               | 4.6                           | 309.5                      |
| 5                              | Accidents (unintentional<br>injuries) . . . . .(V01–X59,Y85–Y86)                  | 1,263               | 4.1                           | 68.9                       | 5                              | Diabetes mellitus . . . . .(E10–E14)  | 1,179               | 4.4                           | 297.9                      |
| 6                              | Nephritis, nephrotic syndrome and<br>nephrosis . . . . .(N00–N07,N17–N19,N25–N27) | 847                 | 2.8                           | 46.2                       | 6                              | Nephritis, nephrotic syndrome and<br>nephrosis . . . . .(N00–N07,N17–N19,N25–N27) | 956                 | 3.6                           | 241.6                      |
| 7                              | Chronic lower respiratory<br>diseases . . . . .(J40–J47)                          | 796                 | 2.6                           | 43.4                       | 7                              | Septicemia . . . . .(A40–A41)   | 622                 | 2.3                           | 157.2                      |
| 8                              | Chronic liver disease and<br>cirrhosis . . . . .(K70,K73–K74)                     | 727                 | 2.4                           | 39.7                       | 8                              | Alzheimer's disease . . . . .(G30)  | 611                 | 2.3                           | 154.4                      |
| 9                              | Human immunodeficiency virus (HIV)<br>disease . . . . .(B20–B24)                  | 717                 | 2.4                           | 39.1                       | 9                              | Influenza and pneumonia . . . . .(J09–J18)  | 588                 | 2.2                           | 148.6                      |
| 10                             | Septicemia . . . . .(A40–A41)   | 578                 | 1.9                           | 31.5                       | 10                             | Essential hypertension and hypertensive renal<br>disease . . . . .(I10,I12,I15)   | 451                 | 1.7                           | 114.0                      |
| ...                            | All other causes . . . . .(residual)  | 5,528               | 18.1                          | 301.7                      | ...                            | All other causes . . . . .(residual)  | 5,013               | 18.8                          | 1,266.6                    |
| Black, male, 65 years and over |   |                     |                               |                            | Black, male, 85 years and over |   |                     |                               |                            |
| ...                            | All causes  | 71,240              | 100.0                         | 5,118.1                    | ...                            | All causes  | 16,243              | 100.0                         | 14,715.3                   |
| 1                              | Malignant neoplasms . . . . .(C00–C97)  | 19,485              | 27.4                          | 1,399.8                    | 1                              | Diseases of heart . . . . .(I00–I09,I11,I13,I20–I51)                              | 4,639               | 28.6                          | 4,202.7                    |
| 2                              | Diseases of heart . . . . .(I00–I09,I11,I13,I20–I51)                              | 19,301              | 27.1                          | 1,386.6                    | 2                              | Malignant neoplasms . . . . .(C00–C97)  | 3,151               | 19.4                          | 2,854.6                    |
| 3                              | Cerebrovascular diseases . . . . .(I60–I69)                                       | 4,080               | 5.7                           | 293.1                      | 3                              | Cerebrovascular diseases . . . . .(I60–I69)                                       | 888                 | 5.5                           | 804.5                      |
| 4                              | Chronic lower respiratory<br>diseases . . . . .(J40–J47)                          | 3,177               | 4.5                           | 228.2                      | 4                              | Chronic lower respiratory<br>diseases . . . . .(J40–J47)                          | 731                 | 4.5                           | 662.2                      |
| 5                              | Diabetes mellitus . . . . .(E10–E14)  | 3,045               | 4.3                           | 218.8                      | 5                              | Alzheimer's disease . . . . .(G30)  | 680                 | 4.2                           | 616.0                      |
| 6                              | Nephritis, nephrotic syndrome and<br>nephrosis . . . . .(N00–N07,N17–N19,N25–N27) | 2,543               | 3.6                           | 182.7                      | 6                              | Nephritis, nephrotic syndrome and<br>nephrosis . . . . .(N00–N07,N17–N19,N25–N27) | 613                 | 3.8                           | 555.3                      |
| 7                              | Influenza and pneumonia . . . . .(J09–J18)  | 1,581               | 2.2                           | 113.6                      | 7                              | Diabetes mellitus . . . . .(E10–E14)  | 518                 | 3.2                           | 469.3                      |
| 8                              | Septicemia . . . . .(A40–A41)   | 1,572               | 2.2                           | 112.9                      | 8                              | Influenza and pneumonia . . . . .(J09–J18)  | 501                 | 3.1                           | 453.9                      |
| 9                              | Alzheimer's disease . . . . .(G30)  | 1,460               | 2.0                           | 104.9                      | 9                              | Septicemia . . . . .(A40–A41)   | 359                 | 2.2                           | 325.2                      |
| 10                             | Accidents (unintentional<br>injuries) . . . . .(V01–X59,Y85–Y86)                  | 1,300               | 1.8                           | 93.4                       | 10                             | Essential hypertension and hypertensive renal<br>disease . . . . .(I10,I12,I15)   | 357                 | 2.2                           | 323.4                      |
| ...                            | All other causes . . . . .(residual)  | 13,696              | 19.2                          | 984.0                      | ...                            | All other causes . . . . .(residual)  | 3,806               | 23.4                          | 3,448.0                    |

See footnotes at end of table.

**Table 1. Deaths, percentage of total deaths, and death rates for the 10 leading causes of death in selected age groups, by race and sex: United States, 2010—Con.**

[Rates are per 100,000 population in specified group. Data for races other than white and black should be interpreted with caution because of misreporting of race on death certificates; see Technical Notes. An asterisk (\*) preceding a cause-of-death code indicates that the code is not included in the *International Classification of Diseases, Tenth Revision* (ICD-10), Second Edition; see Technical Notes]

| Rank <sup>1</sup>                    | Cause of death<br>(based on ICD-10, 2004),<br>race, sex, and age                        | Number <sup>2</sup> | Percent<br>of total<br>deaths | Death<br>rate <sup>2</sup> | Rank <sup>1</sup>          | Cause of death<br>(based on ICD-10, 2004),<br>race, sex, and age                                      | Number <sup>2</sup> | Percent<br>of total<br>deaths | Death<br>rate <sup>2</sup> |
|--------------------------------------|---|---------------------|-------------------------------|----------------------------|----------------------------|---|---------------------|-------------------------------|----------------------------|
| Black, female, all ages <sup>3</sup> |   |                     |                               |                            | Black, female, 5-9 years   |   |                     |                               |                            |
| ...                                  | All causes  | 141,157             | 100.0                         | 642.7                      | ...                        | All causes  | 211                 | 100.0                         | 13.0                       |
| 1                                    | Diseases of heart . . . . .(I00-I09,I11,I13,I20-I51)                                    | 33,994              | 24.1                          | 154.8                      | 1                          | Accidents (unintentional injuries) . . . . .(V01-X59,Y85-Y86)   | 56                  | 26.5                          | 3.5                        |
| 2                                    | Malignant neoplasms . . . . .(C00-C97)  | 31,963              | 22.6                          | 145.5                      | 2                          | Malignant neoplasms . . . . .(C00-C97)  | 40                  | 19.0                          | 2.5                        |
| 3                                    | Cerebrovascular diseases . . . . .(I60-I69)   | 9,027               | 6.4                           | 41.1                       | 3                          | Assault (homicide) . . . . .(*U01-*U02,X85-Y09,Y87.1)   | 14                  | 6.6                           | *                          |
| 4                                    | Diabetes mellitus . . . . .(E10-E14)  | 6,486               | 4.6                           | 29.5                       | 4                          | Congenital malformations, deformations and chromosomal abnormalities . . . . .(Q00-Q99)               | 8                   | 3.8                           | *                          |
| 5                                    | Nephritis, nephrotic syndrome and nephrosis . . . . .(N00-N07,N17-N19,N25-N27)          | 4,825               | 3.4                           | 22.0                       | 5                          | Diseases of heart . . . . .(I00-I09,I11,I13,I20-I51)  | 6                   | 2.8                           | *                          |
| 6                                    | Chronic lower respiratory diseases . . . . .(J40-J47)                                   | 4,183               | 3.0                           | 19.0                       | 5                          | Cerebrovascular diseases . . . . .(I60-I69)   | 6                   | 2.8                           | *                          |
| 7                                    | Accidents (unintentional injuries) . . . . .(V01-X59,Y85-Y86)                           | 3,995               | 2.8                           | 18.2                       | 7                          | Septicemia . . . . .(A40-A41)   | 5                   | 2.4                           | *                          |
| 8                                    | Alzheimer's disease . . . . .(G30)  | 3,732               | 2.6                           | 17.0                       | 7                          | Chronic lower respiratory diseases . . . . .(J40-J47)   | 5                   | 2.4                           | *                          |
| 9                                    | Septicemia . . . . .(A40-A41)   | 3,310               | 2.3                           | 15.1                       | 9                          | Anemias . . . . .(D50-D64)  | 3                   | 1.4                           | *                          |
| 10                                   | Essential hypertension and hypertensive renal disease . . . . .(I10,I12,I15)            | 2,898               | 2.1                           | 13.2                       | 10                         | In situ neoplasms, benign neoplasms and neoplasms of uncertain or unknown behavior . . . . .(D00-D48) | 2                   | 0.9                           | *                          |
| ...                                  | All other causes . . . . .(residual)  | 36,744              | 26.0                          | 167.3                      | 10                         | Diabetes mellitus . . . . .(E10-E14)  | 2                   | 0.9                           | *                          |
| Black, female, 1-4 years             |   |                     |                               |                            | 10                         | Influenza and pneumonia . . . . .(J09-J18)  | 2                   | 0.9                           | *                          |
| ...                                  | All causes  | 446                 | 100.0                         | 33.2                       | 10                         | Certain conditions originating in the perinatal period . . . . .(P00-P96)                             | 2                   | 0.9                           | *                          |
| 1                                    | Accidents (unintentional injuries) . . . . .(V01-X59,Y85-Y86)                           | 97                  | 21.7                          | 7.2                        | 10                         | Complications of medical and surgical care . . . . .(Y40-Y84,Y88)                                     | 2                   | 0.9                           | *                          |
| 2                                    | Congenital malformations, deformations and chromosomal abnormalities . . . . .(Q00-Q99) | 70                  | 15.7                          | 5.2                        | ...                        | All other causes . . . . .(residual)  | 58                  | 27.5                          | 3.6                        |
| 3                                    | Assault (homicide) . . . . .(*U01-*U02,X85-Y09,Y87.1)                                   | 63                  | 14.1                          | 4.7                        | Black, female, 10-14 years |   |                     |                               |                            |
| 4                                    | Diseases of heart . . . . .(I00-I09,I11,I13,I20-I51)                                    | 22                  | 4.9                           | 1.6                        | ...                        | All causes  | 267                 | 100.0                         | 16.0                       |
| 5                                    | Malignant neoplasms . . . . .(C00-C97)  | 21                  | 4.7                           | 1.6                        | 1                          | Accidents (unintentional injuries) . . . . .(V01-X59,Y85-Y86)   | 50                  | 18.7                          | 3.0                        |
| 6                                    | Cerebrovascular diseases . . . . .(I60-I69)   | 10                  | 2.2                           | *                          | 2                          | Malignant neoplasms . . . . .(C00-C97)  | 41                  | 15.4                          | 2.5                        |
| 6                                    | Influenza and pneumonia . . . . .(J09-J18)  | 10                  | 2.2                           | *                          | 3                          | Intentional self-harm (suicide) . . . . .(*U03,X60-X84,Y87.0)   | 21                  | 7.9                           | 1.3                        |
| 6                                    | Chronic lower respiratory diseases . . . . .(J40-J47)                                   | 10                  | 2.2                           | *                          | 4                          | Congenital malformations, deformations and chromosomal abnormalities . . . . .(Q00-Q99)               | 20                  | 7.5                           | 1.2                        |
| 9                                    | Septicemia . . . . .(A40-A41)   | 7                   | 1.6                           | *                          | 5                          | Assault (homicide) . . . . .(*U01-*U02,X85-Y09,Y87.1)   | 18                  | 6.7                           | *                          |
| 9                                    | Certain conditions originating in the perinatal period . . . . .(P00-P96)               | 7                   | 1.6                           | *                          | 6                          | Diseases of heart . . . . .(I00-I09,I11,I13,I20-I51)  | 16                  | 6.0                           | *                          |
| ...                                  | All other causes . . . . .(residual)  | 129                 | 28.9                          | 9.6                        | 7                          | Chronic lower respiratory diseases . . . . .(J40-J47)   | 15                  | 5.6                           | *                          |
| See footnotes at end of table.       |   |                     |                               |                            | 8                          | In situ neoplasms, benign neoplasms and neoplasms of uncertain or unknown behavior . . . . .(D00-D48) | 6                   | 2.2                           | *                          |
|                                      |   |                     |                               |                            | 9                          | Anemias . . . . .(D50-D64)  | 5                   | 1.9                           | *                          |
|                                      |   |                     |                               |                            | 10                         | Nephritis, nephrotic syndrome and nephrosis . . . . .(N00-N07,N17-N19,N25-N27)                        | 3                   | 1.1                           | *                          |
|                                      |   |                     |                               |                            | ...                        | All other causes . . . . .(residual)  | 72                  | 27.0                          | 4.3                        |

**Table 1. Deaths, percentage of total deaths, and death rates for the 10 leading causes of death in selected age groups, by race and sex: United States, 2010—Con.**

[Rates are per 100,000 population in specified group. Data for races other than white and black should be interpreted with caution because of misreporting of race on death certificates; see Technical Notes. An asterisk (\*) preceding a cause-of-death code indicates that the code is not included in the *International Classification of Diseases, Tenth Revision* (ICD-10), Second Edition; see Technical Notes]

| Rank <sup>1</sup>              | Cause of death<br>(based on ICD-10, 2004),<br>race, sex, and age                         | Number <sup>2</sup> | Percent<br>of total<br>deaths | Death<br>rate <sup>2</sup> | Rank <sup>1</sup>          | Cause of death<br>(based on ICD-10, 2004),<br>race, sex, and age                | Number <sup>2</sup> | Percent<br>of total<br>deaths | Death<br>rate <sup>2</sup> |
|--------------------------------|--|---------------------|-------------------------------|----------------------------|----------------------------|---|---------------------|-------------------------------|----------------------------|
| Black, female, 15–19 years     |  |                     |                               |                            | Black, female, 25–34 years |   |                     |                               |                            |
| ...                            | All causes   | 566                 | 100.0                         | 30.5                       | ...                        | All causes  | 2,849               | 100.0                         | 92.9                       |
| 1                              | Accidents (unintentional injuries) . . . . . (V01–X59,Y85–Y86)                           | 144                 | 25.4                          | 7.8                        | 1                          | Accidents (unintentional injuries) . . . . . (V01–X59,Y85–Y86)                  | 430                 | 15.1                          | 14.0                       |
| 2                              | Assault (homicide) . . . . . (*U01–*U02,X85–Y09,Y87.1)                                   | 126                 | 22.3                          | 6.8                        | 2                          | Diseases of heart . . . . . (I00–I09,I11,I13,I20–I51)                           | 338                 | 11.9                          | 11.0                       |
| 3                              | Malignant neoplasms . . . . . (C00–C97)  | 50                  | 8.8                           | 2.7                        | 3                          | Malignant neoplasms . . . . . (C00–C97)   | 332                 | 11.7                          | 10.8                       |
| 4                              | Diseases of heart . . . . . (I00–I09,I11,I13,I20–I51)                                    | 34                  | 6.0                           | 1.8                        | 4                          | Assault (homicide) . . . . . (*U01–*U02,X85–Y09,Y87.1)                          | 269                 | 9.4                           | 8.8                        |
| 5                              | Intentional self-harm (suicide) . . . . . (*U03,X60–X84,Y87.0)                           | 21                  | 3.7                           | 1.1                        | 5                          | Human immunodeficiency virus (HIV) disease . . . . . (B20–B24)                  | 197                 | 6.9                           | 6.4                        |
| 6                              | Congenital malformations, deformations and chromosomal abnormalities . . . . . (Q00–Q99) | 15                  | 2.7                           | *                          | 6                          | Pregnancy, childbirth and the puerperium . . . . . (O00–O99)                    | 118                 | 4.1                           | 3.8                        |
| 7                              | Cerebrovascular diseases . . . . . (I60–I69)   | 11                  | 1.9                           | *                          | 7                          | Diabetes mellitus . . . . . (E10–E14)   | 96                  | 3.4                           | 3.1                        |
| 7                              | Chronic lower respiratory diseases . . . . . (J40–J47)                                   | 11                  | 1.9                           | *                          | 8                          | Intentional self-harm (suicide) . . . . . (*U03,X60–X84,Y87.0)                  | 71                  | 2.5                           | 2.3                        |
| 7                              | Pregnancy, childbirth and the puerperium . . . . . (O00–O99)                             | 11                  | 1.9                           | *                          | 9                          | Cerebrovascular diseases . . . . . (I60–I69)                                    | 62                  | 2.2                           | 2.0                        |
| 10                             | Human immunodeficiency virus (HIV) disease . . . . . (B20–B24)                           | 7                   | 1.2                           | *                          | 10                         | Anemias . . . . . (D50–D64)   | 57                  | 2.0                           | 1.9                        |
| 10                             | Anemias . . . . . (D50–D64)  | 7                   | 1.2                           | *                          | ...                        | All other causes . . . . . (residual)   | 879                 | 30.9                          | 28.7                       |
| ...                            | All other causes . . . . . (residual)  | 129                 | 22.8                          | 6.9                        | Black, female, 35–44 years |   |                     |                               |                            |
| Black, female, 20–24 years     |  |                     |                               |                            | ...                        | All causes  | 5,901               | 100.0                         | 199.3                      |
| ...                            | All causes   | 980                 | 100.0                         | 57.3                       | 1                          | Malignant neoplasms . . . . . (C00–C97)   | 1,317               | 22.3                          | 44.5                       |
| 1                              | Accidents (unintentional injuries) . . . . . (V01–X59,Y85–Y86)                           | 242                 | 24.7                          | 14.1                       | 2                          | Diseases of heart . . . . . (I00–I09,I11,I13,I20–I51)                           | 1,051               | 17.8                          | 35.5                       |
| 2                              | Assault (homicide) . . . . . (*U01–*U02,X85–Y09,Y87.1)                                   | 142                 | 14.5                          | 8.3                        | 3                          | Accidents (unintentional injuries) . . . . . (V01–X59,Y85–Y86)                  | 493                 | 8.4                           | 16.6                       |
| 3                              | Diseases of heart . . . . . (I00–I09,I11,I13,I20–I51)                                    | 91                  | 9.3                           | 5.3                        | 4                          | Human immunodeficiency virus (HIV) disease . . . . . (B20–B24)                  | 423                 | 7.2                           | 14.3                       |
| 4                              | Malignant neoplasms . . . . . (C00–C97)  | 68                  | 6.9                           | 4.0                        | 5                          | Cerebrovascular diseases . . . . . (I60–I69)                                    | 270                 | 4.6                           | 9.1                        |
| 5                              | Intentional self-harm (suicide) . . . . . (*U03,X60–X84,Y87.0)                           | 51                  | 5.2                           | 3.0                        | 6                          | Diabetes mellitus . . . . . (E10–E14)   | 210                 | 3.6                           | 7.1                        |
| 6                              | Pregnancy, childbirth and the puerperium . . . . . (O00–O99)                             | 40                  | 4.1                           | 2.3                        | 7                          | Assault (homicide) . . . . . (*U01–*U02,X85–Y09,Y87.1)                          | 177                 | 3.0                           | 6.0                        |
| 7                              | Human immunodeficiency virus (HIV) disease . . . . . (B20–B24)                           | 33                  | 3.4                           | 1.9                        | 8                          | Nephritis, nephrotic syndrome and nephrosis . . . . . (N00–N07,N17–N19,N25–N27) | 125                 | 2.1                           | 4.2                        |
| 8                              | Diabetes mellitus . . . . . (E10–E14)  | 21                  | 2.1                           | 1.2                        | 9                          | Septicemia . . . . . (A40–A41)  | 107                 | 1.8                           | 3.6                        |
| 8                              | Congenital malformations, deformations and chromosomal abnormalities . . . . . (Q00–Q99) | 21                  | 2.1                           | 1.2                        | 10                         | Intentional self-harm (suicide) . . . . . (*U03,X60–X84,Y87.0)                  | 97                  | 1.6                           | 3.3                        |
| 10                             | Anemias . . . . . (D50–D64)  | 17                  | 1.7                           | *                          | ...                        | All other causes . . . . . (residual)   | 1,631               | 27.6                          | 55.1                       |
| 10                             | Cerebrovascular diseases . . . . . (I60–I69)   | 17                  | 1.7                           | *                          | Black, female, 45–54 years |   |                     |                               |                            |
| ...                            | All other causes . . . . . (residual)  | 237                 | 24.2                          | 13.9                       | ...                        | All causes  | 14,700              | 100.0                         | 481.0                      |
| See footnotes at end of table. |  |                     |                               |                            | 1                          | Malignant neoplasms . . . . . (C00–C97)   | 4,476               | 30.4                          | 146.4                      |
|                                |  |                     |                               |                            | 2                          | Diseases of heart . . . . . (I00–I09,I11,I13,I20–I51)                           | 2,951               | 20.1                          | 96.6                       |
|                                |  |                     |                               |                            | 3                          | Cerebrovascular diseases . . . . . (I60–I69)                                    | 815                 | 5.5                           | 26.7                       |
|                                |  |                     |                               |                            | 4                          | Accidents (unintentional injuries) . . . . . (V01–X59,Y85–Y86)                  | 743                 | 5.1                           | 24.3                       |
|                                |  |                     |                               |                            | 5                          | Diabetes mellitus . . . . . (E10–E14)   | 602                 | 4.1                           | 19.7                       |
|                                |  |                     |                               |                            | 6                          | Human immunodeficiency virus (HIV) disease . . . . . (B20–B24)                  | 545                 | 3.7                           | 17.8                       |
|                                |  |                     |                               |                            | 7                          | Nephritis, nephrotic syndrome and nephrosis . . . . . (N00–N07,N17–N19,N25–N27) | 401                 | 2.7                           | 13.1                       |
|                                |  |                     |                               |                            | 8                          | Chronic lower respiratory diseases . . . . . (J40–J47)                          | 363                 | 2.5                           | 11.9                       |
|                                |  |                     |                               |                            | 9                          | Chronic liver disease and cirrhosis . . . . . (K70,K73–K74)                     | 295                 | 2.0                           | 9.7                        |
|                                |  |                     |                               |                            | 10                         | Septicemia . . . . . (A40–A41)  | 292                 | 2.0                           | 9.6                        |
|                                |  |                     |                               |                            | ...                        | All other causes . . . . . (residual)   | 3,217               | 21.9                          | 105.3                      |

**Table 1. Deaths, percentage of total deaths, and death rates for the 10 leading causes of death in selected age groups, by race and sex: United States, 2010—Con.**

[Rates are per 100,000 population in specified group. Data for races other than white and black should be interpreted with caution because of misreporting of race on death certificates; see Technical Notes. An asterisk (\*) preceding a cause-of-death code indicates that the code is not included in the *International Classification of Diseases, Tenth Revision* (ICD-10), Second Edition; see Technical Notes]

| Rank <sup>1</sup>                | Cause of death<br>(based on ICD-10, 2004),<br>race, sex, and age      | Number <sup>2</sup> | Percent<br>of total<br>deaths | Death<br>rate <sup>2</sup> | Rank <sup>1</sup>  | Cause of death<br>(based on ICD-10, 2004),<br>race, sex, and age      | Number <sup>2</sup> | Percent<br>of total<br>deaths | Death<br>rate <sup>2</sup> |
|----------------------------------|---|---------------------|-------------------------------|----------------------------|--|---|---------------------|-------------------------------|----------------------------|
| Black, female, 55-64 years       |   |                     |                               |                            | Black, female, 75-84 years   |   |                     |                               |                            |
| ...                              | All causes  | 21,358              | 100.0                         | 972.2                      | ...  | All causes  | 30,941              | 100.0                         | 4,580.9                    |
| 1                                | Malignant neoplasms (C00-C97)   | 7,274               | 34.1                          | 331.1                      | 1  | Diseases of heart (I00-I09,I11,I13,I20-I51)                           | 8,289               | 26.8                          | 1,227.2                    |
| 2                                | Diseases of heart (I00-I09,I11,I13,I20-I51)                           | 4,803               | 22.5                          | 218.6                      | 2  | Malignant neoplasms (C00-C97)   | 6,810               | 22.0                          | 1,008.2                    |
| 3                                | Diabetes mellitus (E10-E14)   | 1,135               | 5.3                           | 51.7                       | 3  | Cerebrovascular diseases (I60-I69)                                    | 2,345               | 7.6                           | 347.2                      |
| 4                                | Cerebrovascular diseases (I60-I69)                                    | 1,128               | 5.3                           | 51.3                       | 4  | Diabetes mellitus (E10-E14)   | 1,648               | 5.3                           | 244.0                      |
| 5                                | Nephritis, nephrotic syndrome and nephrosis (N00-N07,N17-N19,N25-N27) | 691                 | 3.2                           | 31.5                       | 5  | Nephritis, nephrotic syndrome and nephrosis (N00-N07,N17-N19,N25-N27) | 1,266               | 4.1                           | 187.4                      |
| 6                                | Chronic lower respiratory diseases (J40-J47)                          | 667                 | 3.1                           | 30.4                       | 6  | Chronic lower respiratory diseases (J40-J47)                          | 1,105               | 3.6                           | 163.6                      |
| 7                                | Septicemia (A40-A41)  | 527                 | 2.5                           | 24.0                       | 7  | Alzheimer's disease (G30)   | 1,053               | 3.4                           | 155.9                      |
| 8                                | Accidents (unintentional injuries) (V01-X59,Y85-Y86)                  | 506                 | 2.4                           | 23.0                       | 8  | Septicemia (A40-A41)  | 800                 | 2.6                           | 118.4                      |
| 9                                | Essential hypertension and hypertensive renal disease (I10,I12,I15)   | 383                 | 1.8                           | 17.4                       | 9  | Essential hypertension and hypertensive renal disease (I10,I12,I15)   | 681                 | 2.2                           | 100.8                      |
| 10                               | Human immunodeficiency virus (HIV) disease (B20-B24)                  | 312                 | 1.5                           | 14.2                       | 10   | Influenza and pneumonia (J09-J18)                                     | 642                 | 2.1                           | 95.1                       |
| ...                              | All other causes (residual)   | 3,932               | 18.4                          | 179.0                      | ...  | All other causes (residual)   | 6,302               | 20.4                          | 933.0                      |
| Black, female, 65 years and over |   |                     |                               |                            | Black, female, 85 years and over                                       |   |                     |                               |                            |
| ...                              | All causes  | 90,589              | 100.0                         | 4,213.5                    | ...  | All causes  | 35,552              | 100.0                         | 12,589.9                   |
| 1                                | Diseases of heart (I00-I09,I11,I13,I20-I51)                           | 24,648              | 27.2                          | 1,146.4                    | 1  | Diseases of heart (I00-I09,I11,I13,I20-I51)                           | 10,685              | 30.1                          | 3,783.8                    |
| 2                                | Malignant neoplasms (C00-C97)   | 18,339              | 20.2                          | 853.0                      | 2  | Malignant neoplasms (C00-C97)   | 4,006               | 11.3                          | 1,418.6                    |
| 3                                | Cerebrovascular diseases (I60-I69)                                    | 6,677               | 7.4                           | 310.6                      | 3  | Cerebrovascular diseases (I60-I69)                                    | 2,828               | 8.0                           | 1,001.5                    |
| 4                                | Diabetes mellitus (E10-E14)   | 4,413               | 4.9                           | 205.3                      | 4  | Alzheimer's disease (G30)   | 2,410               | 6.8                           | 853.4                      |
| 5                                | Alzheimer's disease (G30)   | 3,699               | 4.1                           | 172.0                      | 5  | Diabetes mellitus (E10-E14)   | 1,332               | 3.7                           | 471.7                      |
| 6                                | Nephritis, nephrotic syndrome and nephrosis (N00-N07,N17-N19,N25-N27) | 3,518               | 3.9                           | 163.6                      | 6  | Nephritis, nephrotic syndrome and nephrosis (N00-N07,N17-N19,N25-N27) | 1,265               | 3.6                           | 448.0                      |
| 7                                | Chronic lower respiratory diseases (J40-J47)                          | 2,982               | 3.3                           | 138.7                      | 7  | Essential hypertension and hypertensive renal disease (I10,I12,I15)   | 1,017               | 2.9                           | 360.1                      |
| 8                                | Septicemia (A40-A41)  | 2,261               | 2.5                           | 105.2                      | 8  | Influenza and pneumonia (J09-J18)                                     | 966                 | 2.7                           | 342.1                      |
| 9                                | Essential hypertension and hypertensive renal disease (I10,I12,I15)   | 2,164               | 2.4                           | 100.7                      | 9  | Chronic lower respiratory diseases (J40-J47)                          | 908                 | 2.6                           | 321.5                      |
| 10                               | Influenza and pneumonia (J09-J18)                                     | 1,986               | 2.2                           | 92.4                       | 10   | Septicemia (A40-A41)  | 783                 | 2.2                           | 277.3                      |
| ...                              | All other causes (residual)   | 19,902              | 22.0                          | 925.7                      | ...  | All other causes (residual)   | 9,352               | 26.3                          | 3,311.8                    |
| Black, female, 65-74 years       |   |                     |                               |                            | American Indian or Alaska Native,<br>both sexes, all ages <sup>3</sup> |   |                     |                               |                            |
| ...                              | All causes  | 24,096              | 100.0                         | 2,021.2                    | ...  | All causes  | 15,565              | 100.0                         | 365.1                      |
| 1                                | Malignant neoplasms (C00-C97)   | 7,523               | 31.2                          | 631.0                      | 1  | Malignant neoplasms (C00-C97)   | 2,962               | 19.0                          | 69.5                       |
| 2                                | Diseases of heart (I00-I09,I11,I13,I20-I51)                           | 5,674               | 23.5                          | 475.9                      | 2  | Diseases of heart (I00-I09,I11,I13,I20-I51)                           | 2,793               | 17.9                          | 65.5                       |
| 3                                | Cerebrovascular diseases (I60-I69)                                    | 1,504               | 6.2                           | 126.2                      | 3  | Accidents (unintentional injuries) (V01-X59,Y85-Y86)                  | 1,701               | 10.9                          | 39.9                       |
| 4                                | Diabetes mellitus (E10-E14)   | 1,433               | 5.9                           | 120.2                      | 4  | Diabetes mellitus (E10-E14)   | 857                 | 5.5                           | 20.1                       |
| 5                                | Nephritis, nephrotic syndrome and nephrosis (N00-N07,N17-N19,N25-N27) | 987                 | 4.1                           | 82.8                       | 5  | Chronic liver disease and cirrhosis (K70,K73-K74)                     | 787                 | 5.1                           | 18.5                       |
| 6                                | Chronic lower respiratory diseases (J40-J47)                          | 969                 | 4.0                           | 81.3                       | 6  | Chronic lower respiratory diseases (J40-J47)                          | 702                 | 4.5                           | 16.5                       |
| 7                                | Septicemia (A40-A41)  | 678                 | 2.8                           | 56.9                       | 7  | Cerebrovascular diseases (I60-I69)                                    | 559                 | 3.6                           | 13.1                       |
| 8                                | Essential hypertension and hypertensive renal disease (I10,I12,I15)   | 466                 | 1.9                           | 39.1                       | 8  | Intentional self-harm (suicide) (*U03,X60-X84,Y87.0)                  | 469                 | 3.0                           | 11.0                       |
| 9                                | Influenza and pneumonia (J09-J18)                                     | 378                 | 1.6                           | 31.7                       | 9  | Nephritis, nephrotic syndrome and nephrosis (N00-N07,N17-N19,N25-N27) | 339                 | 2.2                           | 8.0                        |
| 10                               | Accidents (unintentional injuries) (V01-X59,Y85-Y86)                  | 314                 | 1.3                           | 26.3                       | 10   | Influenza and pneumonia (J09-J18)                                     | 326                 | 2.1                           | 7.6                        |
| ...                              | All other causes (residual)   | 4,170               | 17.3                          | 349.8                      | ...  | All other causes (residual)   | 4,070               | 26.1                          | 95.5                       |

See footnotes at end of table.

**Table 1. Deaths, percentage of total deaths, and death rates for the 10 leading causes of death in selected age groups, by race and sex: United States, 2010—Con.**

[Rates are per 100,000 population in specified group. Data for races other than white and black should be interpreted with caution because of misreporting of race on death certificates; see Technical Notes. An asterisk (\*) preceding a cause-of-death code indicates that the code is not included in the *International Classification of Diseases, Tenth Revision* (ICD-10), Second Edition; see Technical Notes]

| Rank <sup>1</sup>  | Cause of death<br>(based on ICD-10, 2004),<br>race, sex, and age   | Number <sup>2</sup> | Percent<br>of total<br>deaths | Death<br>rate <sup>2</sup> | Rank <sup>1</sup>  | Cause of death<br>(based on ICD-10, 2004),<br>race, sex, and age   | Number <sup>2</sup> | Percent<br>of total<br>deaths | Death<br>rate <sup>2</sup> |
|--|--|---------------------|-------------------------------|----------------------------|--|--|---------------------|-------------------------------|----------------------------|
| American Indian or Alaska Native,<br>both sexes, 1-4 years |  |                     |                               |                            | American Indian or Alaska Native,<br>both sexes, 10-14 years |  |                     |                               |                            |
| ...  | All causes . . . . .   | 93                  | 100.0                         | 29.4                       | ...  | All causes . . . . .   | 62                  | 100.0                         | 16.6                       |
| 1  | Accidents (unintentional<br>injuries) . . . . . (V01-X59,Y85-Y86)  | 31                  | 33.3                          | 9.8                        | 1  | Accidents (unintentional<br>injuries) . . . . . (V01-X59,Y85-Y86)  | 27                  | 43.5                          | 7.2                        |
| 2  | Assault<br>(homicide) . . . . . (*U01-U02,X85-Y09,Y87.1)   | 10                  | 10.8                          | *                          | 2  | Intentional self-harm<br>(suicide) . . . . . (*U03,X60-X84,Y87.0)  | 14                  | 22.6                          | *                          |
| 3  | Congenital malformations, deformations and<br>chromosomal abnormalities . . . . . (Q00-Q99)                  | 9                   | 9.7                           | *                          | 3  | Malignant neoplasms . . . . . (C00-C97)  | 6                   | 9.7                           | *                          |
| 4  | Malignant neoplasms . . . . . (C00-C97)  | 6                   | 6.5                           | *                          | 4  | Congenital malformations, deformations and<br>chromosomal abnormalities . . . . . (Q00-Q99)                  | 4                   | 6.5                           | *                          |
| 5  | Diseases of heart . . . . . (I00-I09,I11,I13,I20-I51)  | 5                   | 5.4                           | *                          | 5  | Septicemia . . . . . (A40-A41)   | 1                   | 1.6                           | *                          |
| 6  | In situ neoplasms, benign neoplasms and<br>neoplasms of uncertain or unknown<br>behavior . . . . . (D00-D48) | 2                   | 2.2                           | *                          | 5  | Influenza and pneumonia . . . . . (J09-J18)  | 1                   | 1.6                           | *                          |
| 6  | Chronic lower respiratory<br>diseases . . . . . (J40-J47)  | 2                   | 2.2                           | *                          | 5  | Assault<br>(homicide) . . . . . (*U01-U02,X85-Y09,Y87.1)   | 1                   | 1.6                           | *                          |
| 8  | Septicemia . . . . . (A40-A41)   | 1                   | 1.1                           | *                          | 5  | Complications of medical and surgical<br>care . . . . . (Y40-Y84,Y88)  | 1                   | 1.6                           | *                          |
| 8  | Meningitis . . . . . (G00,G03)   | 1                   | 1.1                           | *                          | ...  | All other causes . . . . . (residual)  | 7                   | 11.3                          | *                          |
| 8  | Cerebrovascular diseases . . . . . (I60-I69)   | 1                   | 1.1                           | *                          | American Indian or Alaska Native,<br>both sexes, 15-19 years |  |                     |                               |                            |
| 8  | Influenza and pneumonia . . . . . (J09-J18)  | 1                   | 1.1                           | *                          | ...  | All causes . . . . .   | 242                 | 100.0                         | 61.5                       |
| 8  | Acute bronchitis and bronchiolitis . . . . . (J20-J21)   | 1                   | 1.1                           | *                          | 1  | Accidents (unintentional<br>injuries) . . . . . (V01-X59,Y85-Y86)  | 110                 | 45.5                          | 28.0                       |
| 8  | Pneumonitis due to solids and liquids . . . . . (J69)  | 1                   | 1.1                           | *                          | 2  | Intentional self-harm<br>(suicide) . . . . . (*U03,X60-X84,Y87.0)  | 70                  | 28.9                          | 17.8                       |
| 8  | Certain conditions originating in the perinatal<br>period . . . . . (P00-P96)                                | 1                   | 1.1                           | *                          | 3  | Assault<br>(homicide) . . . . . (*U01-U02,X85-Y09,Y87.1)   | 25                  | 10.3                          | 6.4                        |
| 8  | Legal intervention . . . . . (Y35,Y89.0)   | 1                   | 1.1                           | *                          | 4  | Diseases of heart . . . . . (I00-I09,I11,I13,I20-I51)  | 5                   | 2.1                           | *                          |
| 8  | Complications of medical and surgical<br>care . . . . . (Y40-Y84,Y88)  | 1                   | 1.1                           | *                          | 5  | Cerebrovascular diseases . . . . . (I60-I69)   | 3                   | 1.2                           | *                          |
| ...  | All other causes . . . . . (residual)  | 19                  | 20.4                          | *                          | 6  | Malignant neoplasms . . . . . (C00-C97)  | 2                   | 0.8                           | *                          |
| American Indian or Alaska Native,<br>both sexes, 5-9 years |  |                     |                               |                            | 6  | Congenital malformations, deformations and<br>chromosomal abnormalities . . . . . (Q00-Q99)                  | 2                   | 0.8                           | *                          |
| ...  | All causes . . . . .   | 46                  | 100.0                         | 12.2                       | 8  | In situ neoplasms, benign neoplasms and<br>neoplasms of uncertain or unknown<br>behavior . . . . . (D00-D48) | 1                   | 0.4                           | *                          |
| 1  | Accidents (unintentional<br>injuries) . . . . . (V01-X59,Y85-Y86)  | 20                  | 43.5                          | 5.3                        | 8  | Anemias . . . . . (D50-D64)  | 1                   | 0.4                           | *                          |
| 2  | Congenital malformations, deformations and<br>chromosomal abnormalities . . . . . (Q00-Q99)                  | 6                   | 13.0                          | *                          | 8  | Pneumonitis due to solids and liquids . . . . . (J69)  | 1                   | 0.4                           | *                          |
| 3  | In situ neoplasms, benign neoplasms and<br>neoplasms of uncertain or unknown<br>behavior . . . . . (D00-D48) | 3                   | 6.5                           | *                          | 8  | Pregnancy, childbirth and the<br>puerperium . . . . . (O00-O99)  | 1                   | 0.4                           | *                          |
| 3  | Assault<br>(homicide) . . . . . (*U01-U02,X85-Y09,Y87.1)   | 3                   | 6.5                           | *                          | ...  | All other causes . . . . . (residual)  | 21                  | 8.7                           | 5.3                        |
| 5  | Malignant neoplasms . . . . . (C00-C97)  | 2                   | 4.3                           | *                          |  |  |                     |                               |                            |
| 5  | Diseases of heart . . . . . (I00-I09,I11,I13,I20-I51)  | 2                   | 4.3                           | *                          |  |  |                     |                               |                            |
| 5  | Cerebrovascular diseases . . . . . (I60-I69)   | 2                   | 4.3                           | *                          |  |  |                     |                               |                            |
| 8  | Influenza and pneumonia . . . . . (J09-J18)  | 1                   | 2.2                           | *                          |  |  |                     |                               |                            |
| 8  | Chronic lower respiratory<br>diseases . . . . . (J40-J47)  | 1                   | 2.2                           | *                          |  |  |                     |                               |                            |
| ...  | All other causes . . . . . (residual)  | 6                   | 13.0                          | *                          |  |  |                     |                               |                            |

See footnotes at end of table.

**Table 1. Deaths, percentage of total deaths, and death rates for the 10 leading causes of death in selected age groups, by race and sex: United States, 2010—Con.**

[Rates are per 100,000 population in specified group. Data for races other than white and black should be interpreted with caution because of misreporting of race on death certificates; see Technical Notes. An asterisk (\*) preceding a cause-of-death code indicates that the code is not included in the *International Classification of Diseases, Tenth Revision* (ICD-10), Second Edition; see Technical Notes]

| Rank <sup>1</sup>  | Cause of death<br>(based on ICD-10, 2004),<br>race, sex, and age                            | Number <sup>2</sup> | Percent<br>of total<br>deaths | Death<br>rate <sup>2</sup> | Rank <sup>1</sup>  | Cause of death<br>(based on ICD-10, 2004),<br>race, sex, and age                   | Number <sup>2</sup> | Percent<br>of total<br>deaths | Death<br>rate <sup>2</sup> |
|--|---|---------------------|-------------------------------|----------------------------|--|--|---------------------|-------------------------------|----------------------------|
| American Indian or Alaska Native,<br>both sexes, 20–24 years |   |                     |                               |                            | American Indian or Alaska Native,<br>both sexes, 35–44 years |  |                     |                               |                            |
| ...  | All causes . . . . .  | 373                 | 100.0                         | 102.8                      | ...  | All causes . . . . .   | 1,163               | 100.0                         | 203.2                      |
| 1  | Accidents (unintentional<br>injuries) . . . . . (V01–X59,Y85–Y86)                           | 160                 | 42.9                          | 44.1                       | 1  | Accidents (unintentional<br>injuries) . . . . . (V01–X59,Y85–Y86)                  | 302                 | 26.0                          | 52.8                       |
| 2  | Intentional self-harm<br>(suicide) . . . . . (*U03,X60–X84,Y87.0)                           | 88                  | 23.6                          | 24.2                       | 2  | Chronic liver disease and<br>cirrhosis . . . . . (K70,K73–K74)                     | 171                 | 14.7                          | 29.9                       |
| 3  | Assault<br>(homicide) . . . . . (*U01–*U02,X85–Y09,Y87.1)                                   | 50                  | 13.4                          | 13.8                       | 3  | Diseases of heart . . . . . (I00–I09,I11,I13,I20–I51)                              | 145                 | 12.5                          | 25.3                       |
| 4  | Malignant neoplasms . . . . . (C00–C97)   | 12                  | 3.2                           | *                          | 4  | Malignant neoplasms . . . . . (C00–C97)  | 79                  | 6.8                           | 13.8                       |
| 5  | Diseases of heart . . . . . (I00–I09,I11,I13,I20–I51)                                       | 11                  | 2.9                           | *                          | 5  | Intentional self-harm<br>(suicide) . . . . . (*U03,X60–X84,Y87.0)                  | 75                  | 6.4                           | 13.1                       |
| 6  | Chronic liver disease and<br>cirrhosis . . . . . (K70,K73–K74)                              | 4                   | 1.1                           | *                          | 6  | Assault<br>(homicide) . . . . . (*U01–*U02,X85–Y09,Y87.1)                          | 48                  | 4.1                           | 8.4                        |
| 6  | Pregnancy, childbirth and the<br>puerperium . . . . . (O00–O99)                             | 4                   | 1.1                           | *                          | 7  | Diabetes mellitus . . . . . (E10–E14)  | 40                  | 3.4                           | 7.0                        |
| 6  | Legal intervention . . . . . (Y35,Y89.0)  | 4                   | 1.1                           | *                          | 8  | Influenza and pneumonia . . . . . (J09–J18)  | 19                  | 1.6                           | *                          |
| 9  | Septicemia . . . . . (A40–A41)  | 2                   | 0.5                           | *                          | 9  | Cerebrovascular diseases . . . . . (I60–I69)                                       | 15                  | 1.3                           | *                          |
| 9  | Essential hypertension and hypertensive renal<br>disease . . . . . (I10,I12,I15)            | 2                   | 0.5                           | *                          | 10   | Septicemia . . . . . (A40–A41)   | 14                  | 1.2                           | *                          |
| 9  | Influenza and pneumonia . . . . . (J09–J18)   | 2                   | 0.5                           | *                          | ...  | All other causes . . . . . (residual)  | 255                 | 21.9                          | 44.5                       |
| 9  | Chronic lower respiratory<br>diseases . . . . . (J40–J47)                                   | 2                   | 0.5                           | *                          | American Indian or Alaska Native,<br>both sexes, 45–54 years |  |                     |                               |                            |
| 9  | Nephritis, nephrotic syndrome and<br>nephrosis . . . . . (N00–N07,N17–N19,N25–N27)          | 2                   | 0.5                           | *                          | ...  | All causes . . . . .   | 2,203               | 100.0                         | 409.7                      |
| ...  | All other causes . . . . . (residual)   | 30                  | 8.0                           | 8.3                        | 1  | Malignant neoplasms . . . . . (C00–C97)  | 373                 | 16.9                          | 69.4                       |
| American Indian or Alaska Native,<br>both sexes, 25–34 years |   |                     |                               |                            | 2  | Diseases of heart . . . . . (I00–I09,I11,I13,I20–I51)                              | 362                 | 16.4                          | 67.3                       |
| ...  | All causes . . . . .  | 795                 | 100.0                         | 122.0                      | 3  | Accidents (unintentional<br>injuries) . . . . . (V01–X59,Y85–Y86)                  | 307                 | 13.9                          | 57.1                       |
| 1  | Accidents (unintentional<br>injuries) . . . . . (V01–X59,Y85–Y86)                           | 310                 | 39.0                          | 47.6                       | 4  | Chronic liver disease and<br>cirrhosis . . . . . (K70,K73–K74)                     | 264                 | 12.0                          | 49.1                       |
| 2  | Intentional self-harm<br>(suicide) . . . . . (*U03,X60–X84,Y87.0)                           | 100                 | 12.6                          | 15.3                       | 5  | Diabetes mellitus . . . . . (E10–E14)  | 122                 | 5.5                           | 22.7                       |
| 3  | Assault<br>(homicide) . . . . . (*U01–*U02,X85–Y09,Y87.1)                                   | 73                  | 9.2                           | 11.2                       | 6  | Intentional self-harm<br>(suicide) . . . . . (*U03,X60–X84,Y87.0)                  | 77                  | 3.5                           | 14.3                       |
| 4  | Chronic liver disease and<br>cirrhosis . . . . . (K70,K73–K74)                              | 48                  | 6.0                           | 7.4                        | 7  | Cerebrovascular diseases . . . . . (I60–I69)                                       | 60                  | 2.7                           | 11.2                       |
| 5  | Malignant neoplasms . . . . . (C00–C97)   | 45                  | 5.7                           | 6.9                        | 8  | Chronic lower respiratory<br>diseases . . . . . (J40–J47)                          | 43                  | 2.0                           | 8.0                        |
| 6  | Diseases of heart . . . . . (I00–I09,I11,I13,I20–I51)                                       | 38                  | 4.8                           | 5.8                        | 9  | Viral hepatitis . . . . . (B15–B19)  | 42                  | 1.9                           | 7.8                        |
| 7  | Human immunodeficiency virus (HIV)<br>disease . . . . . (B20–B24)                           | 9                   | 1.1                           | *                          | 10   | Influenza and pneumonia . . . . . (J09–J18)  | 36                  | 1.6                           | 6.7                        |
| 7  | Diabetes mellitus . . . . . (E10–E14)   | 9                   | 1.1                           | *                          | ...  | All other causes . . . . . (residual)  | 517                 | 23.5                          | 96.1                       |
| 7  | Congenital malformations, deformations and<br>chromosomal abnormalities . . . . . (Q00–Q99) | 9                   | 1.1                           | *                          | American Indian or Alaska Native,<br>both sexes, 55–64 years |  |                     |                               |                            |
| 10   | Influenza and pneumonia . . . . . (J09–J18)   | 7                   | 0.9                           | *                          | ...  | All causes . . . . .   | 2,704               | 100.0                         | 782.1                      |
| ...  | All other causes . . . . . (residual)   | 147                 | 18.5                          | 22.6                       | 1  | Malignant neoplasms . . . . . (C00–C97)  | 749                 | 27.7                          | 216.6                      |
| See footnotes at end of table.                               |   |                     |                               |                            | 2  | Diseases of heart . . . . . (I00–I09,I11,I13,I20–I51)                              | 522                 | 19.3                          | 151.0                      |
|  |   |                     |                               |                            | 3  | Diabetes mellitus . . . . . (E10–E14)  | 202                 | 7.5                           | 58.4                       |
|  |   |                     |                               |                            | 4  | Chronic liver disease and<br>cirrhosis . . . . . (K70,K73–K74)                     | 181                 | 6.7                           | 52.4                       |
|  |   |                     |                               |                            | 5  | Accidents (unintentional<br>injuries) . . . . . (V01–X59,Y85–Y86)                  | 179                 | 6.6                           | 51.8                       |
|  |   |                     |                               |                            | 6  | Chronic lower respiratory<br>diseases . . . . . (J40–J47)                          | 121                 | 4.5                           | 35.0                       |
|  |   |                     |                               |                            | 7  | Cerebrovascular diseases . . . . . (I60–I69)                                       | 77                  | 2.8                           | 22.3                       |
|  |   |                     |                               |                            | 8  | Nephritis, nephrotic syndrome and<br>nephrosis . . . . . (N00–N07,N17–N19,N25–N27) | 62                  | 2.3                           | 17.9                       |
|  |   |                     |                               |                            | 9  | Septicemia . . . . . (A40–A41)   | 50                  | 1.8                           | 14.5                       |
|  |   |                     |                               |                            | 10   | Influenza and pneumonia . . . . . (J09–J18)  | 40                  | 1.5                           | 11.6                       |
|  |   |                     |                               |                            | ...  | All other causes . . . . . (residual)  | 521                 | 19.3                          | 150.7                      |



**Table 1. Deaths, percentage of total deaths, and death rates for the 10 leading causes of death in selected age groups, by race and sex: United States, 2010—Con.**

[Rates are per 100,000 population in specified group. Data for races other than white and black should be interpreted with caution because of misreporting of race on death certificates; see Technical Notes. An asterisk (\*) preceding a cause-of-death code indicates that the code is not included in the *International Classification of Diseases, Tenth Revision* (ICD-10), Second Edition; see Technical Notes]

| Rank <sup>1</sup>  | Cause of death<br>(based on ICD-10, 2004),<br>race, sex, and age                  | Number <sup>2</sup> | Percent<br>of total<br>deaths | Death<br>rate <sup>2</sup> | Rank <sup>1</sup>  | Cause of death<br>(based on ICD-10, 2004),<br>race, sex, and age  | Number <sup>2</sup> | Percent<br>of total<br>deaths | Death<br>rate <sup>2</sup> |
|--|---|---------------------|-------------------------------|----------------------------|--|---|---------------------|-------------------------------|----------------------------|
| American Indian or Alaska Native,<br>both sexes, 65 years and over |   |                     |                               |                            | American Indian or Alaska Native,<br>both sexes, 85 years and over |   |                     |                               |                            |
| ...  | All causes  | 7,530               | 100.0                         | 2,950.5                    | ...  | All causes  | 2,042               | 100.0                         | 9,615.3                    |
| 1  | Diseases of heart . . . . .(I00–I09,I11,I13,I20–I51)                              | 1,697               | 22.5                          | 664.9                      | 1  | Diseases of heart . . . . .(I00–I09,I11,I13,I20–I51)  | 571                 | 28.0                          | 2,688.7                    |
| 2  | Malignant neoplasms . . . . .(C00–C97)  | 1,686               | 22.4                          | 660.6                      | 2  | Malignant neoplasms . . . . .(C00–C97)  | 250                 | 12.2                          | 1,177.2                    |
| 3  | Chronic lower respiratory<br>diseases . . . . .(J40–J47)                          | 515                 | 6.8                           | 201.8                      | 3  | Cerebrovascular diseases . . . . .(I60–I69)   | 140                 | 6.9                           | 659.2                      |
| 4  | Diabetes mellitus . . . . .(E10–E14)  | 483                 | 6.4                           | 189.3                      | 4  | Alzheimer's disease . . . . .(G30)  | 130                 | 6.4                           | 612.1                      |
| 5  | Cerebrovascular diseases . . . . .(I60–I69)                                       | 393                 | 5.2                           | 154.0                      | 5  | Chronic lower respiratory<br>diseases . . . . .(J40–J47)  | 116                 | 5.7                           | 546.2                      |
| 6  | Alzheimer's disease . . . . .(G30)  | 261                 | 3.5                           | 102.3                      | 6  | Influenza and pneumonia . . . . .(J09–J18)  | 88                  | 4.3                           | 414.4                      |
| 7  | Nephritis, nephrotic syndrome and<br>nephrosis . . . . .(N00–N07,N17–N19,N25–N27) | 230                 | 3.1                           | 90.1                       | 7  | Diabetes mellitus . . . . .(E10–E14)  | 86                  | 4.2                           | 405.0                      |
| 8  | Accidents (unintentional<br>injuries) . . . . .(V01–X59,Y85–Y86)                  | 229                 | 3.0                           | 89.7                       | 8  | Nephritis, nephrotic syndrome and<br>nephrosis . . . . .(N00–N07,N17–N19,N25–N27)                           | 69                  | 3.4                           | 324.9                      |
| 9  | Influenza and pneumonia . . . . .(J09–J18)  | 210                 | 2.8                           | 82.3                       | 9  | Accidents (unintentional<br>injuries) . . . . .(V01–X59,Y85–Y86)  | 56                  | 2.7                           | 263.7                      |
| 10   | Septicemia . . . . .(A40–A41)   | 137                 | 1.8                           | 53.7                       | 10   | Septicemia . . . . .(A40–A41)   | 38                  | 1.9                           | 178.9                      |
| ...  | All other causes . . . . .(residual)  | 1,689               | 22.4                          | 661.8                      | ...  | All other causes . . . . .(residual)  | 498                 | 24.4                          | 2,345.0                    |
| American Indian or Alaska Native,<br>both sexes, 65–74 years       |   |                     |                               |                            | American Indian or Alaska Native,<br>male, all ages <sup>3</sup>   |   |                     |                               |                            |
| ...  | All causes  | 2,803               | 100.0                         | 1,709.9                    | ...  | All causes  | 8,516               | 100.0                         | 397.5                      |
| 1  | Malignant neoplasms . . . . .(C00–C97)  | 835                 | 29.8                          | 509.4                      | 1  | Diseases of heart . . . . .(I00–I09,I11,I13,I20–I51)  | 1,608               | 18.9                          | 75.0                       |
| 2  | Diseases of heart . . . . .(I00–I09,I11,I13,I20–I51)                              | 542                 | 19.3                          | 330.6                      | 2  | Malignant neoplasms . . . . .(C00–C97)  | 1,588               | 18.6                          | 74.1                       |
| 3  | Chronic lower respiratory<br>diseases . . . . .(J40–J47)                          | 205                 | 7.3                           | 125.1                      | 3  | Accidents (unintentional<br>injuries) . . . . .(V01–X59,Y85–Y86)  | 1,150               | 13.5                          | 53.7                       |
| 4  | Diabetes mellitus . . . . .(E10–E14)  | 201                 | 7.2                           | 122.6                      | 4  | Diabetes mellitus . . . . .(E10–E14)  | 432                 | 5.1                           | 20.2                       |
| 5  | Cerebrovascular diseases . . . . .(I60–I69)                                       | 104                 | 3.7                           | 63.4                       | 5  | Chronic liver disease and<br>cirrhosis . . . . .(K70,K73–K74)   | 429                 | 5.0                           | 20.0                       |
| 6  | Accidents (unintentional<br>injuries) . . . . .(V01–X59,Y85–Y86)                  | 99                  | 3.5                           | 60.4                       | 6  | Chronic lower respiratory<br>diseases . . . . .(J40–J47)  | 349                 | 4.1                           | 16.3                       |
| 7  | Chronic liver disease and<br>cirrhosis . . . . .(K70,K73–K74)                     | 83                  | 3.0                           | 50.6                       | 7  | Intentional self-harm<br>(suicide) . . . . .(*U03,X60–X84,Y87.0)  | 344                 | 4.0                           | 16.1                       |
| 8  | Nephritis, nephrotic syndrome and<br>nephrosis . . . . .(N00–N07,N17–N19,N25–N27) | 72                  | 2.6                           | 43.9                       | 8  | Cerebrovascular diseases . . . . .(I60–I69)   | 258                 | 3.0                           | 12.0                       |
| 9  | Septicemia . . . . .(A40–A41)   | 55                  | 2.0                           | 33.6                       | 9  | Assault<br>(homicide) . . . . .(*U01–*U02,X85–Y09,Y87.1)  | 204                 | 2.4                           | 9.5                        |
| 10   | Influenza and pneumonia . . . . .(J09–J18)  | 50                  | 1.8                           | 30.5                       | 10   | Influenza and pneumonia . . . . .(J09–J18)  | 172                 | 2.0                           | 8.0                        |
| ...  | All other causes . . . . .(residual)  | 557                 | 19.9                          | 339.8                      | ...  | All other causes . . . . .(residual)  | 1,982               | 23.3                          | 92.5                       |
| American Indian or Alaska Native,<br>both sexes, 75–84 years       |   |                     |                               |                            | American Indian or Alaska Native,<br>male, 1–4 years               |   |                     |                               |                            |
| ...  | All causes  | 2,685               | 100.0                         | 3,833.0                    | ...  | All causes  | 55                  | 100.0                         | 34.3                       |
| 1  | Malignant neoplasms . . . . .(C00–C97)  | 601                 | 22.4                          | 858.0                      | 1  | Accidents (unintentional<br>injuries) . . . . .(V01–X59,Y85–Y86)  | 19                  | 34.5                          | *                          |
| 2  | Diseases of heart . . . . .(I00–I09,I11,I13,I20–I51)                              | 584                 | 21.8                          | 833.7                      | 2  | Assault<br>(homicide) . . . . .(*U01–*U02,X85–Y09,Y87.1)  | 7                   | 12.7                          | *                          |
| 3  | Diabetes mellitus . . . . .(E10–E14)  | 196                 | 7.3                           | 279.8                      | 3  | Congenital malformations, deformations and<br>chromosomal abnormalities . . . . .(Q00–Q99)                  | 6                   | 10.9                          | *                          |
| 4  | Chronic lower respiratory<br>diseases . . . . .(J40–J47)                          | 194                 | 7.2                           | 276.9                      | 4  | Malignant neoplasms . . . . .(C00–C97)  | 4                   | 7.3                           | *                          |
| 5  | Cerebrovascular diseases . . . . .(I60–I69)                                       | 149                 | 5.5                           | 212.7                      | 5  | Diseases of heart . . . . .(I00–I09,I11,I13,I20–I51)  | 3                   | 5.5                           | *                          |
| 6  | Alzheimer's disease . . . . .(G30)  | 99                  | 3.7                           | 141.3                      | 6  | Septicemia . . . . .(A40–A41)   | 1                   | 1.8                           | *                          |
| 7  | Nephritis, nephrotic syndrome and<br>nephrosis . . . . .(N00–N07,N17–N19,N25–N27) | 89                  | 3.3                           | 127.1                      | 6  | In situ neoplasms, benign neoplasms and<br>neoplasms of uncertain or unknown<br>behavior . . . . .(D00–D48) | 1                   | 1.8                           | *                          |
| 8  | Accidents (unintentional<br>injuries) . . . . .(V01–X59,Y85–Y86)                  | 74                  | 2.8                           | 105.6                      | 6  | Chronic lower respiratory<br>diseases . . . . .(J40–J47)  | 1                   | 1.8                           | *                          |
| 9  | Influenza and pneumonia . . . . .(J09–J18)  | 72                  | 2.7                           | 102.8                      | 6  | Certain conditions originating in the perinatal<br>period . . . . .(P00–P96)                                | 1                   | 1.8                           | *                          |
| 10   | Septicemia . . . . .(A40–A41)   | 44                  | 1.6                           | 62.8                       | 6  | Complications of medical and surgical<br>care . . . . .(Y40–Y84,Y88)  | 1                   | 1.8                           | *                          |
| ...  | All other causes . . . . .(residual)  | 583                 | 21.7                          | 832.3                      | ...  | All other causes . . . . .(residual)  | 11                  | 20.0                          | *                          |

See footnotes at end of table.

**Table 1. Deaths, percentage of total deaths, and death rates for the 10 leading causes of death in selected age groups, by race and sex: United States, 2010—Con.**

[Rates are per 100,000 population in specified group. Data for races other than white and black should be interpreted with caution because of misreporting of race on death certificates; see Technical Notes. An asterisk (\*) preceding a cause-of-death code indicates that the code is not included in the *International Classification of Diseases, Tenth Revision* (ICD-10), Second Edition; see Technical Notes]

| Rank <sup>1</sup>                                      | Cause of death<br>(based on ICD-10, 2004),<br>race, sex, and age   | Number <sup>2</sup> | Percent<br>of total<br>deaths | Death<br>rate <sup>2</sup> | Rank <sup>1</sup>                                      | Cause of death<br>(based on ICD-10, 2004),<br>race, sex, and age                            | Number <sup>2</sup> | Percent<br>of total<br>deaths | Death<br>rate <sup>2</sup> |
|--|--|---------------------|-------------------------------|----------------------------|--|---|---------------------|-------------------------------|----------------------------|
| American Indian or Alaska Native,<br>male, 5–9 years   |  |                     |                               |                            | American Indian or Alaska Native,<br>male, 20–24 years |   |                     |                               |                            |
| ...  | All causes . . . . .   | 29                  | 100.0                         | 15.2                       | ...  | All causes . . . . .  | 280                 | 100.0                         | 147.5                      |
| 1  | Accidents (unintentional<br>injuries) . . . . . (V01–X59, Y85–Y86)   | 14                  | 48.3                          | *                          | 1  | Accidents (unintentional<br>injuries) . . . . . (V01–X59, Y85–Y86)                          | 120                 | 42.9                          | 63.2                       |
| 2  | Congenital malformations, deformations and<br>chromosomal abnormalities . . . . . (Q00–Q99)                  | 3                   | 10.3                          | *                          | 2  | Intentional self-harm<br>(suicide) . . . . . (*U03, X60–X84, Y87.0)                         | 71                  | 25.4                          | 37.4                       |
| 3  | Malignant neoplasms . . . . . (C00–C97)  | 2                   | 6.9                           | *                          | 3  | Assault<br>(homicide) . . . . . (*U01–*U02, X85–Y09, Y87.1)                                 | 45                  | 16.1                          | 23.7                       |
| 3  | Cerebrovascular diseases . . . . . (I60–I69)   | 2                   | 6.9                           | *                          | 4  | Malignant neoplasms . . . . . (C00–C97)   | 7                   | 2.5                           | *                          |
| 5  | In situ neoplasms, benign neoplasms and<br>neoplasms of uncertain or unknown<br>behavior . . . . . (D00–D48) | 1                   | 3.4                           | *                          | 4  | Diseases of heart . . . . . (I00–I09, I11, I13, I20–I51)                                    | 7                   | 2.5                           | *                          |
| 5  | Influenza and pneumonia . . . . . (J09–J18)  | 1                   | 3.4                           | *                          | 6  | Legal intervention . . . . . (Y35, Y89.0)   | 4                   | 1.4                           | *                          |
| 5  | Chronic lower respiratory<br>diseases . . . . . (J40–J47)  | 1                   | 3.4                           | *                          | 7  | Chronic liver disease and<br>cirrhosis . . . . . (K70, K73–K74)                             | 2                   | 0.7                           | *                          |
| 5  | Assault<br>(homicide) . . . . . (*U01–*U02, X85–Y09, Y87.1)  | 1                   | 3.4                           | *                          | 8  | Septicemia . . . . . (A40–A41)  | 1                   | 0.4                           | *                          |
| ...  | All other causes . . . . . (residual)  | 4                   | 13.8                          | *                          | 8  | Diabetes mellitus . . . . . (E10–E14)   | 1                   | 0.4                           | *                          |
| American Indian or Alaska Native,<br>male, 10–14 years |  |                     |                               |                            | American Indian or Alaska Native,<br>male, 25–34 years |   |                     |                               |                            |
| ...  | All causes . . . . .   | 40                  | 100.0                         | 21.1                       | ...  | All causes . . . . .  | 525                 | 100.0                         | 156.2                      |
| 1  | Accidents (unintentional<br>injuries) . . . . . (V01–X59, Y85–Y86)   | 21                  | 52.5                          | 11.1                       | 1  | Accidents (unintentional<br>injuries) . . . . . (V01–X59, Y85–Y86)                          | 199                 | 37.9                          | 59.2                       |
| 2  | Intentional self-harm<br>(suicide) . . . . . (*U03, X60–X84, Y87.0)  | 8                   | 20.0                          | *                          | 2  | Intentional self-harm<br>(suicide) . . . . . (*U03, X60–X84, Y87.0)                         | 80                  | 15.2                          | 23.8                       |
| 3  | Malignant neoplasms . . . . . (C00–C97)  | 2                   | 5.0                           | *                          | 3  | Assault<br>(homicide) . . . . . (*U01–*U02, X85–Y09, Y87.1)                                 | 59                  | 11.2                          | 17.6                       |
| 4  | Septicemia . . . . . (A40–A41)   | 1                   | 2.5                           | *                          | 4  | Malignant neoplasms . . . . . (C00–C97)   | 25                  | 4.8                           | 7.4                        |
| 4  | Congenital malformations, deformations and<br>chromosomal abnormalities . . . . . (Q00–Q99)                  | 1                   | 2.5                           | *                          | 5  | Diseases of heart . . . . . (I00–I09, I11, I13, I20–I51)                                    | 24                  | 4.6                           | 7.1                        |
| ...  | All other causes . . . . . (residual)  | 7                   | 17.5                          | *                          | 5  | Chronic liver disease and<br>cirrhosis . . . . . (K70, K73–K74)                             | 24                  | 4.6                           | 7.1                        |
| American Indian or Alaska Native,<br>male, 15–19 years |  |                     |                               |                            | American Indian or Alaska Native,<br>male, 35–44 years |   |                     |                               |                            |
| ...  | All causes . . . . .   | 176                 | 100.0                         | 87.1                       | ...  | All causes . . . . .  | 342                 | 100.0                         | 133.8                      |
| 1  | Accidents (unintentional<br>injuries) . . . . . (V01–X59, Y85–Y86)   | 81                  | 46.0                          | 40.1                       | 1  | Accidents (unintentional<br>injuries) . . . . . (V01–X59, Y85–Y86)                          | 145                 | 42.4                          | 53.8                       |
| 2  | Intentional self-harm<br>(suicide) . . . . . (*U03, X60–X84, Y87.0)  | 49                  | 27.8                          | 24.3                       | 2  | Intentional self-harm<br>(suicide) . . . . . (*U03, X60–X84, Y87.0)                         | 80                  | 23.4                          | 31.7                       |
| 3  | Assault<br>(homicide) . . . . . (*U01–*U02, X85–Y09, Y87.1)  | 24                  | 13.6                          | 11.9                       | 3  | Assault<br>(homicide) . . . . . (*U01–*U02, X85–Y09, Y87.1)                                 | 59                  | 17.2                          | 22.4                       |
| 4  | Diseases of heart . . . . . (I00–I09, I11, I13, I20–I51)   | 4                   | 2.3                           | *                          | 4  | Malignant neoplasms . . . . . (C00–C97)   | 25                  | 7.3                           | 9.3                        |
| 5  | Cerebrovascular diseases . . . . . (I60–I69)   | 2                   | 1.1                           | *                          | 5  | Diseases of heart . . . . . (I00–I09, I11, I13, I20–I51)                                    | 24                  | 7.0                           | 8.9                        |
| 5  | Congenital malformations, deformations and<br>chromosomal abnormalities . . . . . (Q00–Q99)                  | 2                   | 1.1                           | *                          | 5  | Chronic liver disease and<br>cirrhosis . . . . . (K70, K73–K74)                             | 24                  | 7.0                           | 8.9                        |
| 7  | Malignant neoplasms . . . . . (C00–C97)  | 1                   | 0.6                           | *                          | 7  | Human immunodeficiency virus (HIV)<br>disease . . . . . (B20–B24)                           | 9                   | 2.6                           | 3.3                        |
| 7  | In situ neoplasms, benign neoplasms and<br>neoplasms of uncertain or unknown<br>behavior . . . . . (D00–D48) | 1                   | 0.6                           | *                          | 8  | Congenital malformations, deformations and<br>chromosomal abnormalities . . . . . (Q00–Q99) | 7                   | 2.0                           | 2.6                        |
| 7  | Pneumonitis due to solids and liquids . . . . . (J69)  | 1                   | 0.6                           | *                          | 9  | Diabetes mellitus . . . . . (E10–E14)   | 4                   | 1.2                           | 1.5                        |
| ...  | All other causes . . . . . (residual)  | 11                  | 6.3                           | *                          | 9  | Cerebrovascular diseases . . . . . (I60–I69)  | 4                   | 1.2                           | 1.5                        |
| American Indian or Alaska Native,<br>male, 45–54 years |  |                     |                               |                            | American Indian or Alaska Native,<br>male, 55–64 years |   |                     |                               |                            |
| ...  | All causes . . . . .   | 149                 | 100.0                         | 59.5                       | ...  | All causes . . . . .  | 119                 | 100.0                         | 50.5                       |
| 1  | Accidents (unintentional<br>injuries) . . . . . (V01–X59, Y85–Y86)   | 61                  | 40.9                          | 25.4                       | 1  | Accidents (unintentional<br>injuries) . . . . . (V01–X59, Y85–Y86)                          | 57                  | 47.9                          | 21.2                       |
| 2  | Intentional self-harm<br>(suicide) . . . . . (*U03, X60–X84, Y87.0)  | 49                  | 32.9                          | 24.3                       | 2  | Intentional self-harm<br>(suicide) . . . . . (*U03, X60–X84, Y87.0)                         | 37                  | 31.1                          | 13.4                       |
| 3  | Assault<br>(homicide) . . . . . (*U01–*U02, X85–Y09, Y87.1)  | 24                  | 16.1                          | 11.9                       | 3  | Assault<br>(homicide) . . . . . (*U01–*U02, X85–Y09, Y87.1)                                 | 20                  | 16.8                          | 7.5                        |
| 4  | Diseases of heart . . . . . (I00–I09, I11, I13, I20–I51)   | 4                   | 2.7                           | *                          | 4  | Malignant neoplasms . . . . . (C00–C97)   | 11                  | 9.2                           | 4.1                        |
| 5  | Cerebrovascular diseases . . . . . (I60–I69)   | 2                   | 1.3                           | *                          | 5  | Diseases of heart . . . . . (I00–I09, I11, I13, I20–I51)                                    | 11                  | 9.2                           | 4.1                        |
| 5  | Congenital malformations, deformations and<br>chromosomal abnormalities . . . . . (Q00–Q99)                  | 2                   | 1.3                           | *                          | 5  | Chronic liver disease and<br>cirrhosis . . . . . (K70, K73–K74)                             | 11                  | 9.2                           | 4.1                        |
| 7  | Malignant neoplasms . . . . . (C00–C97)  | 1                   | 0.7                           | *                          | 7  | Human immunodeficiency virus (HIV)<br>disease . . . . . (B20–B24)                           | 9                   | 7.6                           | 3.3                        |
| 7  | In situ neoplasms, benign neoplasms and<br>neoplasms of uncertain or unknown<br>behavior . . . . . (D00–D48) | 1                   | 0.7                           | *                          | 8  | Congenital malformations, deformations and<br>chromosomal abnormalities . . . . . (Q00–Q99) | 7                   | 5.9                           | 2.6                        |
| 7  | Pneumonitis due to solids and liquids . . . . . (J69)  | 1                   | 0.7                           | *                          | 9  | Diabetes mellitus . . . . . (E10–E14)   | 4                   | 3.4                           | 1.5                        |
| ...  | All other causes . . . . . (residual)  | 11                  | 7.4                           | *                          | 9  | Cerebrovascular diseases . . . . . (I60–I69)  | 4                   | 3.4                           | 1.5                        |
| American Indian or Alaska Native,<br>male, 65–74 years |  |                     |                               |                            | American Indian or Alaska Native,<br>male, 75–84 years |   |                     |                               |                            |
| ...  | All causes . . . . .   | 107                 | 100.0                         | 40.5                       | ...  | All causes . . . . .  | 102                 | 100.0                         | 45.2                       |
| 1  | Accidents (unintentional<br>injuries) . . . . . (V01–X59, Y85–Y86)   | 47                  | 43.9                          | 15.1                       | 1  | Accidents (unintentional<br>injuries) . . . . . (V01–X59, Y85–Y86)                          | 50                  | 49.0                          | 17.6                       |
| 2  | Intentional self-harm<br>(suicide) . . . . . (*U03, X60–X84, Y87.0)  | 49                  | 45.8                          | 17.6                       | 2  | Intentional self-harm<br>(suicide) . . . . . (*U03, X60–X84, Y87.0)                         | 37                  | 36.3                          | 13.4                       |
| 3  | Assault<br>(homicide) . . . . . (*U01–*U02, X85–Y09, Y87.1)  | 24                  | 22.4                          | 8.5                        | 3  | Assault<br>(homicide) . . . . . (*U01–*U02, X85–Y09, Y87.1)                                 | 20                  | 19.6                          | 7.3                        |
| 4  | Diseases of heart . . . . . (I00–I09, I11, I13, I20–I51)   | 4                   | 3.7                           | *                          | 4  | Malignant neoplasms . . . . . (C00–C97)   | 11                  | 10.8                          | 4.1                        |
| 5  | Cerebrovascular diseases . . . . . (I60–I69)   | 2                   | 1.9                           | *                          | 5  | Diseases of heart . . . . . (I00–I09, I11, I13, I20–I51)                                    | 11                  | 10.8                          | 4.1                        |
| 5  | Congenital malformations, deformations and<br>chromosomal abnormalities . . . . . (Q00–Q99)                  | 2                   | 1.9                           | *                          | 5  | Chronic liver disease and<br>cirrhosis . . . . . (K70, K73–K74)                             | 11                  | 10.8                          | 4.1                        |
| 7  | Malignant neoplasms . . . . . (C00–C97)  | 1                   | 0.9                           | *                          | 7  | Human immunodeficiency virus (HIV)<br>disease . . . . . (B20–B24)                           | 9                   | 8.8                           | 3.3                        |
| 7  | In situ neoplasms, benign neoplasms and<br>neoplasms of uncertain or unknown<br>behavior . . . . . (D00–D48) | 1                   | 0.9                           | *                          | 8  | Congenital malformations, deformations and<br>chromosomal abnormalities . . . . . (Q00–Q99) | 7                   | 6.9                           | 2.6                        |
| 7  | Pneumonitis due to solids and liquids . . . . . (J69)  | 1                   | 0.9                           | *                          | 9  | Diabetes mellitus . . . . . (E10–E14)   | 4                   | 3.9                           | 1.5                        |
| ...  | All other causes . . . . . (residual)  | 11                  | 10.3                          | *                          | 9  | Cerebrovascular diseases . . . . . (I60–I69)  | 4                   | 3.9                           | 1.5                        |

See footnotes at end of table.

**Table 1. Deaths, percentage of total deaths, and death rates for the 10 leading causes of death in selected age groups, by race and sex: United States, 2010—Con.**

[Rates are per 100,000 population in specified group. Data for races other than white and black should be interpreted with caution because of misreporting of race on death certificates; see Technical Notes. An asterisk (\*) preceding a cause-of-death code indicates that the code is not included in the *International Classification of Diseases, Tenth Revision* (ICD-10), Second Edition; see Technical Notes]

| Rank <sup>1</sup>                                      | Cause of death<br>(based on ICD-10, 2004),<br>race, sex, and age                   | Number <sup>2</sup> | Percent<br>of total<br>deaths | Death<br>rate <sup>2</sup> | Rank <sup>1</sup>  | Cause of death<br>(based on ICD-10, 2004),<br>race, sex, and age                   | Number <sup>2</sup> | Percent<br>of total<br>deaths | Death<br>rate <sup>2</sup> |
|--|--|---------------------|-------------------------------|----------------------------|--|--|---------------------|-------------------------------|----------------------------|
| American Indian or Alaska Native,<br>male, 35–44 years |  |                     |                               |                            | American Indian or Alaska Native,<br>male, 65 years and over |  |                     |                               |                            |
| ...  | All causes   | 749                 | 100.0                         | 258.2                      | ...  | All causes   | 3,548               | 100.0                         | 3,143.9                    |
| 1  | Accidents (unintentional<br>injuries) . . . . . (V01–X59,Y85–Y86)                  | 205                 | 27.4                          | 70.7                       | 1  | Malignant neoplasms . . . . . (C00–C97)  | 905                 | 25.5                          | 801.9                      |
| 2  | Diseases of heart . . . . . (I00–I09,I11,I13,I20–I51)                              | 110                 | 14.7                          | 37.9                       | 2  | Diseases of heart . . . . . (I00–I09,I11,I13,I20–I51)                              | 834                 | 23.5                          | 739.0                      |
| 3  | Chronic liver disease and<br>cirrhosis . . . . . (K70,K73–K74)                     | 99                  | 13.2                          | 34.1                       | 3  | Chronic lower respiratory<br>diseases . . . . . (J40–J47)                          | 248                 | 7.0                           | 219.8                      |
| 4  | Intentional self-harm<br>(suicide) . . . . . (*U03,X60–X84,Y87.0)                  | 51                  | 6.8                           | 17.6                       | 4  | Diabetes mellitus . . . . . (E10–E14)  | 212                 | 6.0                           | 187.9                      |
| 5  | Malignant neoplasms . . . . . (C00–C97)  | 39                  | 5.2                           | 13.4                       | 5  | Cerebrovascular diseases . . . . . (I60–I69)                                       | 172                 | 4.8                           | 152.4                      |
| 6  | Assault<br>(homicide) . . . . . (*U01–*U02,X85–Y09,Y87.1)                          | 34                  | 4.5                           | 11.7                       | 6  | Accidents (unintentional<br>injuries) . . . . . (V01–X59,Y85–Y86)                  | 134                 | 3.8                           | 118.7                      |
| 7  | Diabetes mellitus . . . . . (E10–E14)  | 23                  | 3.1                           | 7.9                        | 7  | Influenza and pneumonia . . . . . (J09–J18)  | 96                  | 2.7                           | 85.1                       |
| 8  | Influenza and pneumonia . . . . . (J09–J18)  | 15                  | 2.0                           | *                          | 8  | Alzheimer's disease . . . . . (G30)  | 89                  | 2.5                           | 78.9                       |
| 9  | Septicemia . . . . . (A40–A41)   | 9                   | 1.2                           | *                          | 9  | Nephritis, nephrotic syndrome and<br>nephrosis . . . . . (N00–N07,N17–N19,N25–N27) | 88                  | 2.5                           | 78.0                       |
| 9  | Nephritis, nephrotic syndrome and<br>nephrosis . . . . . (N00–N07,N17–N19,N25–N27) | 9                   | 1.2                           | *                          | 10   | Chronic liver disease and<br>cirrhosis . . . . . (K70,K73–K74)                     | 60                  | 1.7                           | 53.2                       |
| ...  | All other causes . . . . . (residual)  | 155                 | 20.7                          | 53.4                       | ...  | All other causes . . . . . (residual)  | 710                 | 20.0                          | 629.1                      |
| American Indian or Alaska Native,<br>male, 45–54 years |  |                     |                               |                            | American Indian or Alaska Native,<br>male, 65–74 years       |  |                     |                               |                            |
| ...  | All causes   | 1,311               | 100.0                         | 496.1                      | ...  | All causes   | 1,507               | 100.0                         | 1,971.0                    |
| 1  | Diseases of heart . . . . . (I00–I09,I11,I13,I20–I51)                              | 259                 | 19.8                          | 98.0                       | 1  | Malignant neoplasms . . . . . (C00–C97)  | 457                 | 30.3                          | 597.7                      |
| 2  | Accidents (unintentional<br>injuries) . . . . . (V01–X59,Y85–Y86)                  | 213                 | 16.2                          | 80.6                       | 2  | Diseases of heart . . . . . (I00–I09,I11,I13,I20–I51)                              | 325                 | 21.6                          | 425.1                      |
| 3  | Malignant neoplasms . . . . . (C00–C97)  | 185                 | 14.1                          | 70.0                       | 3  | Chronic lower respiratory<br>diseases . . . . . (J40–J47)                          | 108                 | 7.2                           | 141.3                      |
| 4  | Chronic liver disease and<br>cirrhosis . . . . . (K70,K73–K74)                     | 137                 | 10.5                          | 51.8                       | 4  | Diabetes mellitus . . . . . (E10–E14)  | 102                 | 6.8                           | 133.4                      |
| 5  | Diabetes mellitus . . . . . (E10–E14)  | 77                  | 5.9                           | 29.1                       | 5  | Accidents (unintentional<br>injuries) . . . . . (V01–X59,Y85–Y86)                  | 65                  | 4.3                           | 85.0                       |
| 6  | Intentional self-harm<br>(suicide) . . . . . (*U03,X60–X84,Y87.0)                  | 54                  | 4.1                           | 20.4                       | 6  | Cerebrovascular diseases . . . . . (I60–I69)                                       | 52                  | 3.5                           | 68.0                       |
| 7  | Cerebrovascular diseases . . . . . (I60–I69)                                       | 31                  | 2.4                           | 11.7                       | 7  | Chronic liver disease and<br>cirrhosis . . . . . (K70,K73–K74)                     | 44                  | 2.9                           | 57.5                       |
| 8  | Influenza and pneumonia . . . . . (J09–J18)  | 28                  | 2.1                           | 10.6                       | 8  | Influenza and pneumonia . . . . . (J09–J18)  | 27                  | 1.8                           | 35.3                       |
| 9  | Viral hepatitis . . . . . (B15–B19)  | 27                  | 2.1                           | 10.2                       | 8  | Nephritis, nephrotic syndrome and<br>nephrosis . . . . . (N00–N07,N17–N19,N25–N27) | 27                  | 1.8                           | 35.3                       |
| 10   | Human immunodeficiency virus (HIV)<br>disease . . . . . (B20–B24)                  | 24                  | 1.8                           | 9.1                        | 10   | Septicemia . . . . . (A40–A41)   | 26                  | 1.7                           | 34.0                       |
| ...  | All other causes . . . . . (residual)  | 276                 | 21.1                          | 104.4                      | ...  | All other causes . . . . . (residual)  | 274                 | 18.2                          | 358.4                      |
| American Indian or Alaska Native,<br>male, 55–64 years |  |                     |                               |                            | American Indian or Alaska Native,<br>male, 75–84 years       |  |                     |                               |                            |
| ...  | All causes   | 1,590               | 100.0                         | 951.2                      | ...  | All causes   | 1,298               | 100.0                         | 4,451.8                    |
| 1  | Malignant neoplasms . . . . . (C00–C97)  | 417                 | 26.2                          | 249.5                      | 1  | Malignant neoplasms . . . . . (C00–C97)  | 322                 | 24.8                          | 1,104.4                    |
| 2  | Diseases of heart . . . . . (I00–I09,I11,I13,I20–I51)                              | 363                 | 22.8                          | 217.2                      | 2  | Diseases of heart . . . . . (I00–I09,I11,I13,I20–I51)                              | 304                 | 23.4                          | 1,042.6                    |
| 3  | Accidents (unintentional<br>injuries) . . . . . (V01–X59,Y85–Y86)                  | 128                 | 8.1                           | 76.6                       | 3  | Chronic lower respiratory<br>diseases . . . . . (J40–J47)                          | 93                  | 7.2                           | 319.0                      |
| 4  | Diabetes mellitus . . . . . (E10–E14)  | 115                 | 7.2                           | 68.8                       | 4  | Cerebrovascular diseases . . . . . (I60–I69)                                       | 78                  | 6.0                           | 267.5                      |
| 5  | Chronic liver disease and<br>cirrhosis . . . . . (K70,K73–K74)                     | 107                 | 6.7                           | 64.0                       | 5  | Diabetes mellitus . . . . . (E10–E14)  | 76                  | 5.9                           | 260.7                      |
| 6  | Chronic lower respiratory<br>diseases . . . . . (J40–J47)                          | 63                  | 4.0                           | 37.7                       | 6  | Accidents (unintentional<br>injuries) . . . . . (V01–X59,Y85–Y86)                  | 43                  | 3.3                           | 147.5                      |
| 7  | Nephritis, nephrotic syndrome and<br>nephrosis . . . . . (N00–N07,N17–N19,N25–N27) | 39                  | 2.5                           | 23.3                       | 7  | Alzheimer's disease . . . . . (G30)  | 41                  | 3.2                           | 140.6                      |
| 8  | Cerebrovascular diseases . . . . . (I60–I69)                                       | 37                  | 2.3                           | 22.1                       | 8  | Nephritis, nephrotic syndrome and<br>nephrosis . . . . . (N00–N07,N17–N19,N25–N27) | 34                  | 2.6                           | 116.6                      |
| 9  | Influenza and pneumonia . . . . . (J09–J18)  | 23                  | 1.4                           | 13.8                       | 9  | Influenza and pneumonia . . . . . (J09–J18)  | 29                  | 2.2                           | 99.5                       |
| 9  | Intentional self-harm<br>(suicide) . . . . . (*U03,X60–X84,Y87.0)                  | 23                  | 1.4                           | 13.8                       | 10   | Septicemia . . . . . (A40–A41)   | 23                  | 1.8                           | 78.9                       |
| ...  | All other causes . . . . . (residual)  | 275                 | 17.3                          | 164.5                      | 10   | Parkinson's disease . . . . . (G20–G21)  | 23                  | 1.8                           | 78.9                       |
|  |  |                     |                               |                            | ...  | All other causes . . . . . (residual)  | 232                 | 17.9                          | 795.7                      |

See footnotes at end of table.

**Table 1. Deaths, percentage of total deaths, and death rates for the 10 leading causes of death in selected age groups, by race and sex: United States, 2010—Con.**

[Rates are per 100,000 population in specified group. Data for races other than white and black should be interpreted with caution because of misreporting of race on death certificates; see Technical Notes. An asterisk (\*) preceding a cause-of-death code indicates that the code is not included in the *International Classification of Diseases, Tenth Revision* (ICD-10), Second Edition; see Technical Notes]

| Rank <sup>1</sup>  | Cause of death<br>(based on ICD-10, 2004),<br>race, sex, and age                  | Number <sup>2</sup> | Percent<br>of total<br>deaths | Death<br>rate <sup>2</sup> | Rank <sup>1</sup>  | Cause of death<br>(based on ICD-10, 2004),<br>race, sex, and age  | Number <sup>2</sup> | Percent<br>of total<br>deaths | Death<br>rate <sup>2</sup> |
|--|---|---------------------|-------------------------------|----------------------------|--|---|---------------------|-------------------------------|----------------------------|
| American Indian or Alaska Native,<br>male, 85 years and over       |   |                     |                               |                            | American Indian or Alaska Native,<br>female, 1–4 years   |   |                     |                               |                            |
| ...  | All causes  | 743                 | 100.0                         | 10,268.1                   | ...  | All causes  | 38                  | 100.0                         | 24.4                       |
| 1  | Diseases of heart . . . . .(I00–I09,I11,I13,I20–I51)                              | 205                 | 27.6                          | 2,833.1                    | 1  | Accidents (unintentional<br>injuries) . . . . .(V01–X59,Y85–Y86)  | 12                  | 31.6                          | *                          |
| 2  | Malignant neoplasms . . . . .(C00–C97)  | 126                 | 17.0                          | 1,741.3                    | 2  | Congenital malformations, deformations and<br>chromosomal abnormalities . . . . .(Q00–Q99)                  | 3                   | 7.9                           | *                          |
| 3  | Chronic lower respiratory<br>diseases . . . . .(J40–J47)                          | 47                  | 6.3                           | 649.5                      | 2  | Assault<br>(homicide) . . . . .(*U01–*U02,X85–Y09,Y87.1)  | 3                   | 7.9                           | *                          |
| 4  | Cerebrovascular diseases . . . . .(I60–I69)                                       | 42                  | 5.7                           | 580.4                      | 4  | Malignant neoplasms . . . . .(C00–C97)  | 2                   | 5.3                           | *                          |
| 5  | Influenza and pneumonia . . . . .(J09–J18)  | 40                  | 5.4                           | 552.8                      | 4  | Diseases of heart . . . . .(I00–I09,I11,I13,I20–I51)  | 2                   | 5.3                           | *                          |
| 6  | Diabetes mellitus . . . . .(E10–E14)  | 34                  | 4.6                           | 469.9                      | 6  | In situ neoplasms, benign neoplasms and<br>neoplasms of uncertain or unknown<br>behavior . . . . .(D00–D48) | 1                   | 2.6                           | *                          |
| 7  | Alzheimer's disease . . . . .(G30)  | 31                  | 4.2                           | 428.4                      | 6  | Meningitis . . . . .(G00,G03)   | 1                   | 2.6                           | *                          |
| 8  | Nephritis, nephrotic syndrome and<br>nephrosis . . . . .(N00–N07,N17–N19,N25–N27) | 27                  | 3.6                           | 373.1                      | 6  | Cerebrovascular diseases . . . . .(I60–I69)   | 1                   | 2.6                           | *                          |
| 9  | Accidents (unintentional<br>injuries) . . . . .(V01–X59,Y85–Y86)                  | 26                  | 3.5                           | 359.3                      | 6  | Influenza and pneumonia . . . . .(J09–J18)  | 1                   | 2.6                           | *                          |
| 10   | Essential hypertension and hypertensive renal<br>disease . . . . .(I10,I12,I15)   | 10                  | 1.3                           | *                          | 6  | Acute bronchitis and bronchiolitis . . . . .(J20–J21)   | 1                   | 2.6                           | *                          |
| ...  | All other causes . . . . .(residual)  | 155                 | 20.9                          | 2,142.1                    | 6  | Chronic lower respiratory<br>diseases . . . . .(J40–J47)  | 1                   | 2.6                           | *                          |
| American Indian or Alaska Native,<br>female, all ages <sup>3</sup> |   |                     |                               |                            | American Indian or Alaska Native,<br>female, 5–9 years   |   |                     |                               |                            |
| ...  | All causes  | 7,049               | 100.0                         | 332.4                      | ...  | All causes  | 17                  | 100.0                         | *                          |
| 1  | Malignant neoplasms . . . . .(C00–C97)  | 1,374               | 19.5                          | 64.8                       | 1  | Accidents (unintentional<br>injuries) . . . . .(V01–X59,Y85–Y86)  | 6                   | 35.3                          | *                          |
| 2  | Diseases of heart . . . . .(I00–I09,I11,I13,I20–I51)                              | 1,185               | 16.8                          | 55.9                       | 2  | Congenital malformations, deformations and<br>chromosomal abnormalities . . . . .(Q00–Q99)                  | 3                   | 17.6                          | *                          |
| 3  | Accidents (unintentional<br>injuries) . . . . .(V01–X59,Y85–Y86)                  | 551                 | 7.8                           | 26.0                       | 3  | In situ neoplasms, benign neoplasms and<br>neoplasms of uncertain or unknown<br>behavior . . . . .(D00–D48) | 2                   | 11.8                          | *                          |
| 4  | Diabetes mellitus . . . . .(E10–E14)  | 425                 | 6.0                           | 20.0                       | 3  | Diseases of heart . . . . .(I00–I09,I11,I13,I20–I51)  | 2                   | 11.8                          | *                          |
| 5  | Chronic liver disease and<br>cirrhosis . . . . .(K70,K73–K74)                     | 358                 | 5.1                           | 16.9                       | 3  | Assault<br>(homicide) . . . . .(*U01–*U02,X85–Y09,Y87.1)  | 2                   | 11.8                          | *                          |
| 6  | Chronic lower respiratory<br>diseases . . . . .(J40–J47)                          | 353                 | 5.0                           | 16.6                       | ...  | All other causes . . . . .(residual)  | 2                   | 11.8                          | *                          |
| 7  | Cerebrovascular diseases . . . . .(I60–I69)                                       | 301                 | 4.3                           | 14.2                       | American Indian or Alaska Native,<br>female, 10–14 years |   |                     |                               |                            |
| 8  | Nephritis, nephrotic syndrome and<br>nephrosis . . . . .(N00–N07,N17–N19,N25–N27) | 186                 | 2.6                           | 8.8                        | ...  | All causes  | 22                  | 100.0                         | 12.0                       |
| 9  | Alzheimer's disease . . . . .(G30)  | 175                 | 2.5                           | 8.3                        | 1  | Accidents (unintentional<br>injuries) . . . . .(V01–X59,Y85–Y86)  | 6                   | 27.3                          | *                          |
| 10   | Influenza and pneumonia . . . . .(J09–J18)  | 154                 | 2.2                           | 7.3                        | 1  | Intentional self-harm<br>(suicide) . . . . .(*U03,X60–X84,Y87.0)  | 6                   | 27.3                          | *                          |
| ...  | All other causes . . . . .(residual)  | 1,987               | 28.2                          | 93.7                       | 3  | Malignant neoplasms . . . . .(C00–C97)  | 4                   | 18.2                          | *                          |
| See footnotes at end of table.                                     |   |                     |                               |                            | 4  | Congenital malformations, deformations and<br>chromosomal abnormalities . . . . .(Q00–Q99)                  | 3                   | 13.6                          | *                          |
|  |   |                     |                               |                            | 5  | Influenza and pneumonia . . . . .(J09–J18)  | 1                   | 4.5                           | *                          |
|  |   |                     |                               |                            | 5  | Assault<br>(homicide) . . . . .(*U01–*U02,X85–Y09,Y87.1)  | 1                   | 4.5                           | *                          |
|  |   |                     |                               |                            | 5  | Complications of medical and surgical<br>care . . . . .(Y40–Y84,Y88)  | 1                   | 4.5                           | *                          |
|  |   |                     |                               |                            | ...  | All other causes . . . . .(residual)  | 0                   | 0.0                           | 0.0                        |

**Table 1. Deaths, percentage of total deaths, and death rates for the 10 leading causes of death in selected age groups, by race and sex: United States, 2010—Con.**

[Rates are per 100,000 population in specified group. Data for races other than white and black should be interpreted with caution because of misreporting of race on death certificates; see Technical Notes. An asterisk (\*) preceding a cause-of-death code indicates that the code is not included in the *International Classification of Diseases, Tenth Revision* (ICD-10), Second Edition; see Technical Notes]

| Rank <sup>1</sup>  | Cause of death<br>(based on ICD-10, 2004),<br>race, sex, and age                   | Number <sup>2</sup> | Percent<br>of total<br>deaths | Death<br>rate <sup>2</sup> | Rank <sup>1</sup>  | Cause of death<br>(based on ICD-10, 2004),<br>race, sex, and age                   | Number <sup>2</sup> | Percent<br>of total<br>deaths | Death<br>rate <sup>2</sup> |
|--|--|---------------------|-------------------------------|----------------------------|--|--|---------------------|-------------------------------|----------------------------|
| American Indian or Alaska Native,<br>female, 15–19 years |  |                     |                               |                            | American Indian or Alaska Native,<br>female, 25–34 years |  |                     |                               |                            |
| ...  | All causes . . . . .   | 66                  | 100.0                         | 34.5                       | ...  | All causes . . . . .   | 270                 | 100.0                         | 85.6                       |
| 1  | Accidents (unintentional<br>injuries) . . . . . (V01–X59,Y85–Y86)                  | 29                  | 43.9                          | 15.2                       | 1  | Accidents (unintentional<br>injuries) . . . . . (V01–X59,Y85–Y86)                  | 111                 | 41.1                          | 35.2                       |
| 2  | Intentional self-harm<br>(suicide) . . . . . (*U03,X60–X84,Y87.0)                  | 21                  | 31.8                          | 11.0                       | 2  | Chronic liver disease and<br>cirrhosis . . . . . (K70,K73–K74)                     | 24                  | 8.9                           | 7.6                        |
| 3  | Malignant neoplasms . . . . . (C00–C97)  | 1                   | 1.5                           | *                          | 3  | Malignant neoplasms . . . . . (C00–C97)  | 20                  | 7.4                           | 6.3                        |
| 3  | Anemias . . . . . (D50–D64)  | 1                   | 1.5                           | *                          | 3  | Intentional self-harm<br>(suicide) . . . . . (*U03,X60–X84,Y87.0)                  | 20                  | 7.4                           | 6.3                        |
| 3  | Diseases of heart . . . . . (I00–I09,I11,I13,I20–I51)                              | 1                   | 1.5                           | *                          | 5  | Diseases of heart . . . . . (I00–I09,I11,I13,I20–I51)                              | 14                  | 5.2                           | *                          |
| 3  | Cerebrovascular diseases . . . . . (I60–I69)                                       | 1                   | 1.5                           | *                          | 5  | Assault<br>(homicide) . . . . . (*U01–*U02,X85–Y09,Y87.1)                          | 14                  | 5.2                           | *                          |
| 3  | Pregnancy, childbirth and the<br>puerperium . . . . . (O00–O99)                    | 1                   | 1.5                           | *                          | 7  | Diabetes mellitus . . . . . (E10–E14)  | 5                   | 1.9                           | *                          |
| 3  | Assault<br>(homicide) . . . . . (*U01–*U02,X85–Y09,Y87.1)                          | 1                   | 1.5                           | *                          | 8  | Influenza and pneumonia . . . . . (J09–J18)  | 4                   | 1.5                           | *                          |
| ...  | All other causes . . . . . (residual)  | 10                  | 15.2                          | *                          | 9  | Septicemia . . . . . (A40–A41)   | 3                   | 1.1                           | *                          |
| American Indian or Alaska Native,<br>female, 20–24 years |  |                     |                               |                            | American Indian or Alaska Native,<br>female, 35–44 years |  |                     |                               |                            |
| ...  | All causes . . . . .   | 93                  | 100.0                         | 53.7                       | ...  | All causes . . . . .   | 414                 | 100.0                         | 146.6                      |
| 1  | Accidents (unintentional<br>injuries) . . . . . (V01–X59,Y85–Y86)                  | 40                  | 43.0                          | 23.1                       | 1  | Accidents (unintentional<br>injuries) . . . . . (V01–X59,Y85–Y86)                  | 97                  | 23.4                          | 34.4                       |
| 2  | Intentional self-harm<br>(suicide) . . . . . (*U03,X60–X84,Y87.0)                  | 17                  | 18.3                          | *                          | 2  | Chronic liver disease and<br>cirrhosis . . . . . (K70,K73–K74)                     | 72                  | 17.4                          | 25.5                       |
| 3  | Malignant neoplasms . . . . . (C00–C97)  | 5                   | 5.4                           | *                          | 3  | Malignant neoplasms . . . . . (C00–C97)  | 40                  | 9.7                           | 14.2                       |
| 3  | Assault<br>(homicide) . . . . . (*U01–*U02,X85–Y09,Y87.1)                          | 5                   | 5.4                           | *                          | 4  | Diseases of heart . . . . . (I00–I09,I11,I13,I20–I51)                              | 35                  | 8.5                           | 12.4                       |
| 5  | Diseases of heart . . . . . (I00–I09,I11,I13,I20–I51)                              | 4                   | 4.3                           | *                          | 5  | Intentional self-harm<br>(suicide) . . . . . (*U03,X60–X84,Y87.0)                  | 24                  | 5.8                           | 8.5                        |
| 5  | Pregnancy, childbirth and the<br>puerperium . . . . . (O00–O99)                    | 4                   | 4.3                           | *                          | 6  | Diabetes mellitus . . . . . (E10–E14)  | 17                  | 4.1                           | *                          |
| 7  | Chronic liver disease and<br>cirrhosis . . . . . (K70,K73–K74)                     | 2                   | 2.2                           | *                          | 7  | Assault<br>(homicide) . . . . . (*U01–*U02,X85–Y09,Y87.1)                          | 14                  | 3.4                           | *                          |
| 8  | Septicemia . . . . . (A40–A41)   | 1                   | 1.1                           | *                          | 8  | Cerebrovascular diseases . . . . . (I60–I69)                                       | 7                   | 1.7                           | *                          |
| 8  | Essential hypertension and hypertensive renal<br>disease . . . . . (I10,I12,I15)   | 1                   | 1.1                           | *                          | 9  | Septicemia . . . . . (A40–A41)   | 5                   | 1.2                           | *                          |
| 8  | Influenza and pneumonia . . . . . (J09–J18)  | 1                   | 1.1                           | *                          | 9  | Pregnancy, childbirth and the<br>puerperium . . . . . (O00–O99)                    | 5                   | 1.2                           | *                          |
| 8  | Chronic lower respiratory<br>diseases . . . . . (J40–J47)                          | 1                   | 1.1                           | *                          | ...  | All other causes . . . . . (residual)  | 98                  | 23.7                          | 34.7                       |
| 8  | Nephritis, nephrotic syndrome and<br>nephrosis . . . . . (N00–N07,N17–N19,N25–N27) | 1                   | 1.1                           | *                          | American Indian or Alaska Native,<br>female, 45–54 years |  |                     |                               |                            |
| ...  | All other causes . . . . . (residual)  | 11                  | 11.8                          | *                          | ...  | All causes . . . . .   | 892                 | 100.0                         | 326.2                      |
| See footnotes at end of table.                           |  |                     |                               |                            | 1  | Malignant neoplasms . . . . . (C00–C97)  | 188                 | 21.1                          | 68.7                       |
|  |  |                     |                               |                            | 2  | Chronic liver disease and<br>cirrhosis . . . . . (K70,K73–K74)                     | 127                 | 14.2                          | 46.4                       |
|  |  |                     |                               |                            | 3  | Diseases of heart . . . . . (I00–I09,I11,I13,I20–I51)                              | 103                 | 11.5                          | 37.7                       |
|  |  |                     |                               |                            | 4  | Accidents (unintentional<br>injuries) . . . . . (V01–X59,Y85–Y86)                  | 94                  | 10.5                          | 34.4                       |
|  |  |                     |                               |                            | 5  | Diabetes mellitus . . . . . (E10–E14)  | 45                  | 5.0                           | 16.5                       |
|  |  |                     |                               |                            | 6  | Cerebrovascular diseases . . . . . (I60–I69)                                       | 29                  | 3.3                           | 10.6                       |
|  |  |                     |                               |                            | 7  | Intentional self-harm<br>(suicide) . . . . . (*U03,X60–X84,Y87.0)                  | 23                  | 2.6                           | 8.4                        |
|  |  |                     |                               |                            | 8  | Chronic lower respiratory<br>diseases . . . . . (J40–J47)                          | 22                  | 2.5                           | 8.0                        |
|  |  |                     |                               |                            | 9  | Septicemia . . . . . (A40–A41)   | 18                  | 2.0                           | *                          |
|  |  |                     |                               |                            | 10   | Nephritis, nephrotic syndrome and<br>nephrosis . . . . . (N00–N07,N17–N19,N25–N27) | 17                  | 1.9                           | *                          |
|  |  |                     |                               |                            | ...  | All other causes . . . . . (residual)  | 226                 | 25.3                          | 82.6                       |

**Table 1. Deaths, percentage of total deaths, and death rates for the 10 leading causes of death in selected age groups, by race and sex: United States, 2010—Con.**

[Rates are per 100,000 population in specified group. Data for races other than white and black should be interpreted with caution because of misreporting of race on death certificates; see Technical Notes. An asterisk (\*) preceding a cause-of-death code indicates that the code is not included in the *International Classification of Diseases, Tenth Revision* (ICD-10), Second Edition; see Technical Notes]

| Rank <sup>1</sup>  | Cause of death<br>(based on ICD-10, 2004),<br>race, sex, and age                   | Number <sup>2</sup> | Percent<br>of total<br>deaths | Death<br>rate <sup>2</sup> | Rank <sup>1</sup>   | Cause of death<br>(based on ICD-10, 2004),<br>race, sex, and age                   | Number <sup>2</sup> | Percent<br>of total<br>deaths | Death<br>rate <sup>2</sup> |
|--|--|---------------------|-------------------------------|----------------------------|---|--|---------------------|-------------------------------|----------------------------|
| American Indian or Alaska Native,<br>female, 55–64 years       |  |                     |                               |                            | American Indian or Alaska Native,<br>female, 75–84 years        |  |                     |                               |                            |
| ...  | All causes   | 1,114               | 100.0                         | 623.8                      | ...   | All causes   | 1,387               | 100.0                         | 3,391.9                    |
| 1  | Malignant neoplasms . . . . . (C00–C97)  | 332                 | 29.8                          | 185.9                      | 1   | Diseases of heart . . . . . (I00–I09,I11,I13,I20–I51)                              | 280                 | 20.2                          | 684.7                      |
| 2  | Diseases of heart . . . . . (I00–I09,I11,I13,I20–I51)                              | 159                 | 14.3                          | 89.0                       | 2   | Malignant neoplasms . . . . . (C00–C97)  | 279                 | 20.1                          | 682.3                      |
| 3  | Diabetes mellitus . . . . . (E10–E14)  | 87                  | 7.8                           | 48.7                       | 3   | Diabetes mellitus . . . . . (E10–E14)  | 120                 | 8.7                           | 293.5                      |
| 4  | Chronic liver disease and<br>cirrhosis . . . . . (K70,K73–K74)                     | 74                  | 6.6                           | 41.4                       | 4   | Chronic lower respiratory<br>diseases . . . . . (J40–J47)                          | 101                 | 7.3                           | 247.0                      |
| 5  | Chronic lower respiratory<br>diseases . . . . . (J40–J47)                          | 58                  | 5.2                           | 32.5                       | 5   | Cerebrovascular diseases . . . . . (I60–I69)                                       | 71                  | 5.1                           | 173.6                      |
| 6  | Accidents (unintentional<br>injuries) . . . . . (V01–X59,Y85–Y86)                  | 51                  | 4.6                           | 28.6                       | 6   | Alzheimer’s disease . . . . . (G30)  | 58                  | 4.2                           | 141.8                      |
| 7  | Cerebrovascular diseases . . . . . (I60–I69)                                       | 40                  | 3.6                           | 22.4                       | 7   | Nephritis, nephrotic syndrome and<br>nephrosis . . . . . (N00–N07,N17–N19,N25–N27) | 55                  | 4.0                           | 134.5                      |
| 8  | Septicemia . . . . . (A40–A41)   | 29                  | 2.6                           | 16.2                       | 8   | Influenza and pneumonia . . . . . (J09–J18)  | 43                  | 3.1                           | 105.2                      |
| 9  | Nephritis, nephrotic syndrome and<br>nephrosis . . . . . (N00–N07,N17–N19,N25–N27) | 23                  | 2.1                           | 12.9                       | 9   | Accidents (unintentional<br>injuries) . . . . . (V01–X59,Y85–Y86)                  | 31                  | 2.2                           | 75.8                       |
| 10   | Influenza and pneumonia . . . . . (J09–J18)  | 17                  | 1.5                           | *                          | 10  | Essential hypertension and hypertensive renal<br>disease . . . . . (I10,I12,I15)   | 22                  | 1.6                           | 53.8                       |
| ...  | All other causes . . . . . (residual)  | 244                 | 21.9                          | 136.6                      | ...   | All other causes . . . . . (residual)  | 327                 | 23.6                          | 799.7                      |
| American Indian or Alaska Native,<br>female, 65 years and over |  |                     |                               |                            | American Indian or Alaska Native,<br>female, 85 years and over  |  |                     |                               |                            |
| ...  | All causes   | 3,982               | 100.0                         | 2,797.1                    | ...   | All causes   | 1,299               | 100.0                         | 9,277.9                    |
| 1  | Diseases of heart . . . . . (I00–I09,I11,I13,I20–I51)                              | 863                 | 21.7                          | 606.2                      | 1   | Diseases of heart . . . . . (I00–I09,I11,I13,I20–I51)                              | 366                 | 28.2                          | 2,614.1                    |
| 2  | Malignant neoplasms . . . . . (C00–C97)  | 781                 | 19.6                          | 548.6                      | 2   | Malignant neoplasms . . . . . (C00–C97)  | 124                 | 9.5                           | 885.7                      |
| 3  | Diabetes mellitus . . . . . (E10–E14)  | 271                 | 6.8                           | 190.4                      | 3   | Alzheimer’s disease . . . . . (G30)  | 99                  | 7.6                           | 707.1                      |
| 4  | Chronic lower respiratory<br>diseases . . . . . (J40–J47)                          | 267                 | 6.7                           | 187.6                      | 4   | Cerebrovascular diseases . . . . . (I60–I69)                                       | 98                  | 7.5                           | 700.0                      |
| 5  | Cerebrovascular diseases . . . . . (I60–I69)                                       | 221                 | 5.5                           | 155.2                      | 5   | Chronic lower respiratory<br>diseases . . . . . (J40–J47)                          | 69                  | 5.3                           | 492.8                      |
| 6  | Alzheimer’s disease . . . . . (G30)  | 172                 | 4.3                           | 120.8                      | 6   | Diabetes mellitus . . . . . (E10–E14)  | 52                  | 4.0                           | 371.4                      |
| 7  | Nephritis, nephrotic syndrome and<br>nephrosis . . . . . (N00–N07,N17–N19,N25–N27) | 142                 | 3.6                           | 99.7                       | 7   | Influenza and pneumonia . . . . . (J09–J18)  | 48                  | 3.7                           | 342.8                      |
| 8  | Influenza and pneumonia . . . . . (J09–J18)  | 114                 | 2.9                           | 80.1                       | 8   | Nephritis, nephrotic syndrome and<br>nephrosis . . . . . (N00–N07,N17–N19,N25–N27) | 42                  | 3.2                           | 300.0                      |
| 9  | Accidents (unintentional<br>injuries) . . . . . (V01–X59,Y85–Y86)                  | 95                  | 2.4                           | 66.7                       | 9   | Septicemia . . . . . (A40–A41)   | 31                  | 2.4                           | 221.4                      |
| 10   | Septicemia . . . . . (A40–A41)   | 81                  | 2.0                           | 56.9                       | 10  | Accidents (unintentional<br>injuries) . . . . . (V01–X59,Y85–Y86)                  | 30                  | 2.3                           | 214.3                      |
| ...  | All other causes . . . . . (residual)  | 975                 | 24.5                          | 684.9                      | ...   | All other causes . . . . . (residual)  | 340                 | 26.2                          | 2,428.4                    |
| American Indian or Alaska Native,<br>female, 65–74 years       |  |                     |                               |                            | Asian or Pacific Islander,<br>both sexes, all ages <sup>3</sup> |  |                     |                               |                            |
| ...  | All causes   | 1,296               | 100.0                         | 1,481.7                    | ...   | All causes   | 51,162              | 100.0                         | 301.1                      |
| 1  | Malignant neoplasms . . . . . (C00–C97)  | 378                 | 29.2                          | 432.2                      | 1   | Malignant neoplasms . . . . . (C00–C97)  | 14,165              | 27.7                          | 83.4                       |
| 2  | Diseases of heart . . . . . (I00–I09,I11,I13,I20–I51)                              | 217                 | 16.7                          | 248.1                      | 2   | Diseases of heart . . . . . (I00–I09,I11,I13,I20–I51)                              | 11,490              | 22.5                          | 67.6                       |
| 3  | Diabetes mellitus . . . . . (E10–E14)  | 99                  | 7.6                           | 113.2                      | 3   | Cerebrovascular diseases . . . . . (I60–I69)                                       | 3,833               | 7.5                           | 22.6                       |
| 4  | Chronic lower respiratory<br>diseases . . . . . (J40–J47)                          | 97                  | 7.5                           | 110.9                      | 4   | Accidents (unintentional<br>injuries) . . . . . (V01–X59,Y85–Y86)                  | 2,144               | 4.2                           | 12.6                       |
| 5  | Cerebrovascular diseases . . . . . (I60–I69)                                       | 52                  | 4.0                           | 59.4                       | 5   | Diabetes mellitus . . . . . (E10–E14)  | 1,838               | 3.6                           | 10.8                       |
| 6  | Nephritis, nephrotic syndrome and<br>nephrosis . . . . . (N00–N07,N17–N19,N25–N27) | 45                  | 3.5                           | 51.4                       | 6   | Influenza and pneumonia . . . . . (J09–J18)  | 1,539               | 3.0                           | 9.1                        |
| 7  | Chronic liver disease and<br>cirrhosis . . . . . (K70,K73–K74)                     | 39                  | 3.0                           | 44.6                       | 7   | Chronic lower respiratory<br>diseases . . . . . (J40–J47)                          | 1,487               | 2.9                           | 8.8                        |
| 8  | Accidents (unintentional<br>injuries) . . . . . (V01–X59,Y85–Y86)                  | 34                  | 2.6                           | 38.9                       | 8   | Nephritis, nephrotic syndrome and<br>nephrosis . . . . . (N00–N07,N17–N19,N25–N27) | 1,091               | 2.1                           | 6.4                        |
| 9  | Septicemia . . . . . (A40–A41)   | 29                  | 2.2                           | 33.2                       | 9   | Alzheimer’s disease . . . . . (G30)  | 1,082               | 2.1                           | 6.4                        |
| 10   | Influenza and pneumonia . . . . . (J09–J18)  | 23                  | 1.8                           | 26.3                       | 10  | Intentional self-harm<br>(suicide) . . . . . (*U03,X60–X84,Y87.0)                  | 1,061               | 2.1                           | 6.2                        |
| ...  | All other causes . . . . . (residual)  | 283                 | 21.8                          | 323.5                      | ...   | All other causes . . . . . (residual)  | 11,432              | 22.3                          | 67.3                       |

See footnotes at end of table.

**Table 1. Deaths, percentage of total deaths, and death rates for the 10 leading causes of death in selected age groups, by race and sex: United States, 2010—Con.**

[Rates are per 100,000 population in specified group. Data for races other than white and black should be interpreted with caution because of misreporting of race on death certificates; see Technical Notes. An asterisk (\*) preceding a cause-of-death code indicates that the code is not included in the *International Classification of Diseases, Tenth Revision* (ICD-10), Second Edition; see Technical Notes]

| Rank <sup>1</sup>                                   | Cause of death<br>(based on ICD-10, 2004),<br>race, sex, and age   | Number <sup>2</sup> | Percent<br>of total<br>deaths | Death<br>rate <sup>2</sup> | Rank <sup>1</sup>                                     | Cause of death<br>(based on ICD-10, 2004),<br>race, sex, and age   | Number <sup>2</sup> | Percent<br>of total<br>deaths | Death<br>rate <sup>2</sup> |
|---|--|---------------------|-------------------------------|----------------------------|---|--|---------------------|-------------------------------|----------------------------|
| Asian or Pacific Islander,<br>both sexes, 1-4 years |  |                     |                               |                            | Asian or Pacific Islander,<br>both sexes, 10-14 years |  |                     |                               |                            |
| ...   | All causes   | 167                 | 100.0                         | 17.9                       | ...   | All causes   | 86                  | 100.0                         | 7.8                        |
| 1   | Accidents (unintentional<br>injuries) . . . . . (V01-X59,Y85-Y86)  | 42                  | 25.1                          | 4.5                        | 1   | Malignant neoplasms . . . . . (C00-C97)  | 24                  | 27.9                          | 2.2                        |
| 2   | Malignant neoplasms . . . . . (C00-C97)  | 23                  | 13.8                          | 2.5                        | 2   | Accidents (unintentional<br>injuries) . . . . . (V01-X59,Y85-Y86)  | 13                  | 15.1                          | *                          |
| 2   | Congenital malformations, deformations and<br>chromosomal abnormalities . . . . . (Q00-Q99)                  | 23                  | 13.8                          | 2.5                        | 3   | Intentional self-harm<br>(suicide) . . . . . (*U03,X60-X84,Y87.0)  | 7                   | 8.1                           | *                          |
| 4   | Diseases of heart . . . . . (I00-I09,I11,I13,I20-I51)  | 8                   | 4.8                           | *                          | 4   | Assault<br>(homicide) . . . . . (*U01-*U02,X85-Y09,Y87.1)  | 6                   | 7.0                           | *                          |
| 5   | Chronic lower respiratory<br>diseases . . . . . (J40-J47)  | 5                   | 3.0                           | *                          | 5   | Diseases of heart . . . . . (I00-I09,I11,I13,I20-I51)  | 3                   | 3.5                           | *                          |
| 5   | Assault<br>(homicide) . . . . . (*U01-*U02,X85-Y09,Y87.1)  | 5                   | 3.0                           | *                          | 5   | Chronic lower respiratory<br>diseases . . . . . (J40-J47)  | 3                   | 3.5                           | *                          |
| 7   | In situ neoplasms, benign neoplasms and<br>neoplasms of uncertain or unknown<br>behavior . . . . . (D00-D48) | 4                   | 2.4                           | *                          | 5   | Congenital malformations, deformations and<br>chromosomal abnormalities . . . . . (Q00-Q99)                  | 3                   | 3.5                           | *                          |
| 7   | Cerebrovascular diseases . . . . . (I60-I69)   | 4                   | 2.4                           | *                          | 8   | Septicemia . . . . . (A40-A41)   | 2                   | 2.3                           | *                          |
| 7   | Influenza and pneumonia . . . . . (J09-J18)  | 4                   | 2.4                           | *                          | 8   | Cerebrovascular diseases . . . . . (I60-I69)   | 2                   | 2.3                           | *                          |
| 10  | Septicemia . . . . . (A40-A41)   | 2                   | 1.2                           | *                          | 10  | In situ neoplasms, benign neoplasms and<br>neoplasms of uncertain or unknown<br>behavior . . . . . (D00-D48) | 1                   | 1.2                           | *                          |
| ...   | All other causes . . . . . (residual)  | 47                  | 28.1                          | 5.0                        | 10  | Anemias . . . . . (D50-D64)  | 1                   | 1.2                           | *                          |
| Asian or Pacific Islander,<br>both sexes, 5-9 years |  |                     |                               |                            | Asian or Pacific Islander,<br>both sexes, 15-19 years |  |                     |                               |                            |
| ...   | All causes   | 99                  | 100.0                         | 8.5                        | ...   | All causes   | 267                 | 100.0                         | 22.8                       |
| 1   | Malignant neoplasms . . . . . (C00-C97)  | 31                  | 31.3                          | 2.7                        | 1   | Accidents (unintentional<br>injuries) . . . . . (V01-X59,Y85-Y86)  | 97                  | 36.3                          | 8.3                        |
| 2   | Accidents (unintentional<br>injuries) . . . . . (V01-X59,Y85-Y86)  | 16                  | 16.2                          | *                          | 2   | Intentional self-harm<br>(suicide) . . . . . (*U03,X60-X84,Y87.0)  | 55                  | 20.6                          | 4.7                        |
| 3   | Congenital malformations, deformations and<br>chromosomal abnormalities . . . . . (Q00-Q99)                  | 8                   | 8.1                           | *                          | 3   | Malignant neoplasms . . . . . (C00-C97)  | 28                  | 10.5                          | 2.4                        |
| 4   | Septicemia . . . . . (A40-A41)   | 5                   | 5.1                           | *                          | 4   | Assault<br>(homicide) . . . . . (*U01-*U02,X85-Y09,Y87.1)  | 23                  | 8.6                           | 2.0                        |
| 5   | Chronic lower respiratory<br>diseases . . . . . (J40-J47)  | 4                   | 4.0                           | *                          | 5   | Diseases of heart . . . . . (I00-I09,I11,I13,I20-I51)  | 11                  | 4.1                           | *                          |
| 6   | Diseases of heart . . . . . (I00-I09,I11,I13,I20-I51)  | 3                   | 3.0                           | *                          | 6   | Congenital malformations, deformations and<br>chromosomal abnormalities . . . . . (Q00-Q99)                  | 8                   | 3.0                           | *                          |
| 6   | Cerebrovascular diseases . . . . . (I60-I69)   | 3                   | 3.0                           | *                          | 7   | In situ neoplasms, benign neoplasms and<br>neoplasms of uncertain or unknown<br>behavior . . . . . (D00-D48) | 4                   | 1.5                           | *                          |
| 6   | Influenza and pneumonia . . . . . (J09-J18)  | 3                   | 3.0                           | *                          | 7   | Influenza and pneumonia . . . . . (J09-J18)  | 4                   | 1.5                           | *                          |
| 9   | Assault<br>(homicide) . . . . . (*U01-*U02,X85-Y09,Y87.1)  | 2                   | 2.0                           | *                          | 9   | Anemias . . . . . (D50-D64)  | 2                   | 0.7                           | *                          |
| 9   | Complications of medical and surgical<br>care . . . . . (Y40-Y84,Y88)  | 2                   | 2.0                           | *                          | 9   | Cerebrovascular diseases . . . . . (I60-I69)   | 2                   | 0.7                           | *                          |
| ...   | All other causes . . . . . (residual)  | 22                  | 22.2                          | 1.9                        | ...   | All other causes . . . . . (residual)  | 33                  | 12.4                          | 2.8                        |

See footnotes at end of table.

**Table 1. Deaths, percentage of total deaths, and death rates for the 10 leading causes of death in selected age groups, by race and sex: United States, 2010—Con.**

[Rates are per 100,000 population in specified group. Data for races other than white and black should be interpreted with caution because of misreporting of race on death certificates; see Technical Notes. An asterisk (\*) preceding a cause-of-death code indicates that the code is not included in the *International Classification of Diseases, Tenth Revision* (ICD-10), Second Edition; see Technical Notes]

| Rank <sup>1</sup>                                     | Cause of death<br>(based on ICD-10, 2004),<br>race, sex, and age                         | Number <sup>2</sup> | Percent<br>of total<br>deaths | Death<br>rate <sup>2</sup> | Rank <sup>1</sup>                                     | Cause of death<br>(based on ICD-10, 2004),<br>race, sex, and age                | Number <sup>2</sup> | Percent<br>of total<br>deaths | Death<br>rate <sup>2</sup> |
|---|--|---------------------|-------------------------------|----------------------------|---|---|---------------------|-------------------------------|----------------------------|
| Asian or Pacific Islander,<br>both sexes, 20–24 years |  |                     |                               |                            | Asian or Pacific Islander,<br>both sexes, 35–44 years |   |                     |                               |                            |
| ...   | All causes   | 485                 | 100.0                         | 36.9                       | ...   | All causes  | 1,794               | 100.0                         | 65.3                       |
| 1   | Accidents (unintentional injuries) . . . . . (V01–X59,Y85–Y86)                           | 159                 | 32.8                          | 12.1                       | 1   | Malignant neoplasms . . . . . (C00–C97)   | 551                 | 30.7                          | 20.0                       |
| 2   | Intentional self-harm (suicide) . . . . . (*U03,X60–X84,Y87.0)                           | 126                 | 26.0                          | 9.6                        | 2   | Diseases of heart . . . . . (I00–I09,I11,I13,I20–I51)                           | 252                 | 14.0                          | 9.2                        |
| 3   | Malignant neoplasms . . . . . (C00–C97)  | 52                  | 10.7                          | 4.0                        | 3   | Intentional self-harm (suicide) . . . . . (*U03,X60–X84,Y87.0)                  | 189                 | 10.5                          | 6.9                        |
| 4   | Assault (homicide) . . . . . (*U01–*U02,X85–Y09,Y87.1)                                   | 40                  | 8.2                           | 3.0                        | 4   | Accidents (unintentional injuries) . . . . . (V01–X59,Y85–Y86)                  | 187                 | 10.4                          | 6.8                        |
| 5   | Diseases of heart . . . . . (I00–I09,I11,I13,I20–I51)                                    | 26                  | 5.4                           | 2.0                        | 5   | Cerebrovascular diseases . . . . . (I60–I69)                                    | 113                 | 6.3                           | 4.1                        |
| 6   | Cerebrovascular diseases . . . . . (I60–I69)   | 7                   | 1.4                           | *                          | 6   | Assault (homicide) . . . . . (*U01–*U02,X85–Y09,Y87.1)                          | 61                  | 3.4                           | 2.2                        |
| 7   | Congenital malformations, deformations and chromosomal abnormalities . . . . . (Q00–Q99) | 6                   | 1.2                           | *                          | 7   | Chronic liver disease and cirrhosis . . . . . (K70,K73–K74)                     | 44                  | 2.5                           | 1.6                        |
| 8   | Septicemia . . . . . (A40–A41)   | 2                   | 0.4                           | *                          | 8   | Diabetes mellitus . . . . . (E10–E14)   | 39                  | 2.2                           | 1.4                        |
| 8   | Human immunodeficiency virus (HIV) disease . . . . . (B20–B24)                           | 2                   | 0.4                           | *                          | 9   | Influenza and pneumonia . . . . . (J09–J18)                                     | 21                  | 1.2                           | 0.8                        |
| 8   | Influenza and pneumonia . . . . . (J09–J18)  | 2                   | 0.4                           | *                          | 10  | Nephritis, nephrotic syndrome and nephrosis . . . . . (N00–N07,N17–N19,N25–N27) | 20                  | 1.1                           | 0.7                        |
| 8   | Chronic lower respiratory diseases . . . . . (J40–J47)                                   | 2                   | 0.4                           | *                          | ...   | All other causes . . . . . (residual)   | 317                 | 17.7                          | 11.5                       |
| 8   | Nephritis, nephrotic syndrome and nephrosis . . . . . (N00–N07,N17–N19,N25–N27)          | 2                   | 0.4                           | *                          | Asian or Pacific Islander,<br>both sexes, 45–54 years |   |                     |                               |                            |
| 8   | Complications of medical and surgical care . . . . . (Y40–Y84,Y88)                       | 2                   | 0.4                           | *                          | ...   | All causes  | 3,862               | 100.0                         | 168.0                      |
| ...   | All other causes . . . . . (residual)  | 57                  | 11.8                          | 4.3                        | 1   | Malignant neoplasms . . . . . (C00–C97)   | 1,574               | 40.8                          | 68.5                       |
| Asian or Pacific Islander,<br>both sexes, 25–34 years |  |                     |                               |                            | 2   | Diseases of heart . . . . . (I00–I09,I11,I13,I20–I51)                           | 659                 | 17.1                          | 28.7                       |
| ...   | All causes   | 1,119               | 100.0                         | 39.2                       | 3   | Cerebrovascular diseases . . . . . (I60–I69)                                    | 255                 | 6.6                           | 11.1                       |
| 1   | Accidents (unintentional injuries) . . . . . (V01–X59,Y85–Y86)                           | 269                 | 24.0                          | 9.4                        | 4   | Accidents (unintentional injuries) . . . . . (V01–X59,Y85–Y86)                  | 242                 | 6.3                           | 10.5                       |
| 2   | Intentional self-harm (suicide) . . . . . (*U03,X60–X84,Y87.0)                           | 214                 | 19.1                          | 7.5                        | 5   | Intentional self-harm (suicide) . . . . . (*U03,X60–X84,Y87.0)                  | 187                 | 4.8                           | 8.1                        |
| 3   | Malignant neoplasms . . . . . (C00–C97)  | 195                 | 17.4                          | 6.8                        | 6   | Diabetes mellitus . . . . . (E10–E14)   | 119                 | 3.1                           | 5.2                        |
| 4   | Diseases of heart . . . . . (I00–I09,I11,I13,I20–I51)                                    | 97                  | 8.7                           | 3.4                        | 7   | Chronic liver disease and cirrhosis . . . . . (K70,K73–K74)                     | 97                  | 2.5                           | 4.2                        |
| 5   | Assault (homicide) . . . . . (*U01–*U02,X85–Y09,Y87.1)                                   | 64                  | 5.7                           | 2.2                        | 8   | Nephritis, nephrotic syndrome and nephrosis . . . . . (N00–N07,N17–N19,N25–N27) | 57                  | 1.5                           | 2.5                        |
| 6   | Pregnancy, childbirth and the puerperium . . . . . (O00–O99)                             | 26                  | 2.3                           | 0.9                        | 9   | Assault (homicide) . . . . . (*U01–*U02,X85–Y09,Y87.1)                          | 46                  | 1.2                           | 2.0                        |
| 7   | Cerebrovascular diseases . . . . . (I60–I69)   | 25                  | 2.2                           | 0.9                        | 10  | Viral hepatitis . . . . . (B15–B19)   | 43                  | 1.1                           | 1.9                        |
| 8   | Congenital malformations, deformations and chromosomal abnormalities . . . . . (Q00–Q99) | 18                  | 1.6                           | *                          | ...   | All other causes . . . . . (residual)   | 583                 | 15.1                          | 25.4                       |
| 9   | Septicemia . . . . . (A40–A41)   | 11                  | 1.0                           | *                          | Asian or Pacific Islander,<br>both sexes, 55–64 years |   |                     |                               |                            |
| 9   | Influenza and pneumonia . . . . . (J09–J18)  | 11                  | 1.0                           | *                          | ...   | All causes  | 6,699               | 100.0                         | 398.5                      |
| 9   | Chronic liver disease and cirrhosis . . . . . (K70,K73–K74)                              | 11                  | 1.0                           | *                          | 1   | Malignant neoplasms . . . . . (C00–C97)   | 2,890               | 43.1                          | 171.9                      |
| ...   | All other causes . . . . . (residual)  | 178                 | 15.9                          | 6.2                        | 2   | Diseases of heart . . . . . (I00–I09,I11,I13,I20–I51)                           | 1,281               | 19.1                          | 76.2                       |
| See footnotes at end of table.                        |  |                     |                               |                            | 3   | Cerebrovascular diseases . . . . . (I60–I69)                                    | 444                 | 6.6                           | 26.4                       |
|   |  |                     |                               |                            | 4   | Diabetes mellitus . . . . . (E10–E14)   | 280                 | 4.2                           | 16.7                       |
|   |  |                     |                               |                            | 5   | Accidents (unintentional injuries) . . . . . (V01–X59,Y85–Y86)                  | 241                 | 3.6                           | 14.3                       |
|   |  |                     |                               |                            | 6   | Intentional self-harm (suicide) . . . . . (*U03,X60–X84,Y87.0)                  | 149                 | 2.2                           | 8.9                        |
|   |  |                     |                               |                            | 7   | Chronic liver disease and cirrhosis . . . . . (K70,K73–K74)                     | 117                 | 1.7                           | 7.0                        |
|   |  |                     |                               |                            | 8   | Nephritis, nephrotic syndrome and nephrosis . . . . . (N00–N07,N17–N19,N25–N27) | 107                 | 1.6                           | 6.4                        |
|   |  |                     |                               |                            | 9   | Viral hepatitis . . . . . (B15–B19)   | 100                 | 1.5                           | 5.9                        |
|   |  |                     |                               |                            | 10  | Influenza and pneumonia . . . . . (J09–J18)                                     | 89                  | 1.3                           | 5.3                        |
|   |  |                     |                               |                            | ...   | All other causes . . . . . (residual)   | 1,001               | 14.9                          | 59.5                       |



**Table 1. Deaths, percentage of total deaths, and death rates for the 10 leading causes of death in selected age groups, by race and sex: United States, 2010—Con.**

[Rates are per 100,000 population in specified group. Data for races other than white and black should be interpreted with caution because of misreporting of race on death certificates; see Technical Notes. An asterisk (\*) preceding a cause-of-death code indicates that the code is not included in the *International Classification of Diseases, Tenth Revision* (ICD-10), Second Edition; see Technical Notes]

| Rank <sup>1</sup>   | Cause of death<br>(based on ICD-10, 2004),<br>race, sex, and age                  | Number <sup>2</sup> | Percent<br>of total<br>deaths | Death<br>rate <sup>2</sup> | Rank <sup>1</sup>   | Cause of death<br>(based on ICD-10, 2004),<br>race, sex, and age  | Number <sup>2</sup> | Percent<br>of total<br>deaths | Death<br>rate <sup>2</sup> |
|---|---|---------------------|-------------------------------|----------------------------|---|---|---------------------|-------------------------------|----------------------------|
| Asian or Pacific Islander,<br>both sexes, 65 years and over |   |                     |                               |                            | Asian or Pacific Islander,<br>both sexes, 85 years and over |   |                     |                               |                            |
| ...   | All causes  | 35,699              | 100.0                         | 2,380.5                    | ...   | All causes  | 13,904              | 100.0                         | 9,418.1                    |
| 1   | Diseases of heart . . . . .(I00-I09,I11,I13,I20-I51)                              | 9,133               | 25.6                          | 609.0                      | 1   | Diseases of heart . . . . .(I00-I09,I11,I13,I20-I51)  | 4,113               | 29.6                          | 2,786.0                    |
| 2   | Malignant neoplasms . . . . .(C00-C97)  | 8,792               | 24.6                          | 586.3                      | 2   | Malignant neoplasms . . . . .(C00-C97)  | 1,858               | 13.4                          | 1,258.6                    |
| 3   | Cerebrovascular diseases . . . . .(I60-I69)                                       | 2,972               | 8.3                           | 198.2                      | 3   | Cerebrovascular diseases . . . . .(I60-I69)   | 1,237               | 8.9                           | 837.9                      |
| 4   | Diabetes mellitus . . . . .(E10-E14)  | 1,397               | 3.9                           | 93.2                       | 4   | Influenza and pneumonia . . . . .(J09-J18)  | 734                 | 5.3                           | 497.2                      |
| 5   | Influenza and pneumonia . . . . .(J09-J18)  | 1,363               | 3.8                           | 90.9                       | 5   | Alzheimer's disease . . . . .(G30)  | 699                 | 5.0                           | 473.5                      |
| 6   | Chronic lower respiratory<br>diseases . . . . .(J40-J47)                          | 1,337               | 3.7                           | 89.2                       | 6   | Chronic lower respiratory<br>diseases . . . . .(J40-J47)  | 590                 | 4.2                           | 399.6                      |
| 7   | Alzheimer's disease . . . . .(G30)  | 1,072               | 3.0                           | 71.5                       | 7   | Diabetes mellitus . . . . .(E10-E14)  | 477                 | 3.4                           | 323.1                      |
| 8   | Nephritis, nephrotic syndrome and<br>nephrosis . . . . .(N00-N07,N17-N19,N25-N27) | 891                 | 2.5                           | 59.4                       | 8   | Essential hypertension and hypertensive renal<br>disease . . . . .(I10,I12,I15)                             | 359                 | 2.6                           | 243.2                      |
| 9   | Accidents (unintentional<br>injuries) . . . . .(V01-X59,Y85-Y86)                  | 850                 | 2.4                           | 56.7                       | 9   | Nephritis, nephrotic syndrome and<br>nephrosis . . . . .(N00-N07,N17-N19,N25-N27)                           | 339                 | 2.4                           | 229.6                      |
| 10  | Essential hypertension and hypertensive renal<br>disease . . . . .(I10,I12,I15)   | 706                 | 2.0                           | 47.1                       | 10  | Accidents (unintentional<br>injuries) . . . . .(V01-X59,Y85-Y86)  | 293                 | 2.1                           | 198.5                      |
| ...   | All other causes . . . . .(residual)  | 7,186               | 20.1                          | 479.2                      | ...   | All other causes . . . . .(residual)  | 3,205               | 23.1                          | 2,171.0                    |
| Asian or Pacific Islander,<br>both sexes, 65-74 years       |   |                     |                               |                            | Asian or Pacific Islander, male, all ages <sup>3</sup>      |   |                     |                               |                            |
| ...   | All causes  | 8,880               | 100.0                         | 987.4                      | ...   | All causes  | 26,600              | 100.0                         | 327.0                      |
| 1   | Malignant neoplasms . . . . .(C00-C97)  | 3,366               | 37.9                          | 374.3                      | 1   | Malignant neoplasms . . . . .(C00-C97)  | 7,210               | 27.1                          | 88.6                       |
| 2   | Diseases of heart . . . . .(I00-I09,I11,I13,I20-I51)                              | 1,898               | 21.4                          | 211.0                      | 2   | Diseases of heart . . . . .(I00-I09,I11,I13,I20-I51)  | 6,262               | 23.5                          | 77.0                       |
| 3   | Cerebrovascular diseases . . . . .(I60-I69)                                       | 669                 | 7.5                           | 74.4                       | 3   | Cerebrovascular diseases . . . . .(I60-I69)   | 1,747               | 6.6                           | 21.5                       |
| 4   | Diabetes mellitus . . . . .(E10-E14)  | 399                 | 4.5                           | 44.4                       | 4   | Accidents (unintentional<br>injuries) . . . . .(V01-X59,Y85-Y86)  | 1,337               | 5.0                           | 16.4                       |
| 5   | Accidents (unintentional<br>injuries) . . . . .(V01-X59,Y85-Y86)                  | 250                 | 2.8                           | 27.8                       | 5   | Diabetes mellitus . . . . .(E10-E14)  | 932                 | 3.5                           | 11.5                       |
| 6   | Chronic lower respiratory<br>diseases . . . . .(J40-J47)                          | 218                 | 2.5                           | 24.2                       | 6   | Chronic lower respiratory<br>diseases . . . . .(J40-J47)  | 910                 | 3.4                           | 11.2                       |
| 7   | Nephritis, nephrotic syndrome and<br>nephrosis . . . . .(N00-N07,N17-N19,N25-N27) | 210                 | 2.4                           | 23.3                       | 7   | Influenza and pneumonia . . . . .(J09-J18)  | 825                 | 3.1                           | 10.1                       |
| 8   | Influenza and pneumonia . . . . .(J09-J18)  | 181                 | 2.0                           | 20.1                       | 8   | Intentional self-harm<br>(suicide) . . . . .(*U03,X60-X84,Y87.0)  | 756                 | 2.8                           | 9.3                        |
| 9   | Essential hypertension and hypertensive renal<br>disease . . . . .(I10,I12,I15)   | 104                 | 1.2                           | 11.6                       | 9   | Nephritis, nephrotic syndrome and<br>nephrosis . . . . .(N00-N07,N17-N19,N25-N27)                           | 524                 | 2.0                           | 6.4                        |
| 10  | Septicemia . . . . .(A40-A41)   | 97                  | 1.1                           | 10.8                       | 10  | Alzheimer's disease . . . . .(G30)  | 345                 | 1.3                           | 4.2                        |
| ...   | All other causes . . . . .(residual)  | 1,488               | 16.8                          | 165.4                      | ...   | All other causes . . . . .(residual)  | 5,752               | 21.6                          | 70.7                       |
| Asian or Pacific Islander,<br>both sexes, 75-84 years       |   |                     |                               |                            | Asian or Pacific Islander, male, 1-4 years                  |   |                     |                               |                            |
| ...   | All causes  | 12,915              | 100.0                         | 2,853.1                    | ...   | All causes  | 92                  | 100.0                         | 19.3                       |
| 1   | Malignant neoplasms . . . . .(C00-C97)  | 3,568               | 27.6                          | 788.2                      | 1   | Accidents (unintentional<br>injuries) . . . . .(V01-X59,Y85-Y86)  | 26                  | 28.3                          | 5.5                        |
| 2   | Diseases of heart . . . . .(I00-I09,I11,I13,I20-I51)                              | 3,122               | 24.2                          | 689.7                      | 2   | Malignant neoplasms . . . . .(C00-C97)  | 17                  | 18.5                          | *                          |
| 3   | Cerebrovascular diseases . . . . .(I60-I69)                                       | 1,066               | 8.3                           | 235.5                      | 3   | Congenital malformations, deformations and<br>chromosomal abnormalities . . . . .(Q00-Q99)                  | 8                   | 8.7                           | *                          |
| 4   | Chronic lower respiratory<br>diseases . . . . .(J40-J47)                          | 529                 | 4.1                           | 116.9                      | 4   | Diseases of heart . . . . .(I00-I09,I11,I13,I20-I51)  | 5                   | 5.4                           | *                          |
| 5   | Diabetes mellitus . . . . .(E10-E14)  | 521                 | 4.0                           | 115.1                      | 5   | Cerebrovascular diseases . . . . .(I60-I69)   | 3                   | 3.3                           | *                          |
| 6   | Influenza and pneumonia . . . . .(J09-J18)  | 448                 | 3.5                           | 99.0                       | 6   | In situ neoplasms, benign neoplasms and<br>neoplasms of uncertain or unknown<br>behavior . . . . .(D00-D48) | 2                   | 2.2                           | *                          |
| 7   | Nephritis, nephrotic syndrome and<br>nephrosis . . . . .(N00-N07,N17-N19,N25-N27) | 342                 | 2.6                           | 75.6                       | 6   | Influenza and pneumonia . . . . .(J09-J18)  | 2                   | 2.2                           | *                          |
| 8   | Alzheimer's disease . . . . .(G30)  | 318                 | 2.5                           | 70.2                       | 6   | Chronic lower respiratory<br>diseases . . . . .(J40-J47)  | 2                   | 2.2                           | *                          |
| 9   | Accidents (unintentional<br>injuries) . . . . .(V01-X59,Y85-Y86)                  | 307                 | 2.4                           | 67.8                       | 9   | Septicemia . . . . .(A40-A41)   | 1                   | 1.1                           | *                          |
| 10  | Essential hypertension and hypertensive renal<br>disease . . . . .(I10,I12,I15)   | 243                 | 1.9                           | 53.7                       | 9   | Acute bronchitis and bronchiolitis . . . . .(J20-J21)   | 1                   | 1.1                           | *                          |
| ...   | All other causes . . . . .(residual)  | 2,451               | 19.0                          | 541.5                      | 9   | Nephritis, nephrotic syndrome and<br>nephrosis . . . . .(N00-N07,N17-N19,N25-N27)                           | 1                   | 1.1                           | *                          |
| See footnotes at end of table.                              |   |                     |                               |                            | 9   | Certain conditions originating in the perinatal<br>period . . . . .(P00-P96)                                | 1                   | 1.1                           | *                          |
|   |   |                     |                               |                            | 9   | Assault<br>(homicide) . . . . .(*U01-*U02,X85-Y09,Y87.1)  | 1                   | 1.1                           | *                          |
|   |   |                     |                               |                            | ...   | All other causes . . . . .(residual)  | 22                  | 23.9                          | 4.6                        |

**Table 1. Deaths, percentage of total deaths, and death rates for the 10 leading causes of death in selected age groups, by race and sex: United States, 2010—Con.**

[Rates are per 100,000 population in specified group. Data for races other than white and black should be interpreted with caution because of misreporting of race on death certificates; see Technical Notes. An asterisk (\*) preceding a cause-of-death code indicates that the code is not included in the *International Classification of Diseases, Tenth Revision* (ICD-10), Second Edition; see Technical Notes]

| Rank <sup>1</sup>                                   | Cause of death<br>(based on ICD-10, 2004),<br>race, sex, and age               | Number <sup>2</sup> | Percent<br>of total<br>deaths | Death<br>rate <sup>2</sup> | Rank <sup>1</sup>                                   | Cause of death<br>(based on ICD-10, 2004),<br>race, sex, and age                             | Number <sup>2</sup> | Percent<br>of total<br>deaths | Death<br>rate <sup>2</sup> |
|---|--|---------------------|-------------------------------|----------------------------|---|--|---------------------|-------------------------------|----------------------------|
| <b>Asian or Pacific Islander, male, 5–9 years</b>   |  |                     |                               |                            | <b>Asian or Pacific Islander, male, 15–19 years</b> |  |                     |                               |                            |
| ...   | All causes   | 56                  | 100.0                         | 9.6                        | ...   | All causes   | 176                 | 100.0                         | 29.3                       |
| 1   | Malignant neoplasms (C00–C97)  | 19                  | 33.9                          | *                          | 1   | Accidents (unintentional injuries) (V01–X59,Y85–Y86)   | 67                  | 38.1                          | 11.2                       |
| 2   | Accidents (unintentional injuries) (V01–X59,Y85–Y86)                           | 12                  | 21.4                          | *                          | 2   | Intentional self-harm (suicide) (*U03,X60–X84,Y87.0)   | 38                  | 21.6                          | 6.3                        |
| 3   | Chronic lower respiratory diseases (J40–J47)                                   | 4                   | 7.1                           | *                          | 3   | Assault (homicide) (*U01–*U02,X85–Y09,Y87.1)   | 19                  | 10.8                          | *                          |
| 4   | Congenital malformations, deformations and chromosomal abnormalities (Q00–Q99) | 3                   | 5.4                           | *                          | 4   | Malignant neoplasms (C00–C97)  | 16                  | 9.1                           | *                          |
| 5   | Septicemia (A40–A41)   | 2                   | 3.6                           | *                          | 5   | Diseases of heart (I00–I09,I11,I13,I20–I51)  | 7                   | 4.0                           | *                          |
| 5   | Diseases of heart (I00–I09,I11,I13,I20–I51)                                    | 2                   | 3.6                           | *                          | 6   | Congenital malformations, deformations and chromosomal abnormalities (Q00–Q99)               | 6                   | 3.4                           | *                          |
| 5   | Assault (homicide) (*U01–*U02,X85–Y09,Y87.1)                                   | 2                   | 3.6                           | *                          | 7   | Influenza and pneumonia (J09–J18)  | 4                   | 2.3                           | *                          |
| 8   | Anemias (D50–D64)  | 1                   | 1.8                           | *                          | 8   | In situ neoplasms, benign neoplasms and neoplasms of uncertain or unknown behavior (D00–D48) | 3                   | 1.7                           | *                          |
| 8   | Cerebrovascular diseases (I60–I69)   | 1                   | 1.8                           | *                          | 9   | Septicemia (A40–A41)   | 1                   | 0.6                           | *                          |
| 8   | Influenza and pneumonia (J09–J18)  | 1                   | 1.8                           | *                          | 9   | Cerebrovascular diseases (I60–I69)   | 1                   | 0.6                           | *                          |
| 8   | Nephritis, nephrotic syndrome and nephrosis (N00–N07,N17–N19,N25–N27)          | 1                   | 1.8                           | *                          | 9   | Chronic lower respiratory diseases (J40–J47)   | 1                   | 0.6                           | *                          |
| ...   | All other causes (residual)  | 8                   | 14.3                          | *                          | 9   | Legal intervention (Y35,Y89.0)   | 1                   | 0.6                           | *                          |
| <b>Asian or Pacific Islander, male, 10–14 years</b> |  |                     |                               |                            | <b>Asian or Pacific Islander, male, 20–24 years</b> |  |                     |                               |                            |
| ...   | All causes   | 40                  | 100.0                         | 7.2                        | ...   | All causes   | 368                 | 100.0                         | 55.3                       |
| 1   | Malignant neoplasms (C00–C97)  | 8                   | 20.0                          | *                          | 1   | Accidents (unintentional injuries) (V01–X59,Y85–Y86)   | 129                 | 35.1                          | 19.4                       |
| 2   | Accidents (unintentional injuries) (V01–X59,Y85–Y86)                           | 7                   | 17.5                          | *                          | 2   | Intentional self-harm (suicide) (*U03,X60–X84,Y87.0)   | 100                 | 27.2                          | 15.0                       |
| 3   | Intentional self-harm (suicide) (*U03,X60–X84,Y87.0)                           | 5                   | 12.5                          | *                          | 3   | Malignant neoplasms (C00–C97)  | 36                  | 9.8                           | 5.4                        |
| 4   | Assault (homicide) (*U01–*U02,X85–Y09,Y87.1)                                   | 4                   | 10.0                          | *                          | 4   | Assault (homicide) (*U01–*U02,X85–Y09,Y87.1)   | 32                  | 8.7                           | 4.8                        |
| 5   | Chronic lower respiratory diseases (J40–J47)                                   | 2                   | 5.0                           | *                          | 5   | Diseases of heart (I00–I09,I11,I13,I20–I51)  | 19                  | 5.2                           | *                          |
| 5   | Congenital malformations, deformations and chromosomal abnormalities (Q00–Q99) | 2                   | 5.0                           | *                          | 6   | Cerebrovascular diseases (I60–I69)   | 3                   | 0.8                           | *                          |
| 7   | Septicemia (A40–A41)   | 1                   | 2.5                           | *                          | 6   | Congenital malformations, deformations and chromosomal abnormalities (Q00–Q99)               | 3                   | 0.8                           | *                          |
| 7   | Diseases of heart (I00–I09,I11,I13,I20–I51)                                    | 1                   | 2.5                           | *                          | 8   | Septicemia (A40–A41)   | 2                   | 0.5                           | *                          |
| 7   | Cerebrovascular diseases (I60–I69)   | 1                   | 2.5                           | *                          | 8   | Human immunodeficiency virus (HIV) disease (B20–B24)   | 2                   | 0.5                           | *                          |
| 7   | Nephritis, nephrotic syndrome and nephrosis (N00–N07,N17–N19,N25–N27)          | 1                   | 2.5                           | *                          | 8   | Chronic lower respiratory diseases (J40–J47)   | 2                   | 0.5                           | *                          |
| ...   | All other causes (residual)  | 8                   | 20.0                          | *                          | ...   | All other causes (residual)  | 40                  | 10.9                          | 6.0                        |
| <b>Asian or Pacific Islander, male, 25–34 years</b> |  |                     |                               |                            | <b>Asian or Pacific Islander, male, 35–44 years</b> |  |                     |                               |                            |
| ...   | All causes   | 713                 | 100.0                         | 52.6                       | ...   | All causes   | 713                 | 100.0                         | 52.6                       |
| 1   | Accidents (unintentional injuries) (V01–X59,Y85–Y86)                           | 203                 | 28.5                          | 15.0                       | 1   | Accidents (unintentional injuries) (V01–X59,Y85–Y86)   | 203                 | 28.5                          | 15.0                       |
| 2   | Intentional self-harm (suicide) (*U03,X60–X84,Y87.0)                           | 154                 | 21.6                          | 11.4                       | 2   | Intentional self-harm (suicide) (*U03,X60–X84,Y87.0)   | 154                 | 21.6                          | 11.4                       |
| 3   | Malignant neoplasms (C00–C97)  | 88                  | 12.3                          | 6.5                        | 3   | Malignant neoplasms (C00–C97)  | 88                  | 12.3                          | 6.5                        |
| 4   | Diseases of heart (I00–I09,I11,I13,I20–I51)                                    | 72                  | 10.1                          | 5.3                        | 4   | Diseases of heart (I00–I09,I11,I13,I20–I51)  | 72                  | 10.1                          | 5.3                        |
| 5   | Assault (homicide) (*U01–*U02,X85–Y09,Y87.1)                                   | 48                  | 6.7                           | 3.5                        | 5   | Assault (homicide) (*U01–*U02,X85–Y09,Y87.1)   | 48                  | 6.7                           | 3.5                        |
| 6   | Cerebrovascular diseases (I60–I69)   | 12                  | 1.7                           | *                          | 6   | Cerebrovascular diseases (I60–I69)   | 12                  | 1.7                           | *                          |
| 7   | Congenital malformations, deformations and chromosomal abnormalities (Q00–Q99) | 11                  | 1.5                           | *                          | 7   | Congenital malformations, deformations and chromosomal abnormalities (Q00–Q99)               | 11                  | 1.5                           | *                          |
| 8   | Influenza and pneumonia (J09–J18)  | 8                   | 1.1                           | *                          | 8   | Influenza and pneumonia (J09–J18)  | 8                   | 1.1                           | *                          |
| 9   | Chronic liver disease and cirrhosis (K70,K73–K74)                              | 7                   | 1.0                           | *                          | 9   | Chronic liver disease and cirrhosis (K70,K73–K74)  | 7                   | 1.0                           | *                          |
| 10  | Aortic aneurysm and dissection (I71)   | 6                   | 0.8                           | *                          | 10  | Aortic aneurysm and dissection (I71)   | 6                   | 0.8                           | *                          |
| ...   | All other causes (residual)  | 104                 | 14.6                          | 7.7                        | ...   | All other causes (residual)  | 104                 | 14.6                          | 7.7                        |

See footnotes at end of table.

**Table 1. Deaths, percentage of total deaths, and death rates for the 10 leading causes of death in selected age groups, by race and sex: United States, 2010—Con.**

[Rates are per 100,000 population in specified group. Data for races other than white and black should be interpreted with caution because of misreporting of race on death certificates; see Technical Notes. An asterisk (\*) preceding a cause-of-death code indicates that the code is not included in the *International Classification of Diseases, Tenth Revision* (ICD-10), Second Edition; see Technical Notes]

| Rank <sup>1</sup>                            | Cause of death<br>(based on ICD-10, 2004),<br>race, sex, and age      | Number <sup>2</sup> | Percent<br>of total<br>deaths | Death<br>rate <sup>2</sup> | Rank <sup>1</sup>                                     | Cause of death<br>(based on ICD-10, 2004),<br>race, sex, and age      | Number <sup>2</sup> | Percent<br>of total<br>deaths | Death<br>rate <sup>2</sup> |
|--|---|---------------------|-------------------------------|----------------------------|---|---|---------------------|-------------------------------|----------------------------|
| Asian or Pacific Islander, male, 35–44 years |   |                     |                               |                            | Asian or Pacific Islander, male,<br>65 years and over |   |                     |                               |                            |
| ...  | All causes  | 1,084               | 100.0                         | 83.5                       | ...   | All causes  | 17,318              | 100.0                         | 2,668.4                    |
| 1  | Malignant neoplasms (C00–C97)   | 236                 | 21.8                          | 18.2                       | 1   | Malignant neoplasms (C00–C97)   | 4,578               | 26.4                          | 705.4                      |
| 2  | Diseases of heart (I00–I09,I11,I13,I20–I51)                           | 206                 | 19.0                          | 15.9                       | 2   | Diseases of heart (I00–I09,I11,I13,I20–I51)                           | 4,506               | 26.0                          | 694.3                      |
| 3  | Accidents (unintentional injuries) (V01–X59,Y85–Y86)                  | 141                 | 13.0                          | 10.9                       | 3   | Cerebrovascular diseases (I60–I69)                                    | 1,256               | 7.3                           | 193.5                      |
| 4  | Intentional self-harm (suicide) (*U03,X60–X84,Y87.0)                  | 127                 | 11.7                          | 9.8                        | 4   | Chronic lower respiratory diseases (J40–J47)                          | 813                 | 4.7                           | 125.3                      |
| 5  | Cerebrovascular diseases (I60–I69)                                    | 67                  | 6.2                           | 5.2                        | 5   | Influenza and pneumonia (J09–J18)                                     | 712                 | 4.1                           | 109.7                      |
| 6  | Assault (homicide) (*U01–*U02,X85–Y09,Y87.1)                          | 40                  | 3.7                           | 3.1                        | 6   | Diabetes mellitus (E10–E14)   | 638                 | 3.7                           | 98.3                       |
| 7  | Chronic liver disease and cirrhosis (K70,K73–K74)                     | 33                  | 3.0                           | 2.5                        | 7   | Accidents (unintentional injuries) (V01–X59,Y85–Y86)                  | 433                 | 2.5                           | 66.7                       |
| 8  | Diabetes mellitus (E10–E14)   | 20                  | 1.8                           | 1.5                        | 8   | Nephritis, nephrotic syndrome and nephrosis (N00–N07,N17–N19,N25–N27) | 420                 | 2.4                           | 64.7                       |
| 9  | Influenza and pneumonia (J09–J18)                                     | 13                  | 1.2                           | *                          | 9   | Alzheimer's disease (G30)   | 341                 | 2.0                           | 52.5                       |
| 10   | Human immunodeficiency virus (HIV) disease (B20–B24)                  | 11                  | 1.0                           | *                          | 10  | Essential hypertension and hypertensive renal disease (I10,I12,I15)   | 274                 | 1.6                           | 42.2                       |
| ...  | All other causes (residual)   | 190                 | 17.5                          | 14.6                       | ...   | All other causes (residual)   | 3,347               | 19.3                          | 515.7                      |
| Asian or Pacific Islander, male, 45–54 years |   |                     |                               |                            | Asian or Pacific Islander, male, 65–74 years          |   |                     |                               |                            |
| ...  | All causes  | 2,297               | 100.0                         | 213.7                      | ...   | All causes  | 5,009               | 100.0                         | 1,226.0                    |
| 1  | Malignant neoplasms (C00–C97)   | 724                 | 31.5                          | 67.4                       | 1   | Malignant neoplasms (C00–C97)   | 1,823               | 36.4                          | 446.2                      |
| 2  | Diseases of heart (I00–I09,I11,I13,I20–I51)                           | 529                 | 23.0                          | 49.2                       | 2   | Diseases of heart (I00–I09,I11,I13,I20–I51)                           | 1,203               | 24.0                          | 294.4                      |
| 3  | Cerebrovascular diseases (I60–I69)                                    | 158                 | 6.9                           | 14.7                       | 3   | Cerebrovascular diseases (I60–I69)                                    | 347                 | 6.9                           | 84.9                       |
| 4  | Accidents (unintentional injuries) (V01–X59,Y85–Y86)                  | 157                 | 6.8                           | 14.6                       | 4   | Diabetes mellitus (E10–E14)   | 209                 | 4.2                           | 51.2                       |
| 5  | Intentional self-harm (suicide) (*U03,X60–X84,Y87.0)                  | 129                 | 5.6                           | 12.0                       | 5   | Chronic lower respiratory diseases (J40–J47)                          | 148                 | 3.0                           | 36.2                       |
| 6  | Diabetes mellitus (E10–E14)   | 80                  | 3.5                           | 7.4                        | 6   | Accidents (unintentional injuries) (V01–X59,Y85–Y86)                  | 136                 | 2.7                           | 33.3                       |
| 7  | Chronic liver disease and cirrhosis (K70,K73–K74)                     | 72                  | 3.1                           | 6.7                        | 7   | Nephritis, nephrotic syndrome and nephrosis (N00–N07,N17–N19,N25–N27) | 116                 | 2.3                           | 28.4                       |
| 8  | Viral hepatitis (B15–B19)   | 34                  | 1.5                           | 3.2                        | 8   | Influenza and pneumonia (J09–J18)                                     | 114                 | 2.3                           | 27.9                       |
| 9  | Nephritis, nephrotic syndrome and nephrosis (N00–N07,N17–N19,N25–N27) | 33                  | 1.4                           | 3.1                        | 9   | Chronic liver disease and cirrhosis (K70,K73–K74)                     | 55                  | 1.1                           | 13.5                       |
| 10   | Assault (homicide) (*U01–*U02,X85–Y09,Y87.1)                          | 32                  | 1.4                           | 3.0                        | 10  | Intentional self-harm (suicide) (*U03,X60–X84,Y87.0)                  | 53                  | 1.1                           | 13.0                       |
| ...  | All other causes (residual)   | 349                 | 15.2                          | 32.5                       | ...   | All other causes (residual)   | 805                 | 16.1                          | 197.0                      |
| Asian or Pacific Islander, male, 55–64 years |   |                     |                               |                            | Asian or Pacific Islander, male, 75–84 years          |   |                     |                               |                            |
| ...  | All causes  | 3,951               | 100.0                         | 519.0                      | ...   | All causes  | 6,387               | 100.0                         | 3,438.7                    |
| 1  | Malignant neoplasms (C00–C97)   | 1,486               | 37.6                          | 195.2                      | 1   | Malignant neoplasms (C00–C97)   | 1,821               | 28.5                          | 980.4                      |
| 2  | Diseases of heart (I00–I09,I11,I13,I20–I51)                           | 908                 | 23.0                          | 119.3                      | 2   | Diseases of heart (I00–I09,I11,I13,I20–I51)                           | 1,589               | 24.9                          | 855.5                      |
| 3  | Cerebrovascular diseases (I60–I69)                                    | 241                 | 6.1                           | 31.7                       | 3   | Cerebrovascular diseases (I60–I69)                                    | 483                 | 7.6                           | 260.0                      |
| 4  | Diabetes mellitus (E10–E14)   | 192                 | 4.9                           | 25.2                       | 4   | Chronic lower respiratory diseases (J40–J47)                          | 336                 | 5.3                           | 180.9                      |
| 5  | Accidents (unintentional injuries) (V01–X59,Y85–Y86)                  | 145                 | 3.7                           | 19.0                       | 5   | Influenza and pneumonia (J09–J18)                                     | 240                 | 3.8                           | 129.2                      |
| 6  | Intentional self-harm (suicide) (*U03,X60–X84,Y87.0)                  | 106                 | 2.7                           | 13.9                       | 6   | Diabetes mellitus (E10–E14)   | 235                 | 3.7                           | 126.5                      |
| 7  | Chronic liver disease and cirrhosis (K70,K73–K74)                     | 90                  | 2.3                           | 11.8                       | 7   | Nephritis, nephrotic syndrome and nephrosis (N00–N07,N17–N19,N25–N27) | 165                 | 2.6                           | 88.8                       |
| 8  | Viral hepatitis (B15–B19)   | 71                  | 1.8                           | 9.3                        | 8   | Accidents (unintentional injuries) (V01–X59,Y85–Y86)                  | 158                 | 2.5                           | 85.1                       |
| 9  | Chronic lower respiratory diseases (J40–J47)                          | 59                  | 1.5                           | 7.8                        | 9   | Essential hypertension and hypertensive renal disease (I10,I12,I15)   | 108                 | 1.7                           | 58.1                       |
| 10   | Influenza and pneumonia (J09–J18)                                     | 55                  | 1.4                           | 7.2                        | 10  | Alzheimer's disease (G30)   | 96                  | 1.5                           | 51.7                       |
| ...  | All other causes (residual)   | 598                 | 15.1                          | 78.6                       | ...   | All other causes (residual)   | 1,156               | 18.1                          | 622.4                      |

See footnotes at end of table.

**Table 1. Deaths, percentage of total deaths, and death rates for the 10 leading causes of death in selected age groups, by race and sex: United States, 2010—Con.**

[Rates are per 100,000 population in specified group. Data for races other than white and black should be interpreted with caution because of misreporting of race on death certificates; see Technical Notes. An asterisk (\*) preceding a cause-of-death code indicates that the code is not included in the *International Classification of Diseases, Tenth Revision* (ICD-10), Second Edition; see Technical Notes]

| Rank <sup>1</sup>  | Cause of death<br>(based on ICD-10, 2004),<br>race, sex, and age  | Number <sup>2</sup> | Percent<br>of total<br>deaths | Death<br>rate <sup>2</sup> | Rank <sup>1</sup>                              | Cause of death<br>(based on ICD-10, 2004),<br>race, sex, and age  | Number <sup>2</sup> | Percent<br>of total<br>deaths | Death<br>rate <sup>2</sup> |
|--|---|---------------------|-------------------------------|----------------------------|--|---|---------------------|-------------------------------|----------------------------|
| Asian or Pacific Islander, male,<br>85 years and over    |   |                     |                               |                            | Asian or Pacific Islander, female, 5–9 years   |   |                     |                               |                            |
| ...  | All causes  | 5,922               | 100.0                         | 10,824.5                   | ...  | All causes  | 43                  | 100.0                         | 7.4                        |
| 1  | Diseases of heart . . . . .(I00–I09,I11,I13,I20–I51)  | 1,714               | 28.9                          | 3,132.9                    | 1  | Malignant neoplasms . . . . .(C00–C97)  | 12                  | 27.9                          | *                          |
| 2  | Malignant neoplasms . . . . .(C00–C97)  | 934                 | 15.8                          | 1,707.2                    | 2  | Congenital malformations, deformations and<br>chromosomal abnormalities . . . . .(Q00–Q99)                  | 5                   | 11.6                          | *                          |
| 3  | Cerebrovascular diseases . . . . .(I60–I69)   | 426                 | 7.2                           | 778.7                      | 3  | Accidents (unintentional<br>injuries) . . . . .(V01–X59,Y85–Y86)  | 4                   | 9.3                           | *                          |
| 4  | Influenza and pneumonia . . . . .(J09–J18)  | 358                 | 6.0                           | 654.4                      | 4  | Septicemia . . . . .(A40–A41)   | 3                   | 7.0                           | *                          |
| 5  | Chronic lower respiratory<br>diseases . . . . .(J40–J47)  | 329                 | 5.6                           | 601.4                      | 5  | Cerebrovascular diseases . . . . .(I60–I69)   | 2                   | 4.7                           | *                          |
| 6  | Alzheimer's disease . . . . .(G30)  | 220                 | 3.7                           | 402.1                      | 5  | Influenza and pneumonia . . . . .(J09–J18)  | 2                   | 4.7                           | *                          |
| 7  | Diabetes mellitus . . . . .(E10–E14)  | 194                 | 3.3                           | 354.6                      | 5  | Complications of medical and surgical<br>care . . . . .(Y40–Y84,Y88)  | 2                   | 4.7                           | *                          |
| 8  | Nephritis, nephrotic syndrome and<br>nephrosis . . . . .(N00–N07,N17–N19,N25–N27)                           | 139                 | 2.3                           | 254.1                      | 8  | Meningococcal infection . . . . .(A39)  | 1                   | 2.3                           | *                          |
| 8  | Accidents (unintentional<br>injuries) . . . . .(V01–X59,Y85–Y86)  | 139                 | 2.3                           | 254.1                      | 8  | In situ neoplasms, benign neoplasms and<br>neoplasms of uncertain or unknown<br>behavior . . . . .(D00–D48) | 1                   | 2.3                           | *                          |
| 10   | Essential hypertension and hypertensive renal<br>disease . . . . .(I10,I12,I15)                             | 128                 | 2.2                           | 234.0                      | 8  | Diseases of heart . . . . .(I00–I09,I11,I13,I20–I51)  | 1                   | 2.3                           | *                          |
| ...  | All other causes . . . . .(residual)  | 1,341               | 22.6                          | 2,451.2                    | 8  | Certain conditions originating in the perinatal<br>period . . . . .(P00–P96)                                | 1                   | 2.3                           | *                          |
| Asian or Pacific Islander, female, all ages <sup>3</sup> |   |                     |                               |                            | ...  | All other causes . . . . .(residual)  | 9                   | 20.9                          | *                          |
| ...  | All causes  | 24,562              | 100.0                         | 277.3                      | Asian or Pacific Islander, female, 10–14 years |   |                     |                               |                            |
| 1  | Malignant neoplasms . . . . .(C00–C97)  | 6,955               | 28.3                          | 78.5                       | ...  | All causes  | 46                  | 100.0                         | 8.5                        |
| 2  | Diseases of heart . . . . .(I00–I09,I11,I13,I20–I51)  | 5,228               | 21.3                          | 59.0                       | 1  | Malignant neoplasms . . . . .(C00–C97)  | 16                  | 34.8                          | *                          |
| 3  | Cerebrovascular diseases . . . . .(I60–I69)   | 2,086               | 8.5                           | 23.5                       | 2  | Accidents (unintentional<br>injuries) . . . . .(V01–X59,Y85–Y86)  | 6                   | 13.0                          | *                          |
| 4  | Diabetes mellitus . . . . .(E10–E14)  | 906                 | 3.7                           | 10.2                       | 3  | Diseases of heart . . . . .(I00–I09,I11,I13,I20–I51)  | 2                   | 4.3                           | *                          |
| 5  | Accidents (unintentional<br>injuries) . . . . .(V01–X59,Y85–Y86)  | 807                 | 3.3                           | 9.1                        | 3  | Intentional self-harm<br>(suicide) . . . . .(*U03,X60–X84,Y87.0)  | 2                   | 4.3                           | *                          |
| 6  | Alzheimer's disease . . . . .(G30)  | 737                 | 3.0                           | 8.3                        | 3  | Assault<br>(homicide) . . . . .(*U01–*U02,X85–Y09,Y87.1)  | 2                   | 4.3                           | *                          |
| 7  | Influenza and pneumonia . . . . .(J09–J18)  | 714                 | 2.9                           | 8.1                        | 6  | Septicemia . . . . .(A40–A41)   | 1                   | 2.2                           | *                          |
| 8  | Chronic lower respiratory<br>diseases . . . . .(J40–J47)  | 577                 | 2.3                           | 6.5                        | 6  | In situ neoplasms, benign neoplasms and<br>neoplasms of uncertain or unknown<br>behavior . . . . .(D00–D48) | 1                   | 2.2                           | *                          |
| 9  | Nephritis, nephrotic syndrome and<br>nephrosis . . . . .(N00–N07,N17–N19,N25–N27)                           | 567                 | 2.3                           | 6.4                        | 6  | Anemias . . . . .(D50–D64)  | 1                   | 2.2                           | *                          |
| 10   | Essential hypertension and hypertensive renal<br>disease . . . . .(I10,I12,I15)                             | 477                 | 1.9                           | 5.4                        | 6  | Cerebrovascular diseases . . . . .(I60–I69)   | 1                   | 2.2                           | *                          |
| ...  | All other causes . . . . .(residual)  | 5,508               | 22.4                          | 62.2                       | 6  | Chronic lower respiratory<br>diseases . . . . .(J40–J47)  | 1                   | 2.2                           | *                          |
| Asian or Pacific Islander, female, 1–4 years             |   |                     |                               |                            | 6  | Certain conditions originating in the perinatal<br>period . . . . .(P00–P96)                                | 1                   | 2.2                           | *                          |
| ...  | All causes  | 75                  | 100.0                         | 16.3                       | 6  | Congenital malformations, deformations and<br>chromosomal abnormalities . . . . .(Q00–Q99)                  | 1                   | 2.2                           | *                          |
| 1  | Accidents (unintentional<br>injuries) . . . . .(V01–X59,Y85–Y86)  | 16                  | 21.3                          | *                          | 6  | Complications of medical and surgical<br>care . . . . .(Y40–Y84,Y88)  | 1                   | 2.2                           | *                          |
| 2  | Congenital malformations, deformations and<br>chromosomal abnormalities . . . . .(Q00–Q99)                  | 15                  | 20.0                          | *                          | ...  | All other causes . . . . .(residual)  | 10                  | 21.7                          | *                          |
| 3  | Malignant neoplasms . . . . .(C00–C97)  | 6                   | 8.0                           | *                          |  |   |                     |                               |                            |
| 4  | Assault<br>(homicide) . . . . .(*U01–*U02,X85–Y09,Y87.1)  | 4                   | 5.3                           | *                          |  |   |                     |                               |                            |
| 5  | Diseases of heart . . . . .(I00–I09,I11,I13,I20–I51)  | 3                   | 4.0                           | *                          |  |   |                     |                               |                            |
| 5  | Chronic lower respiratory<br>diseases . . . . .(J40–J47)  | 3                   | 4.0                           | *                          |  |   |                     |                               |                            |
| 7  | In situ neoplasms, benign neoplasms and<br>neoplasms of uncertain or unknown<br>behavior . . . . .(D00–D48) | 2                   | 2.7                           | *                          |  |   |                     |                               |                            |
| 7  | Influenza and pneumonia . . . . .(J09–J18)  | 2                   | 2.7                           | *                          |  |   |                     |                               |                            |
| 9  | Septicemia . . . . .(A40–A41)   | 1                   | 1.3                           | *                          |  |   |                     |                               |                            |
| 9  | Anemias . . . . .(D50–D64)  | 1                   | 1.3                           | *                          |  |   |                     |                               |                            |
| 9  | Meningitis . . . . .(G00,G03)   | 1                   | 1.3                           | *                          |  |   |                     |                               |                            |
| 9  | Cerebrovascular diseases . . . . .(I60–I69)   | 1                   | 1.3                           | *                          |  |   |                     |                               |                            |
| ...  | All other causes . . . . .(residual)  | 20                  | 26.7                          | 4.3                        |  |   |                     |                               |                            |

See footnotes at end of table.

**Table 1. Deaths, percentage of total deaths, and death rates for the 10 leading causes of death in selected age groups, by race and sex: United States, 2010—Con.**

[Rates are per 100,000 population in specified group. Data for races other than white and black should be interpreted with caution because of misreporting of race on death certificates; see Technical Notes. An asterisk (\*) preceding a cause-of-death code indicates that the code is not included in the *International Classification of Diseases, Tenth Revision* (ICD-10), Second Edition; see Technical Notes]

| Rank <sup>1</sup>                              | Cause of death<br>(based on ICD-10, 2004),<br>race, sex, and age                                       | Number <sup>2</sup> | Percent<br>of total<br>deaths | Death<br>rate <sup>2</sup> | Rank <sup>1</sup>                              | Cause of death<br>(based on ICD-10, 2004),<br>race, sex, and age                         | Number <sup>2</sup> | Percent<br>of total<br>deaths | Death<br>rate <sup>2</sup> |
|--|--|---------------------|-------------------------------|----------------------------|--|--|---------------------|-------------------------------|----------------------------|
| Asian or Pacific Islander, female, 15–19 years |  |                     |                               |                            | Asian or Pacific Islander, female, 25–34 years |  |                     |                               |                            |
| ...  | All causes   | 91                  | 100.0                         | 15.9                       | ...  | All causes   | 406                 | 100.0                         | 27.1                       |
| 1  | Accidents (unintentional injuries) . . . . . (V01–X59,Y85–Y86)   | 30                  | 33.0                          | 5.2                        | 1  | Malignant neoplasms . . . . . (C00–C97)  | 107                 | 26.4                          | 7.1                        |
| 2  | Intentional self-harm (suicide) . . . . . (*U03,X60–X84,Y87.0)   | 17                  | 18.7                          | *                          | 2  | Accidents (unintentional injuries) . . . . . (V01–X59,Y85–Y86)                           | 66                  | 16.3                          | 4.4                        |
| 3  | Malignant neoplasms . . . . . (C00–C97)  | 12                  | 13.2                          | *                          | 3  | Intentional self-harm (suicide) . . . . . (*U03,X60–X84,Y87.0)                           | 60                  | 14.8                          | 4.0                        |
| 4  | Diseases of heart . . . . . (I00–I09,I11,I13,I20–I51)  | 4                   | 4.4                           | *                          | 4  | Pregnancy, childbirth and the puerperium . . . . . (O00–O99)                             | 26                  | 6.4                           | 1.7                        |
| 4  | Assault (homicide) . . . . . (*U01–*U02,X85–Y09,Y87.1)   | 4                   | 4.4                           | *                          | 5  | Diseases of heart . . . . . (I00–I09,I11,I13,I20–I51)                                    | 25                  | 6.2                           | 1.7                        |
| 6  | Anemias . . . . . (D50–D64)  | 2                   | 2.2                           | *                          | 6  | Assault (homicide) . . . . . (*U01–*U02,X85–Y09,Y87.1)                                   | 16                  | 3.9                           | *                          |
| 6  | Congenital malformations, deformations and chromosomal abnormalities . . . . . (Q00–Q99)               | 2                   | 2.2                           | *                          | 7  | Cerebrovascular diseases . . . . . (I60–I69)   | 13                  | 3.2                           | *                          |
| 8  | Tuberculosis . . . . . (A16–A19)   | 1                   | 1.1                           | *                          | 8  | Septicemia . . . . . (A40–A41)   | 8                   | 2.0                           | *                          |
| 8  | In situ neoplasms, benign neoplasms and neoplasms of uncertain or unknown behavior . . . . . (D00–D48) | 1                   | 1.1                           | *                          | 9  | Congenital malformations, deformations and chromosomal abnormalities . . . . . (Q00–Q99) | 7                   | 1.7                           | *                          |
| 8  | Cerebrovascular diseases . . . . . (I60–I69)   | 1                   | 1.1                           | *                          | 10   | Chronic lower respiratory diseases . . . . . (J40–J47)                                   | 4                   | 1.0                           | *                          |
| 8  | Aortic aneurysm and dissection . . . . . (I71)   | 1                   | 1.1                           | *                          | 10   | Chronic liver disease and cirrhosis . . . . . (K70,K73–K74)                              | 4                   | 1.0                           | *                          |
| 8  | Pregnancy, childbirth and the puerperium . . . . . (O00–O99)   | 1                   | 1.1                           | *                          | ...  | All other causes . . . . . (residual)  | 70                  | 17.2                          | 4.7                        |
| ...  | All other causes . . . . . (residual)  | 15                  | 16.5                          | *                          | Asian or Pacific Islander, female, 35–44 years |  |                     |                               |                            |
| Asian or Pacific Islander, female, 20–24 years |  |                     |                               |                            | ...  | All causes   | 710                 | 100.0                         | 49.0                       |
| ...  | All causes   | 117                 | 100.0                         | 18.0                       | 1  | Malignant neoplasms . . . . . (C00–C97)  | 315                 | 44.4                          | 21.7                       |
| 1  | Accidents (unintentional injuries) . . . . . (V01–X59,Y85–Y86)   | 30                  | 25.6                          | 4.6                        | 2  | Intentional self-harm (suicide) . . . . . (*U03,X60–X84,Y87.0)                           | 62                  | 8.7                           | 4.3                        |
| 2  | Intentional self-harm (suicide) . . . . . (*U03,X60–X84,Y87.0)   | 26                  | 22.2                          | 4.0                        | 3  | Diseases of heart . . . . . (I00–I09,I11,I13,I20–I51)                                    | 46                  | 6.5                           | 3.2                        |
| 3  | Malignant neoplasms . . . . . (C00–C97)  | 16                  | 13.7                          | *                          | 3  | Cerebrovascular diseases . . . . . (I60–I69)   | 46                  | 6.5                           | 3.2                        |
| 4  | Assault (homicide) . . . . . (*U01–*U02,X85–Y09,Y87.1)   | 8                   | 6.8                           | *                          | 3  | Accidents (unintentional injuries) . . . . . (V01–X59,Y85–Y86)                           | 46                  | 6.5                           | 3.2                        |
| 5  | Diseases of heart . . . . . (I00–I09,I11,I13,I20–I51)  | 7                   | 6.0                           | *                          | 6  | Assault (homicide) . . . . . (*U01–*U02,X85–Y09,Y87.1)                                   | 21                  | 3.0                           | 1.4                        |
| 6  | Cerebrovascular diseases . . . . . (I60–I69)   | 4                   | 3.4                           | *                          | 7  | Diabetes mellitus . . . . . (E10–E14)  | 19                  | 2.7                           | *                          |
| 7  | Congenital malformations, deformations and chromosomal abnormalities . . . . . (Q00–Q99)               | 3                   | 2.6                           | *                          | 8  | Pregnancy, childbirth and the puerperium . . . . . (O00–O99)                             | 14                  | 2.0                           | *                          |
| 8  | Influenza and pneumonia . . . . . (J09–J18)  | 2                   | 1.7                           | *                          | 9  | Nephritis, nephrotic syndrome and nephrosis . . . . . (N00–N07,N17–N19,N25–N27)          | 13                  | 1.8                           | *                          |
| 9  | Scarlet fever and erysipelas . . . . . (A38,A46)   | 1                   | 0.9                           | *                          | 10   | Chronic liver disease and cirrhosis . . . . . (K70,K73–K74)                              | 11                  | 1.5                           | *                          |
| 9  | Meningococcal infection . . . . . (A39)  | 1                   | 0.9                           | *                          | ...  | All other causes . . . . . (residual)  | 117                 | 16.5                          | 8.1                        |
| 9  | Nephritis, nephrotic syndrome and nephrosis . . . . . (N00–N07,N17–N19,N25–N27)                        | 1                   | 0.9                           | *                          | Asian or Pacific Islander, female, 45–54 years |  |                     |                               |                            |
| 9  | Complications of medical and surgical care . . . . . (Y40–Y84,Y88)                                     | 1                   | 0.9                           | *                          | ...  | All causes   | 1,565               | 100.0                         | 127.9                      |
| ...  | All other causes . . . . . (residual)  | 17                  | 14.5                          | *                          | 1  | Malignant neoplasms . . . . . (C00–C97)  | 850                 | 54.3                          | 69.5                       |
| See footnotes at end of table.                 |  |                     |                               |                            |  |  |                     |                               |                            |
| 1  | Malignant neoplasms . . . . . (C00–C97)  | 850                 | 54.3                          | 69.5                       | 2  | Diseases of heart . . . . . (I00–I09,I11,I13,I20–I51)                                    | 130                 | 8.3                           | 10.6                       |
| 2  | Diseases of heart . . . . . (I00–I09,I11,I13,I20–I51)  | 130                 | 8.3                           | 10.6                       | 3  | Cerebrovascular diseases . . . . . (I60–I69)   | 97                  | 6.2                           | 7.9                        |
| 3  | Cerebrovascular diseases . . . . . (I60–I69)   | 97                  | 6.2                           | 7.9                        | 4  | Accidents (unintentional injuries) . . . . . (V01–X59,Y85–Y86)                           | 85                  | 5.4                           | 6.9                        |
| 4  | Accidents (unintentional injuries) . . . . . (V01–X59,Y85–Y86)   | 85                  | 5.4                           | 6.9                        | 5  | Intentional self-harm (suicide) . . . . . (*U03,X60–X84,Y87.0)                           | 58                  | 3.7                           | 4.7                        |
| 5  | Intentional self-harm (suicide) . . . . . (*U03,X60–X84,Y87.0)   | 58                  | 3.7                           | 4.7                        | 6  | Diabetes mellitus . . . . . (E10–E14)  | 39                  | 2.5                           | 3.2                        |
| 6  | Diabetes mellitus . . . . . (E10–E14)  | 39                  | 2.5                           | 3.2                        | 7  | Chronic liver disease and cirrhosis . . . . . (K70,K73–K74)                              | 25                  | 1.6                           | 2.0                        |
| 7  | Chronic liver disease and cirrhosis . . . . . (K70,K73–K74)  | 25                  | 1.6                           | 2.0                        | 8  | Nephritis, nephrotic syndrome and nephrosis . . . . . (N00–N07,N17–N19,N25–N27)          | 24                  | 1.5                           | 2.0                        |
| 8  | Nephritis, nephrotic syndrome and nephrosis . . . . . (N00–N07,N17–N19,N25–N27)                        | 24                  | 1.5                           | 2.0                        | 9  | Septicemia . . . . . (A40–A41)   | 21                  | 1.3                           | 1.7                        |
| 9  | Septicemia . . . . . (A40–A41)   | 21                  | 1.3                           | 1.7                        | 10   | Essential hypertension and hypertensive renal disease . . . . . (I10,I12,I15)            | 15                  | 1.0                           | *                          |
| 10   | Essential hypertension and hypertensive renal disease . . . . . (I10,I12,I15)                          | 15                  | 1.0                           | *                          | ...  | All other causes . . . . . (residual)  | 221                 | 14.1                          | 18.1                       |
| ...  | All other causes . . . . . (residual)  | 221                 | 14.1                          | 18.1                       |  |  |                     |                               |                            |

**Table 1. Deaths, percentage of total deaths, and death rates for the 10 leading causes of death in selected age groups, by race and sex: United States, 2010—Con.**

[Rates are per 100,000 population in specified group. Data for races other than white and black should be interpreted with caution because of misreporting of race on death certificates; see Technical Notes. An asterisk (\*) preceding a cause-of-death code indicates that the code is not included in the *International Classification of Diseases, Tenth Revision* (ICD-10), Second Edition; see Technical Notes]

| Rank <sup>1</sup>                                    | Cause of death<br>(based on ICD-10, 2004),<br>race, sex, and age      | Number <sup>2</sup> | Percent<br>of total<br>deaths | Death<br>rate <sup>2</sup> | Rank <sup>1</sup>                                    | Cause of death<br>(based on ICD-10, 2004),<br>race, sex, and age      | Number <sup>2</sup> | Percent<br>of total<br>deaths | Death<br>rate <sup>2</sup> |
|--|---|---------------------|-------------------------------|----------------------------|--|---|---------------------|-------------------------------|----------------------------|
| Asian or Pacific Islander, female, 55–64 years       |   |                     |                               |                            | Asian or Pacific Islander, female, 75–84 years       |   |                     |                               |                            |
| ...  | All causes  | 2,748               | 100.0                         | 298.8                      | ...  | All causes  | 6,528               | 100.0                         | 2,445.5                    |
| 1  | Malignant neoplasms (C00–C97)   | 1,404               | 51.1                          | 152.6                      | 1  | Malignant neoplasms (C00–C97)   | 1,747               | 26.8                          | 654.5                      |
| 2  | Diseases of heart (I00–I09,I11,I13,I20–I51)                           | 373                 | 13.6                          | 40.6                       | 2  | Diseases of heart (I00–I09,I11,I13,I20–I51)                           | 1,533               | 23.5                          | 574.3                      |
| 3  | Cerebrovascular diseases (I60–I69)                                    | 203                 | 7.4                           | 22.1                       | 3  | Cerebrovascular diseases (I60–I69)                                    | 583                 | 8.9                           | 218.4                      |
| 4  | Accidents (unintentional injuries) (V01–X59,Y85–Y86)                  | 96                  | 3.5                           | 10.4                       | 4  | Diabetes mellitus (E10–E14)   | 286                 | 4.4                           | 107.1                      |
| 5  | Diabetes mellitus (E10–E14)   | 88                  | 3.2                           | 9.6                        | 5  | Alzheimer's disease (G30)   | 222                 | 3.4                           | 83.2                       |
| 6  | Nephritis, nephrotic syndrome and nephrosis (N00–N07,N17–N19,N25–N27) | 54                  | 2.0                           | 5.9                        | 6  | Influenza and pneumonia (J09–J18)                                     | 208                 | 3.2                           | 77.9                       |
| 7  | Intentional self-harm (suicide) (*U03,X60–X84,Y87.0)                  | 43                  | 1.6                           | 4.7                        | 7  | Chronic lower respiratory diseases (J40–J47)                          | 193                 | 3.0                           | 72.3                       |
| 8  | Influenza and pneumonia (J09–J18)                                     | 34                  | 1.2                           | 3.7                        | 8  | Nephritis, nephrotic syndrome and nephrosis (N00–N07,N17–N19,N25–N27) | 177                 | 2.7                           | 66.3                       |
| 9  | Viral hepatitis (B15–B19)   | 29                  | 1.1                           | 3.2                        | 9  | Accidents (unintentional injuries) (V01–X59,Y85–Y86)                  | 149                 | 2.3                           | 55.8                       |
| 10   | Essential hypertension and hypertensive renal disease (I10,I12,I15)   | 28                  | 1.0                           | 3.0                        | 10   | Essential hypertension and hypertensive renal disease (I10,I12,I15)   | 135                 | 2.1                           | 50.6                       |
| ...  | All other causes (residual)   | 396                 | 14.4                          | 43.1                       | ...  | All other causes (residual)   | 1,295               | 19.8                          | 485.1                      |
| Asian or Pacific Islander, female, 65 years and over |   |                     |                               |                            | Asian or Pacific Islander, female, 85 years and over |   |                     |                               |                            |
| ...  | All causes  | 18,381              | 100.0                         | 2,160.8                    | ...  | All causes  | 7,982               | 100.0                         | 8,590.1                    |
| 1  | Diseases of heart (I00–I09,I11,I13,I20–I51)                           | 4,627               | 25.2                          | 543.9                      | 1  | Diseases of heart (I00–I09,I11,I13,I20–I51)                           | 2,399               | 30.1                          | 2,581.8                    |
| 2  | Malignant neoplasms (C00–C97)   | 4,214               | 22.9                          | 495.4                      | 2  | Malignant neoplasms (C00–C97)   | 924                 | 11.6                          | 994.4                      |
| 3  | Cerebrovascular diseases (I60–I69)                                    | 1,716               | 9.3                           | 201.7                      | 3  | Cerebrovascular diseases (I60–I69)                                    | 811                 | 10.2                          | 872.8                      |
| 4  | Diabetes mellitus (E10–E14)   | 759                 | 4.1                           | 89.2                       | 4  | Alzheimer's disease (G30)   | 479                 | 6.0                           | 515.5                      |
| 5  | Alzheimer's disease (G30)   | 731                 | 4.0                           | 85.9                       | 5  | Influenza and pneumonia (J09–J18)                                     | 376                 | 4.7                           | 404.6                      |
| 6  | Influenza and pneumonia (J09–J18)                                     | 651                 | 3.5                           | 76.5                       | 6  | Diabetes mellitus (E10–E14)   | 283                 | 3.5                           | 304.6                      |
| 7  | Chronic lower respiratory diseases (J40–J47)                          | 524                 | 2.9                           | 61.6                       | 7  | Chronic lower respiratory diseases (J40–J47)                          | 261                 | 3.3                           | 280.9                      |
| 8  | Nephritis, nephrotic syndrome and nephrosis (N00–N07,N17–N19,N25–N27) | 471                 | 2.6                           | 55.4                       | 8  | Essential hypertension and hypertensive renal disease (I10,I12,I15)   | 231                 | 2.9                           | 248.6                      |
| 9  | Essential hypertension and hypertensive renal disease (I10,I12,I15)   | 432                 | 2.4                           | 50.8                       | 9  | Nephritis, nephrotic syndrome and nephrosis (N00–N07,N17–N19,N25–N27) | 200                 | 2.5                           | 215.2                      |
| 10   | Accidents (unintentional injuries) (V01–X59,Y85–Y86)                  | 417                 | 2.3                           | 49.0                       | 10   | Accidents (unintentional injuries) (V01–X59,Y85–Y86)                  | 154                 | 1.9                           | 165.7                      |
| ...  | All other causes (residual)   | 3,839               | 20.9                          | 451.3                      | ...  | All other causes (residual)   | 1,864               | 23.4                          | 2,006.0                    |
| Asian or Pacific Islander, female, 65–74 years       |   |                     |                               |                            |  |   |                     |                               |                            |
| ...  | All causes  | 3,871               | 100.0                         | 788.7                      |  |   |                     |                               |                            |
| 1  | Malignant neoplasms (C00–C97)   | 1,543               | 39.9                          | 314.4                      |  |   |                     |                               |                            |
| 2  | Diseases of heart (I00–I09,I11,I13,I20–I51)                           | 695                 | 18.0                          | 141.6                      |  |   |                     |                               |                            |
| 3  | Cerebrovascular diseases (I60–I69)                                    | 322                 | 8.3                           | 65.6                       |  |   |                     |                               |                            |
| 4  | Diabetes mellitus (E10–E14)   | 190                 | 4.9                           | 38.7                       |  |   |                     |                               |                            |
| 5  | Accidents (unintentional injuries) (V01–X59,Y85–Y86)                  | 114                 | 2.9                           | 23.2                       |  |   |                     |                               |                            |
| 6  | Nephritis, nephrotic syndrome and nephrosis (N00–N07,N17–N19,N25–N27) | 94                  | 2.4                           | 19.2                       |  |   |                     |                               |                            |
| 7  | Chronic lower respiratory diseases (J40–J47)                          | 70                  | 1.8                           | 14.3                       |  |   |                     |                               |                            |
| 8  | Influenza and pneumonia (J09–J18)                                     | 67                  | 1.7                           | 13.7                       |  |   |                     |                               |                            |
| 9  | Essential hypertension and hypertensive renal disease (I10,I12,I15)   | 66                  | 1.7                           | 13.4                       |  |   |                     |                               |                            |
| 10   | Septicemia (A40–A41)  | 46                  | 1.2                           | 9.4                        |  |   |                     |                               |                            |
| ...  | All other causes (residual)   | 664                 | 17.2                          | 135.3                      |  |   |                     |                               |                            |

... Category not applicable.

\* Figure does not meet standards of reliability or precision; see Technical Notes.

<sup>1</sup>Based on number of deaths; see Technical Notes.

<sup>2</sup>Figures for age not stated are included in "all ages" but not distributed among age groups.

<sup>3</sup>Includes deaths for "Under 1 year."

SOURCE: CDC/NCHS, National Vital Statistics System, Mortality.

**Table 2. Deaths, percentage of total deaths, and death rates for the 10 leading causes of death in selected age groups, by Hispanic origin, race for non-Hispanic population, and sex: United States, 2010**

[Rates per 100,000 population in specified group. Persons of Hispanic origin may be of any race. Data for Hispanic persons are not tabulated by race; data for non-Hispanic persons are tabulated by race. Data for Hispanic origin should be interpreted with caution because of misreporting of Hispanic origin on the death certificate; see Technical Notes. An asterisk (\*) preceding a cause-of-death code indicates that the code is not included in the *International Classification of Diseases, Tenth Revision (ICD-10)*, Second Edition; see Technical Notes]

| Rank <sup>1</sup>                           | Cause of death<br>(based on ICD-10, 2004),<br>Hispanic origin, race, sex, and age                           | Number <sup>2</sup> | Percent<br>of total<br>deaths | Death<br>rate <sup>2</sup> | Rank <sup>1</sup>                 | Cause of death<br>(based on ICD-10, 2004),<br>Hispanic origin, race, sex, and age                           | Number <sup>2</sup> | Percent<br>of total<br>deaths | Death<br>rate <sup>2</sup> |
|---|---|---------------------|-------------------------------|----------------------------|-----------------------------------|---|---------------------|-------------------------------|----------------------------|
| Hispanic, both sexes, all ages <sup>3</sup> |   |                     |                               |                            | Hispanic, both sexes, 10-14 years |   |                     |                               |                            |
| ...   | All causes . . . . .  | 144,490             | 100.0                         | 286.2                      | ...                               | All causes . . . . .  | 528                 | 100.0                         | 11.7                       |
| 1   | Malignant neoplasms . . . . .(C00-C97)  | 31,119              | 21.5                          | 61.6                       | 1                                 | Accidents (unintentional<br>injuries) . . . . . (V01-X59,Y85-Y86)   | 135                 | 25.6                          | 3.0                        |
| 2   | Diseases of heart . . . . .(I00-I09,I11,I13,I20-I51)  | 30,006              | 20.8                          | 59.4                       | 2                                 | Malignant neoplasms . . . . .(C00-C97)  | 112                 | 21.2                          | 2.5                        |
| 3   | Accidents (unintentional<br>injuries) . . . . . (V01-X59,Y85-Y86)   | 10,476              | 7.3                           | 20.8                       | 3                                 | Intentional self-harm<br>(suicide) . . . . . (*U03,X60-X84,Y87.0)   | 42                  | 8.0                           | 0.9                        |
| 4   | Cerebrovascular diseases . . . . .(I60-I69)   | 7,274               | 5.0                           | 14.4                       | 4                                 | Assault<br>(homicide) . . . . .(*U01-*U02,X85-Y09,Y87.1)  | 34                  | 6.4                           | 0.8                        |
| 5   | Diabetes mellitus . . . . .(E10-E14)  | 6,556               | 4.5                           | 13.0                       | 5                                 | Diseases of heart . . . . .(I00-I09,I11,I13,I20-I51)  | 15                  | 2.8                           | *                          |
| 6   | Chronic liver disease and<br>cirrhosis . . . . . (K70,K73-K74)  | 4,348               | 3.0                           | 8.6                        | 6                                 | Congenital malformations, deformations and<br>chromosomal abnormalities . . . . . (Q00-Q99)                 | 14                  | 2.7                           | *                          |
| 7   | Chronic lower respiratory<br>diseases . . . . . (J40-J47)   | 4,172               | 2.9                           | 8.3                        | 7                                 | Septicemia . . . . .(A40-A41)   | 11                  | 2.1                           | *                          |
| 8   | Alzheimer's disease . . . . .(G30)  | 3,427               | 2.4                           | 6.8                        | 7                                 | Cerebrovascular diseases . . . . .(I60-I69)   | 11                  | 2.1                           | *                          |
| 9   | Nephritis, nephrotic syndrome and<br>nephrosis . . . . .(N00-N07,N17-N19,N25-N27)                           | 3,252               | 2.3                           | 6.4                        | 7                                 | Chronic lower respiratory<br>diseases . . . . . (J40-J47)   | 11                  | 2.1                           | *                          |
| 10  | Influenza and pneumonia . . . . .(J09-J18)  | 3,025               | 2.1                           | 6.0                        | 10                                | In situ neoplasms, benign neoplasms and<br>neoplasms of uncertain or unknown<br>behavior . . . . .(D00-D48) | 8                   | 1.5                           | *                          |
| ...   | All other causes . . . . . (residual)   | 40,835              | 28.3                          | 80.9                       | ...                               | All other causes . . . . . (residual)   | 135                 | 25.6                          | 3.0                        |
| Hispanic, both sexes, 1-4 years             |   |                     |                               |                            | Hispanic, both sexes, 15-19 years |   |                     |                               |                            |
| ...   | All causes . . . . .  | 930                 | 100.0                         | 22.7                       | ...                               | All causes . . . . .  | 1,883               | 100.0                         | 41.5                       |
| 1   | Accidents (unintentional<br>injuries) . . . . . (V01-X59,Y85-Y86)   | 330                 | 35.5                          | 8.0                        | 1                                 | Accidents (unintentional<br>injuries) . . . . . (V01-X59,Y85-Y86)   | 696                 | 37.0                          | 15.4                       |
| 2   | Congenital malformations, deformations and<br>chromosomal abnormalities . . . . . (Q00-Q99)                 | 122                 | 13.1                          | 3.0                        | 2                                 | Assault<br>(homicide) . . . . .(*U01-*U02,X85-Y09,Y87.1)  | 465                 | 24.7                          | 10.3                       |
| 3   | Malignant neoplasms . . . . .(C00-C97)  | 75                  | 8.1                           | 1.8                        | 3                                 | Intentional self-harm<br>(suicide) . . . . . (*U03,X60-X84,Y87.0)   | 253                 | 13.4                          | 5.6                        |
| 4   | Assault<br>(homicide) . . . . .(*U01-*U02,X85-Y09,Y87.1)  | 57                  | 6.1                           | 1.4                        | 4                                 | Malignant neoplasms . . . . .(C00-C97)  | 133                 | 7.1                           | 2.9                        |
| 5   | Diseases of heart . . . . .(I00-I09,I11,I13,I20-I51)  | 37                  | 4.0                           | 0.9                        | 5                                 | Diseases of heart . . . . .(I00-I09,I11,I13,I20-I51)  | 46                  | 2.4                           | 1.0                        |
| 6   | Influenza and pneumonia . . . . .(J09-J18)  | 21                  | 2.3                           | 0.5                        | 6                                 | Congenital malformations, deformations and<br>chromosomal abnormalities . . . . . (Q00-Q99)                 | 26                  | 1.4                           | 0.6                        |
| 7   | Septicemia . . . . .(A40-A41)   | 18                  | 1.9                           | *                          | 7                                 | Cerebrovascular diseases . . . . .(I60-I69)   | 10                  | 0.5                           | *                          |
| 8   | Chronic lower respiratory<br>diseases . . . . . (J40-J47)   | 10                  | 1.1                           | *                          | 8                                 | Septicemia . . . . .(A40-A41)   | 8                   | 0.4                           | *                          |
| 9   | Cerebrovascular diseases . . . . .(I60-I69)   | 8                   | 0.9                           | *                          | 8                                 | Influenza and pneumonia . . . . .(J09-J18)  | 8                   | 0.4                           | *                          |
| 10  | In situ neoplasms, benign neoplasms and<br>neoplasms of uncertain or unknown<br>behavior . . . . .(D00-D48) | 7                   | 0.8                           | *                          | 10                                | Diabetes mellitus . . . . .(E10-E14)  | 7                   | 0.4                           | *                          |
| 10  | Certain conditions originating in the perinatal<br>period . . . . .(P00-P96)                                | 7                   | 0.8                           | *                          | ...                               | All other causes . . . . . (residual)   | 224                 | 11.9                          | 4.9                        |
| ...   | All other causes . . . . . (residual)   | 238                 | 25.6                          | 5.8                        | Hispanic, both sexes, 20-24 years |   |                     |                               |                            |
| Hispanic, both sexes, 5-9 years             |   |                     |                               |                            | Hispanic, both sexes, 20-24 years |   |                     |                               |                            |
| ...   | All causes . . . . .  | 423                 | 100.0                         | 8.8                        | ...                               | All causes . . . . .  | 2,912               | 100.0                         | 67.4                       |
| 1   | Accidents (unintentional<br>injuries) . . . . . (V01-X59,Y85-Y86)   | 117                 | 27.7                          | 2.4                        | 1                                 | Accidents (unintentional<br>injuries) . . . . . (V01-X59,Y85-Y86)   | 1,195               | 41.0                          | 27.6                       |
| 2   | Malignant neoplasms . . . . .(C00-C97)  | 100                 | 23.6                          | 2.1                        | 2                                 | Assault<br>(homicide) . . . . .(*U01-*U02,X85-Y09,Y87.1)  | 557                 | 19.1                          | 12.9                       |
| 3   | Congenital malformations, deformations and<br>chromosomal abnormalities . . . . . (Q00-Q99)                 | 36                  | 8.5                           | 0.8                        | 3                                 | Intentional self-harm<br>(suicide) . . . . . (*U03,X60-X84,Y87.0)   | 375                 | 12.9                          | 8.7                        |
| 4   | Assault<br>(homicide) . . . . .(*U01-*U02,X85-Y09,Y87.1)  | 20                  | 4.7                           | 0.4                        | 4                                 | Malignant neoplasms . . . . .(C00-C97)  | 211                 | 7.2                           | 4.9                        |
| 5   | Cerebrovascular diseases . . . . .(I60-I69)   | 12                  | 2.8                           | *                          | 5                                 | Diseases of heart . . . . .(I00-I09,I11,I13,I20-I51)  | 80                  | 2.7                           | 1.9                        |
| 6   | Diseases of heart . . . . .(I00-I09,I11,I13,I20-I51)  | 11                  | 2.6                           | *                          | 6                                 | Congenital malformations, deformations and<br>chromosomal abnormalities . . . . . (Q00-Q99)                 | 33                  | 1.1                           | 0.8                        |
| 7   | Chronic lower respiratory<br>diseases . . . . . (J40-J47)   | 9                   | 2.1                           | *                          | 7                                 | Pregnancy, childbirth and the<br>puerperium . . . . . (O00-O99)   | 28                  | 1.0                           | 0.6                        |
| 8   | Influenza and pneumonia . . . . .(J09-J18)  | 7                   | 1.7                           | *                          | 8                                 | Human immunodeficiency virus (HIV)<br>disease . . . . .(B20-B24)  | 22                  | 0.8                           | 0.5                        |
| 9   | In situ neoplasms, benign neoplasms and<br>neoplasms of uncertain or unknown<br>behavior . . . . .(D00-D48) | 4                   | 0.9                           | *                          | 9                                 | Cerebrovascular diseases . . . . .(I60-I69)   | 19                  | 0.7                           | *                          |
| 10  | Septicemia . . . . .(A40-A41)   | 3                   | 0.7                           | *                          | 10                                | Influenza and pneumonia . . . . .(J09-J18)  | 16                  | 0.5                           | *                          |
| ...   | All other causes . . . . . (residual)   | 104                 | 24.6                          | 2.2                        | ...                               | All other causes . . . . . (residual)   | 376                 | 12.9                          | 8.7                        |

See footnotes at end of table.

**Table 2. Deaths, percentage of total deaths, and death rates for the 10 leading causes of death in selected age groups, by Hispanic origin, race for non-Hispanic population, and sex: United States, 2010—Con.**

[Rates per 100,000 population in specified group. Persons of Hispanic origin may be of any race. Data for Hispanic persons are not tabulated by race; data for non-Hispanic persons are tabulated by race. Data for Hispanic origin should be interpreted with caution because of misreporting of Hispanic origin on the death certificate; see Technical Notes. An asterisk (\*) preceding a cause-of-death code indicates that the code is not included in the *International Classification of Diseases, Tenth Revision (ICD-10)*, Second Edition; see Technical Notes]

| Rank <sup>1</sup>                 | Cause of death<br>(based on ICD-10, 2004),<br>Hispanic origin, race, sex, and age | Number <sup>2</sup> | Percent<br>of total<br>deaths | Death<br>rate <sup>2</sup> | Rank <sup>1</sup>                       | Cause of death<br>(based on ICD-10, 2004),<br>Hispanic origin, race, sex, and age  | Number <sup>2</sup> | Percent<br>of total<br>deaths | Death<br>rate <sup>2</sup> |
|-----------------------------------|---|---------------------|-------------------------------|----------------------------|---|--|---------------------|-------------------------------|----------------------------|
| Hispanic, both sexes, 25–34 years |   |                     |                               |                            | Hispanic, both sexes, 55–64 years       |  |                     |                               |                            |
| ...                               | All causes . . . . .  | 6,022               | 100.0                         | 71.4                       | ...                                     | All causes . . . . .   | 20,066              | 100.0                         | 624.4                      |
| 1                                 | Accidents (unintentional<br>injuries) . . . . . (V01–X59,Y85–Y86)                 | 1,969               | 32.7                          | 23.3                       | 1                                       | Malignant neoplasms . . . . . (C00–C97)  | 6,246               | 31.1                          | 194.3                      |
| 2                                 | Assault<br>(homicide) . . . . . (*U01–*U02,X85–Y09,Y87.1)                         | 846                 | 14.0                          | 10.0                       | 2                                       | Diseases of heart . . . . . (I00–I09,I11,I13,I20–I51)                              | 4,067               | 20.3                          | 126.5                      |
| 3                                 | Malignant neoplasms . . . . . (C00–C97)   | 652                 | 10.8                          | 7.7                        | 3                                       | Diabetes mellitus . . . . . (E10–E14)  | 1,239               | 6.2                           | 38.6                       |
| 4                                 | Intentional self-harm<br>(suicide) . . . . . (*U03,X60–X84,Y87.0)                 | 588                 | 9.8                           | 7.0                        | 4                                       | Chronic liver disease and<br>cirrhosis . . . . . (K70,K73–K74)                     | 1,195               | 6.0                           | 37.2                       |
| 5                                 | Diseases of heart . . . . . (I00–I09,I11,I13,I20–I51)                             | 372                 | 6.2                           | 4.4                        | 5                                       | Accidents (unintentional<br>injuries) . . . . . (V01–X59,Y85–Y86)                  | 952                 | 4.7                           | 29.6                       |
| 6                                 | Human immunodeficiency virus (HIV)<br>disease . . . . . (B20–B24)                 | 132                 | 2.2                           | 1.6                        | 6                                       | Cerebrovascular diseases . . . . . (I60–I69)                                       | 861                 | 4.3                           | 26.8                       |
| 7                                 | Chronic liver disease and<br>cirrhosis . . . . . (K70,K73–K74)                    | 112                 | 1.9                           | 1.3                        | 7                                       | Nephritis, nephrotic syndrome and<br>nephrosis . . . . . (N00–N07,N17–N19,N25–N27) | 485                 | 2.4                           | 15.1                       |
| 8                                 | Cerebrovascular diseases . . . . . (I60–I69)                                      | 91                  | 1.5                           | 1.1                        | 8                                       | Viral hepatitis . . . . . (B15–B19)  | 426                 | 2.1                           | 13.3                       |
| 9                                 | Pregnancy, childbirth and the<br>puerperium . . . . . (O00–O99)                   | 71                  | 1.2                           | 0.8                        | 9                                       | Chronic lower respiratory<br>diseases . . . . . (J40–J47)                          | 393                 | 2.0                           | 12.2                       |
| 10                                | Diabetes mellitus . . . . . (E10–E14)   | 63                  | 1.0                           | 0.7                        | 10                                      | Septicemia . . . . . (A40–A41)   | 318                 | 1.6                           | 9.9                        |
| ...                               | All other causes . . . . . (residual)   | 1,126               | 18.7                          | 13.3                       | ...                                     | All other causes . . . . . (residual)  | 3,884               | 19.4                          | 120.9                      |
| Hispanic, both sexes, 35–44 years |   |                     |                               |                            | Hispanic, both sexes, 65 years and over |  |                     |                               |                            |
| ...                               | All causes . . . . .  | 8,142               | 100.0                         | 111.6                      | ...                                     | All causes . . . . .   | 83,492              | 100.0                         | 3,001.6                    |
| 1                                 | Accidents (unintentional<br>injuries) . . . . . (V01–X59,Y85–Y86)                 | 1,719               | 21.1                          | 23.6                       | 1                                       | Diseases of heart . . . . . (I00–I09,I11,I13,I20–I51)                              | 21,918              | 26.3                          | 788.0                      |
| 2                                 | Malignant neoplasms . . . . . (C00–C97)   | 1,454               | 17.9                          | 19.9                       | 2                                       | Malignant neoplasms . . . . . (C00–C97)  | 18,196              | 21.8                          | 654.2                      |
| 3                                 | Diseases of heart . . . . . (I00–I09,I11,I13,I20–I51)                             | 919                 | 11.3                          | 12.6                       | 3                                       | Cerebrovascular diseases . . . . . (I60–I69)                                       | 5,292               | 6.3                           | 190.2                      |
| 4                                 | Intentional self-harm<br>(suicide) . . . . . (*U03,X60–X84,Y87.0)                 | 505                 | 6.2                           | 6.9                        | 4                                       | Diabetes mellitus . . . . . (E10–E14)  | 4,396               | 5.3                           | 158.0                      |
| 5                                 | Chronic liver disease and<br>cirrhosis . . . . . (K70,K73–K74)                    | 458                 | 5.6                           | 6.3                        | 5                                       | Chronic lower respiratory<br>diseases . . . . . (J40–J47)                          | 3,467               | 4.2                           | 124.6                      |
| 6                                 | Assault<br>(homicide) . . . . . (*U01–*U02,X85–Y09,Y87.1)                         | 415                 | 5.1                           | 5.7                        | 6                                       | Alzheimer's disease . . . . . (G30)  | 3,370               | 4.0                           | 121.2                      |
| 7                                 | Cerebrovascular diseases . . . . . (I60–I69)                                      | 304                 | 3.7                           | 4.2                        | 7                                       | Nephritis, nephrotic syndrome and<br>nephrosis . . . . . (N00–N07,N17–N19,N25–N27) | 2,378               | 2.8                           | 85.5                       |
| 8                                 | Human immunodeficiency virus (HIV)<br>disease . . . . . (B20–B24)                 | 296                 | 3.6                           | 4.1                        | 8                                       | Influenza and pneumonia . . . . . (J09–J18)  | 2,332               | 2.8                           | 83.8                       |
| 9                                 | Diabetes mellitus . . . . . (E10–E14)   | 242                 | 3.0                           | 3.3                        | 9                                       | Accidents (unintentional<br>injuries) . . . . . (V01–X59,Y85–Y86)                  | 1,697               | 2.0                           | 61.0                       |
| 10                                | Influenza and pneumonia . . . . . (J09–J18)                                       | 97                  | 1.2                           | 1.3                        | 10                                      | Chronic liver disease and<br>cirrhosis . . . . . (K70,K73–K74)                     | 1,337               | 1.6                           | 48.1                       |
| ...                               | All other causes . . . . . (residual)   | 1,733               | 21.3                          | 23.7                       | ...                                     | All other causes . . . . . (residual)  | 19,109              | 22.9                          | 687.0                      |
| Hispanic, both sexes, 45–54 years |   |                     |                               |                            | Hispanic, both sexes, 65–74 years       |  |                     |                               |                            |
| ...                               | All causes . . . . .  | 14,915              | 100.0                         | 273.0                      | ...                                     | All causes . . . . .   | 22,962              | 100.0                         | 1,392.7                    |
| 1                                 | Malignant neoplasms . . . . . (C00–C97)   | 3,924               | 26.3                          | 71.8                       | 1                                       | Malignant neoplasms . . . . . (C00–C97)  | 7,302               | 31.8                          | 442.9                      |
| 2                                 | Diseases of heart . . . . . (I00–I09,I11,I13,I20–I51)                             | 2,478               | 16.6                          | 45.4                       | 2                                       | Diseases of heart . . . . . (I00–I09,I11,I13,I20–I51)                              | 5,059               | 22.0                          | 306.8                      |
| 3                                 | Accidents (unintentional<br>injuries) . . . . . (V01–X59,Y85–Y86)                 | 1,512               | 10.1                          | 27.7                       | 3                                       | Diabetes mellitus . . . . . (E10–E14)  | 1,530               | 6.7                           | 92.8                       |
| 4                                 | Chronic liver disease and<br>cirrhosis . . . . . (K70,K73–K74)                    | 1,238               | 8.3                           | 22.7                       | 4                                       | Cerebrovascular diseases . . . . . (I60–I69)                                       | 1,174               | 5.1                           | 71.2                       |
| 5                                 | Cerebrovascular diseases . . . . . (I60–I69)                                      | 641                 | 4.3                           | 11.7                       | 5                                       | Chronic lower respiratory<br>diseases . . . . . (J40–J47)                          | 762                 | 3.3                           | 46.2                       |
| 6                                 | Diabetes mellitus . . . . . (E10–E14)   | 595                 | 4.0                           | 10.9                       | 6                                       | Chronic liver disease and<br>cirrhosis . . . . . (K70,K73–K74)                     | 730                 | 3.2                           | 44.3                       |
| 7                                 | Intentional self-harm<br>(suicide) . . . . . (*U03,X60–X84,Y87.0)                 | 422                 | 2.8                           | 7.7                        | 7                                       | Nephritis, nephrotic syndrome and<br>nephrosis . . . . . (N00–N07,N17–N19,N25–N27) | 700                 | 3.0                           | 42.5                       |
| 8                                 | Human immunodeficiency virus (HIV)<br>disease . . . . . (B20–B24)                 | 411                 | 2.8                           | 7.5                        | 8                                       | Accidents (unintentional<br>injuries) . . . . . (V01–X59,Y85–Y86)                  | 550                 | 2.4                           | 33.4                       |
| 9                                 | Viral hepatitis . . . . . (B15–B19)   | 367                 | 2.5                           | 6.7                        | 9                                       | Influenza and pneumonia . . . . . (J09–J18)  | 500                 | 2.2                           | 30.3                       |
| 10                                | Assault<br>(homicide) . . . . . (*U01–*U02,X85–Y09,Y87.1)                         | 274                 | 1.8                           | 5.0                        | 10                                      | Septicemia . . . . . (A40–A41)   | 381                 | 1.7                           | 23.1                       |
| ...                               | All other causes . . . . . (residual)   | 3,053               | 20.5                          | 55.9                       | ...                                     | All other causes . . . . . (residual)  | 4,274               | 18.6                          | 259.2                      |

See footnotes at end of table.



**Table 2. Deaths, percentage of total deaths, and death rates for the 10 leading causes of death in selected age groups, by Hispanic origin, race for non-Hispanic population, and sex: United States, 2010—Con.**

[Rates per 100,000 population in specified group. Persons of Hispanic origin may be of any race. Data for Hispanic persons are not tabulated by race; data for non-Hispanic persons are tabulated by race. Data for Hispanic origin should be interpreted with caution because of misreporting of Hispanic origin on the death certificate; see Technical Notes. An asterisk (\*) preceding a cause-of-death code indicates that the code is not included in the *International Classification of Diseases, Tenth Revision (ICD-10)*, Second Edition; see Technical Notes]

| Rank <sup>1</sup>                       | Cause of death<br>(based on ICD-10, 2004),<br>Hispanic origin, race, sex, and age | Number <sup>2</sup> | Percent<br>of total<br>deaths | Death<br>rate <sup>2</sup> | Rank <sup>1</sup>                     | Cause of death<br>(based on ICD-10, 2004),<br>Hispanic origin, race, sex, and age                            | Number <sup>2</sup> | Percent<br>of total<br>deaths | Death<br>rate <sup>2</sup> |
|---|---|---------------------|-------------------------------|----------------------------|---------------------------------------|--|---------------------|-------------------------------|----------------------------|
| Hispanic, both sexes, 75–84 years       |   |                     |                               |                            | Hispanic, male, 1–4 years             |  |                     |                               |                            |
| ...                                     | All causes . . . . .  | 31,364              | 100.0                         | 3,637.3                    | ...                                   | All causes . . . . .   | 524                 | 100.0                         | 25.0                       |
| 1                                       | Diseases of heart . . . (I00–I09,I11,I13,I20–I51)                                 | 7,946               | 25.3                          | 921.5                      | 1                                     | Accidents (unintentional<br>injuries) . . . . . (V01–X59,Y85–Y86)  | 209                 | 39.9                          | 10.0                       |
| 2                                       | Malignant neoplasms . . . . . (C00–C97)   | 7,295               | 23.3                          | 846.0                      | 2                                     | Congenital malformations, deformations and<br>chromosomal abnormalities . . . . . (Q00–Q99)                  | 59                  | 11.3                          | 2.8                        |
| 3                                       | Cerebrovascular diseases . . . . . (I60–I69)                                      | 2,069               | 6.6                           | 239.9                      | 3                                     | Malignant neoplasms . . . . . (C00–C97)  | 42                  | 8.0                           | 2.0                        |
| 4                                       | Diabetes mellitus . . . . . (E10–E14)   | 1,747               | 5.6                           | 202.6                      | 3                                     | Assault<br>(homicide) . . . . . (*U01–*U02,X85–Y09,Y87.1)  | 42                  | 8.0                           | 2.0                        |
| 5                                       | Chronic lower respiratory<br>diseases . . . . . (J40–J47)                         | 1,394               | 4.4                           | 161.7                      | 5                                     | Diseases of heart . . . (I00–I09,I11,I13,I20–I51)  | 16                  | 3.1                           | *                          |
| 6                                       | Alzheimer's disease . . . . . (G30)   | 1,088               | 3.5                           | 126.2                      | 6                                     | Influenza and pneumonia . . . . . (J09–J18)  | 13                  | 2.5                           | *                          |
| 7                                       | Nephritis, nephrotic syndrome and<br>nephrosis . . . (N00–N07,N17–N19,N25–N27)    | 909                 | 2.9                           | 105.4                      | 7                                     | Septicemia . . . . . (A40–A41)   | 12                  | 2.3                           | *                          |
| 8                                       | Influenza and pneumonia . . . . . (J09–J18)                                       | 836                 | 2.7                           | 97.0                       | 8                                     | In situ neoplasms, benign neoplasms and<br>neoplasms of uncertain or unknown<br>behavior . . . . . (D00–D48) | 6                   | 1.1                           | *                          |
| 9                                       | Accidents (unintentional<br>injuries) . . . . . (V01–X59,Y85–Y86)                 | 607                 | 1.9                           | 70.4                       | 9                                     | Chronic lower respiratory<br>diseases . . . . . (J40–J47)  | 5                   | 1.0                           | *                          |
| 10                                      | Septicemia . . . . . (A40–A41)  | 538                 | 1.7                           | 62.4                       | 10                                    | Pneumonitis due to solids and liquids . . . (J69)  | 3                   | 0.6                           | *                          |
| ...                                     | All other causes . . . . . (residual)   | 6,935               | 22.1                          | 804.2                      | 10                                    | Complications of medical and surgical<br>care . . . . . (Y40–Y84,Y88)  | 3                   | 0.6                           | *                          |
| Hispanic, both sexes, 85 years and over |   |                     |                               |                            | Hispanic, male, 5–9 years             |  |                     |                               |                            |
| ...                                     | All causes . . . . .  | 29,166              | 100.0                         | 10,777.9                   | ...                                   | All causes . . . . .   | 245                 | 100.0                         | 10.0                       |
| 1                                       | Diseases of heart . . . (I00–I09,I11,I13,I20–I51)                                 | 8,913               | 30.6                          | 3,293.7                    | 1                                     | Accidents (unintentional<br>injuries) . . . . . (V01–X59,Y85–Y86)  | 70                  | 28.6                          | 2.9                        |
| 2                                       | Malignant neoplasms . . . . . (C00–C97)   | 3,599               | 12.3                          | 1,330.0                    | 2                                     | Malignant neoplasms . . . . . (C00–C97)  | 58                  | 23.7                          | 2.4                        |
| 3                                       | Cerebrovascular diseases . . . . . (I60–I69)                                      | 2,049               | 7.0                           | 757.2                      | 3                                     | Congenital malformations, deformations and<br>chromosomal abnormalities . . . . . (Q00–Q99)                  | 21                  | 8.6                           | 0.9                        |
| 4                                       | Alzheimer's disease . . . . . (G30)   | 2,045               | 7.0                           | 755.7                      | 4                                     | Assault<br>(homicide) . . . . . (*U01–*U02,X85–Y09,Y87.1)  | 10                  | 4.1                           | *                          |
| 5                                       | Chronic lower respiratory<br>diseases . . . . . (J40–J47)                         | 1,311               | 4.5                           | 484.5                      | 5                                     | Chronic lower respiratory<br>diseases . . . . . (J40–J47)  | 9                   | 3.7                           | *                          |
| 6                                       | Diabetes mellitus . . . . . (E10–E14)   | 1,119               | 3.8                           | 413.5                      | 6                                     | Cerebrovascular diseases . . . . . (I60–I69)   | 7                   | 2.9                           | *                          |
| 7                                       | Influenza and pneumonia . . . . . (J09–J18)                                       | 996                 | 3.4                           | 368.1                      | 7                                     | Influenza and pneumonia . . . . . (J09–J18)  | 6                   | 2.4                           | *                          |
| 8                                       | Nephritis, nephrotic syndrome and<br>nephrosis . . . (N00–N07,N17–N19,N25–N27)    | 769                 | 2.6                           | 284.2                      | 8                                     | Diseases of heart . . . (I00–I09,I11,I13,I20–I51)  | 5                   | 2.0                           | *                          |
| 9                                       | Essential hypertension and hypertensive renal<br>disease . . . . . (I10,I12,I15)  | 574                 | 2.0                           | 212.1                      | 9                                     | Septicemia . . . . . (A40–A41)   | 2                   | 0.8                           | *                          |
| 10                                      | Accidents (unintentional<br>injuries) . . . . . (V01–X59,Y85–Y86)                 | 540                 | 1.9                           | 199.5                      | 9                                     | Intentional self-harm<br>(suicide) . . . . . (*U03,X60–X84,Y87.0)  | 2                   | 0.8                           | *                          |
| ...                                     | All other causes . . . . . (residual)   | 7,251               | 24.9                          | 2,679.5                    | 9                                     | Complications of medical and surgical<br>care . . . . . (Y40–Y84,Y88)  | 2                   | 0.8                           | *                          |
| Hispanic, male, all ages <sup>3</sup>   |   |                     |                               |                            | All other causes . . . . . (residual) |  |                     |                               |                            |
| ...                                     | All causes . . . . .  | 79,622              | 100.0                         | 310.8                      | 53                                    |  | 53                  | 21.6                          | 2.2                        |
| 1                                       | Malignant neoplasms . . . . . (C00–C97)   | 16,450              | 20.7                          | 64.2                       |                                       |  |                     |                               |                            |
| 2                                       | Diseases of heart . . . (I00–I09,I11,I13,I20–I51)                                 | 16,421              | 20.6                          | 64.1                       |                                       |  |                     |                               |                            |
| 3                                       | Accidents (unintentional<br>injuries) . . . . . (V01–X59,Y85–Y86)                 | 7,594               | 9.5                           | 29.6                       |                                       |  |                     |                               |                            |
| 4                                       | Cerebrovascular diseases . . . . . (I60–I69)                                      | 3,382               | 4.2                           | 13.2                       |                                       |  |                     |                               |                            |
| 5                                       | Diabetes mellitus . . . . . (E10–E14)   | 3,372               | 4.2                           | 13.2                       |                                       |  |                     |                               |                            |
| 6                                       | Chronic liver disease and<br>cirrhosis . . . . . (K70,K73–K74)                    | 3,067               | 3.9                           | 12.0                       |                                       |  |                     |                               |                            |
| 7                                       | Assault<br>(homicide) . . . . . (*U01–*U02,X85–Y09,Y87.1)                         | 2,435               | 3.1                           | 9.5                        |                                       |  |                     |                               |                            |
| 8                                       | Chronic lower respiratory<br>diseases . . . . . (J40–J47)                         | 2,174               | 2.7                           | 8.5                        |                                       |  |                     |                               |                            |
| 9                                       | Intentional self-harm<br>(suicide) . . . . . (*U03,X60–X84,Y87.0)                 | 2,168               | 2.7                           | 8.5                        |                                       |  |                     |                               |                            |
| 10                                      | Nephritis, nephrotic syndrome and<br>nephrosis . . . (N00–N07,N17–N19,N25–N27)    | 1,670               | 2.1                           | 6.5                        |                                       |  |                     |                               |                            |
| ...                                     | All other causes . . . . . (residual)   | 20,889              | 26.2                          | 81.5                       |                                       |  |                     |                               |                            |

See footnotes at end of table.

**Table 2. Deaths, percentage of total deaths, and death rates for the 10 leading causes of death in selected age groups, by Hispanic origin, race for non-Hispanic population, and sex: United States, 2010—Con.**

[Rates per 100,000 population in specified group. Persons of Hispanic origin may be of any race. Data for Hispanic persons are not tabulated by race; data for non-Hispanic persons are tabulated by race. Data for Hispanic origin should be interpreted with caution because of misreporting of Hispanic origin on the death certificate; see Technical Notes. An asterisk (\*) preceding a cause-of-death code indicates that the code is not included in the *International Classification of Diseases, Tenth Revision (ICD-10)*, Second Edition; see Technical Notes]

| Rank <sup>1</sup>              | Cause of death<br>(based on ICD-10, 2004),<br>Hispanic origin, race, sex, and age                      | Number <sup>2</sup> | Percent<br>of total<br>deaths | Death<br>rate <sup>2</sup> | Rank <sup>1</sup>           | Cause of death<br>(based on ICD-10, 2004),<br>Hispanic origin, race, sex, and age        | Number <sup>2</sup> | Percent<br>of total<br>deaths | Death<br>rate <sup>2</sup> |
|--------------------------------|--|---------------------|-------------------------------|----------------------------|-----------------------------|--|---------------------|-------------------------------|----------------------------|
| Hispanic, male, 10–14 years    |  |                     |                               |                            | Hispanic, male, 20–24 years |  |                     |                               |                            |
| ...                            | All causes . . . . .   | 298                 | 100.0                         | 12.9                       | ...                         | All causes . . . . .   | 2,253               | 100.0                         | 97.9                       |
| 1                              | Accidents (unintentional injuries) . . . . . (V01–X59,Y85–Y86)   | 80                  | 26.8                          | 3.5                        | 1                           | Accidents (unintentional injuries) . . . . . (V01–X59,Y85–Y86)                           | 970                 | 43.1                          | 42.1                       |
| 2                              | Malignant neoplasms . . . . . (C00–C97)  | 54                  | 18.1                          | 2.3                        | 2                           | Assault (homicide) . . . . . (*U01–*U02,X85–Y09,Y87.1)                                   | 494                 | 21.9                          | 21.5                       |
| 3                              | Assault (homicide) . . . . . (*U01–*U02,X85–Y09,Y87.1)   | 25                  | 8.4                           | 1.1                        | 3                           | Intentional self-harm (suicide) . . . . . (*U03,X60–X84,Y87.0)                           | 307                 | 13.6                          | 13.3                       |
| 4                              | Intentional self-harm (suicide) . . . . . (*U03,X60–X84,Y87.0)   | 20                  | 6.7                           | 0.9                        | 4                           | Malignant neoplasms . . . . . (C00–C97)  | 133                 | 5.9                           | 5.8                        |
| 5                              | Diseases of heart . . . . . (I00–I09,I11,I13,I20–I51)  | 9                   | 3.0                           | *                          | 5                           | Diseases of heart . . . . . (I00–I09,I11,I13,I20–I51)                                    | 57                  | 2.5                           | 2.5                        |
| 5                              | Chronic lower respiratory diseases . . . . . (J40–J47)   | 9                   | 3.0                           | *                          | 6                           | Congenital malformations, deformations and chromosomal abnormalities . . . . . (Q00–Q99) | 20                  | 0.9                           | 0.9                        |
| 5                              | Congenital malformations, deformations and chromosomal abnormalities . . . . . (Q00–Q99)               | 9                   | 3.0                           | *                          | 7                           | Human immunodeficiency virus (HIV) disease . . . . . (B20–B24)                           | 17                  | 0.8                           | *                          |
| 8                              | Septicemia . . . . . (A40–A41)   | 7                   | 2.3                           | *                          | 8                           | Legal intervention . . . . . (Y35,Y89.0)   | 13                  | 0.6                           | *                          |
| 9                              | Cerebrovascular diseases . . . . . (I60–I69)   | 6                   | 2.0                           | *                          | 9                           | Cerebrovascular diseases . . . . . (I60–I69)   | 12                  | 0.5                           | *                          |
| 10                             | In situ neoplasms, benign neoplasms and neoplasms of uncertain or unknown behavior . . . . . (D00–D48) | 5                   | 1.7                           | *                          | 10                          | Influenza and pneumonia . . . . . (J09–J18)  | 9                   | 0.4                           | *                          |
| ...                            | All other causes . . . . . (residual)  | 74                  | 24.8                          | 3.2                        | ...                         | All other causes . . . . . (residual)  | 221                 | 9.8                           | 9.6                        |
| Hispanic, male, 15–19 years    |  |                     |                               |                            | Hispanic, male, 25–34 years |  |                     |                               |                            |
| ...                            | All causes . . . . .   | 1,436               | 100.0                         | 61.2                       | ...                         | All causes . . . . .   | 4,461               | 100.0                         | 100.9                      |
| 1                              | Accidents (unintentional injuries) . . . . . (V01–X59,Y85–Y86)   | 508                 | 35.4                          | 21.7                       | 1                           | Accidents (unintentional injuries) . . . . . (V01–X59,Y85–Y86)                           | 1,588               | 35.6                          | 35.9                       |
| 2                              | Assault (homicide) . . . . . (*U01–*U02,X85–Y09,Y87.1)   | 420                 | 29.2                          | 17.9                       | 2                           | Assault (homicide) . . . . . (*U01–*U02,X85–Y09,Y87.1)                                   | 741                 | 16.6                          | 16.8                       |
| 3                              | Intentional self-harm (suicide) . . . . . (*U03,X60–X84,Y87.0)   | 190                 | 13.2                          | 8.1                        | 3                           | Intentional self-harm (suicide) . . . . . (*U03,X60–X84,Y87.0)                           | 504                 | 11.3                          | 11.4                       |
| 4                              | Malignant neoplasms . . . . . (C00–C97)  | 92                  | 6.4                           | 3.9                        | 4                           | Malignant neoplasms . . . . . (C00–C97)  | 316                 | 7.1                           | 7.2                        |
| 5                              | Diseases of heart . . . . . (I00–I09,I11,I13,I20–I51)  | 37                  | 2.6                           | 1.6                        | 5                           | Diseases of heart . . . . . (I00–I09,I11,I13,I20–I51)                                    | 296                 | 6.6                           | 6.7                        |
| 6                              | Congenital malformations, deformations and chromosomal abnormalities . . . . . (Q00–Q99)               | 14                  | 1.0                           | *                          | 6                           | Human immunodeficiency virus (HIV) disease . . . . . (B20–B24)                           | 107                 | 2.4                           | 2.4                        |
| 7                              | Influenza and pneumonia . . . . . (J09–J18)  | 8                   | 0.6                           | *                          | 7                           | Chronic liver disease and cirrhosis . . . . . (K70,K73–K74)                              | 93                  | 2.1                           | 2.1                        |
| 8                              | Cerebrovascular diseases . . . . . (I60–I69)   | 7                   | 0.5                           | *                          | 8                           | Cerebrovascular diseases . . . . . (I60–I69)   | 59                  | 1.3                           | 1.3                        |
| 9                              | In situ neoplasms, benign neoplasms and neoplasms of uncertain or unknown behavior . . . . . (D00–D48) | 5                   | 0.3                           | *                          | 9                           | Diabetes mellitus . . . . . (E10–E14)  | 41                  | 0.9                           | 0.9                        |
| 10                             | Septicemia . . . . . (A40–A41)   | 4                   | 0.3                           | *                          | 10                          | Influenza and pneumonia . . . . . (J09–J18)  | 36                  | 0.8                           | 0.8                        |
| 10                             | Diabetes mellitus . . . . . (E10–E14)  | 4                   | 0.3                           | *                          | ...                         | All other causes . . . . . (residual)  | 680                 | 15.2                          | 15.4                       |
| 10                             | Aortic aneurysm and dissection . . . . . (I71)   | 4                   | 0.3                           | *                          | Hispanic, male, 35–44 years |  |                     |                               |                            |
| ...                            | All other causes . . . . . (residual)  | 143                 | 10.0                          | 6.1                        | ...                         | All causes . . . . .   | 5,460               | 100.0                         | 146.2                      |
| See footnotes at end of table. |  |                     |                               |                            | 1                           | Accidents (unintentional injuries) . . . . . (V01–X59,Y85–Y86)                           | 1,348               | 24.7                          | 36.1                       |
|                                |  |                     |                               |                            | 2                           | Diseases of heart . . . . . (I00–I09,I11,I13,I20–I51)                                    | 696                 | 12.7                          | 18.6                       |
|                                |  |                     |                               |                            | 3                           | Malignant neoplasms . . . . . (C00–C97)  | 618                 | 11.3                          | 16.5                       |
|                                |  |                     |                               |                            | 4                           | Intentional self-harm (suicide) . . . . . (*U03,X60–X84,Y87.0)                           | 407                 | 7.5                           | 10.9                       |
|                                |  |                     |                               |                            | 5                           | Chronic liver disease and cirrhosis . . . . . (K70,K73–K74)                              | 366                 | 6.7                           | 9.8                        |
|                                |  |                     |                               |                            | 6                           | Assault (homicide) . . . . . (*U01–*U02,X85–Y09,Y87.1)                                   | 333                 | 6.1                           | 8.9                        |
|                                |  |                     |                               |                            | 7                           | Human immunodeficiency virus (HIV) disease . . . . . (B20–B24)                           | 230                 | 4.2                           | 6.2                        |
|                                |  |                     |                               |                            | 8                           | Cerebrovascular diseases . . . . . (I60–I69)   | 191                 | 3.5                           | 5.1                        |
|                                |  |                     |                               |                            | 9                           | Diabetes mellitus . . . . . (E10–E14)  | 145                 | 2.7                           | 3.9                        |
|                                |  |                     |                               |                            | 10                          | Influenza and pneumonia . . . . . (J09–J18)  | 67                  | 1.2                           | 1.8                        |
|                                |  |                     |                               |                            | ...                         | All other causes . . . . . (residual)  | 1,059               | 19.4                          | 28.4                       |

**Table 2. Deaths, percentage of total deaths, and death rates for the 10 leading causes of death in selected age groups, by Hispanic origin, race for non-Hispanic population, and sex: United States, 2010—Con.**

[Rates per 100,000 population in specified group. Persons of Hispanic origin may be of any race. Data for Hispanic persons are not tabulated by race; data for non-Hispanic persons are tabulated by race. Data for Hispanic origin should be interpreted with caution because of misreporting of Hispanic origin on the death certificate; see Technical Notes. An asterisk (\*) preceding a cause-of-death code indicates that the code is not included in the *International Classification of Diseases, Tenth Revision (ICD-10)*, Second Edition; see Technical Notes]

| Rank <sup>1</sup>                 | Cause of death<br>(based on ICD-10, 2004),<br>Hispanic origin, race, sex, and age  | Number <sup>2</sup> | Percent<br>of total<br>deaths | Death<br>rate <sup>2</sup> | Rank <sup>1</sup>                 | Cause of death<br>(based on ICD-10, 2004),<br>Hispanic origin, race, sex, and age  | Number <sup>2</sup> | Percent<br>of total<br>deaths | Death<br>rate <sup>2</sup> |
|-----------------------------------|--|---------------------|-------------------------------|----------------------------|-----------------------------------|--|---------------------|-------------------------------|----------------------------|
| Hispanic, male, 45–54 years       |  |                     |                               |                            | Hispanic, male, 65–74 years       |  |                     |                               |                            |
| ...                               | All causes . . . . .   | 9,627               | 100.0                         | 351.9                      | ...                               | All causes . . . . .   | 13,040              | 100.0                         | 1,775.0                    |
| 1                                 | Malignant neoplasms . . . . . (C00–C97)  | 1,906               | 19.8                          | 69.7                       | 1                                 | Malignant neoplasms . . . . . (C00–C97)  | 4,055               | 31.1                          | 552.0                      |
| 2                                 | Diseases of heart . . . . . (I00–I09,I11,I13,I20–I51)                              | 1,809               | 18.8                          | 66.1                       | 2                                 | Diseases of heart . . . . . (I00–I09,I11,I13,I20–I51)                              | 3,119               | 23.9                          | 424.5                      |
| 3                                 | Accidents (unintentional<br>injuries) . . . . . (V01–X59,Y85–Y86)                  | 1,124               | 11.7                          | 41.1                       | 3                                 | Diabetes mellitus . . . . . (E10–E14)  | 825                 | 6.3                           | 112.3                      |
| 4                                 | Chronic liver disease and<br>cirrhosis . . . . . (K70,K73–K74)                     | 945                 | 9.8                           | 34.5                       | 4                                 | Cerebrovascular diseases . . . . . (I60–I69)                                       | 620                 | 4.8                           | 84.4                       |
| 5                                 | Cerebrovascular diseases . . . . . (I60–I69)                                       | 391                 | 4.1                           | 14.3                       | 5                                 | Chronic liver disease and<br>cirrhosis . . . . . (K70,K73–K74)                     | 453                 | 3.5                           | 61.7                       |
| 6                                 | Diabetes mellitus . . . . . (E10–E14)  | 376                 | 3.9                           | 13.7                       | 6                                 | Chronic lower respiratory<br>diseases . . . . . (J40–J47)                          | 424                 | 3.3                           | 57.7                       |
| 7                                 | Intentional self-harm<br>(suicide) . . . . . (*U03,X60–X84,Y87.0)                  | 347                 | 3.6                           | 12.7                       | 7                                 | Nephritis, nephrotic syndrome and<br>nephrosis . . . . . (N00–N07,N17–N19,N25–N27) | 357                 | 2.7                           | 48.6                       |
| 8                                 | Human immunodeficiency virus (HIV)<br>disease . . . . . (B20–B24)                  | 333                 | 3.5                           | 12.2                       | 8                                 | Accidents (unintentional<br>injuries) . . . . . (V01–X59,Y85–Y86)                  | 356                 | 2.7                           | 48.5                       |
| 9                                 | Viral hepatitis . . . . . (B15–B19)  | 284                 | 3.0                           | 10.4                       | 9                                 | Influenza and pneumonia . . . . . (J09–J18)  | 288                 | 2.2                           | 39.2                       |
| 10                                | Assault<br>(homicide) . . . . . (*U01–*U02,X85–Y09,Y87.1)                          | 219                 | 2.3                           | 8.0                        | 10                                | Septicemia . . . . . (A40–A41)   | 195                 | 1.5                           | 26.5                       |
| ...                               | All other causes . . . . . (residual)  | 1,893               | 19.7                          | 69.2                       | ...                               | All other causes . . . . . (residual)  | 2,348               | 18.0                          | 319.6                      |
| Hispanic, male, 55–64 years       |  |                     |                               |                            | Hispanic, male, 75–84 years       |  |                     |                               |                            |
| ...                               | All causes . . . . .   | 12,509              | 100.0                         | 815.1                      | ...                               | All causes . . . . .   | 15,723              | 100.0                         | 4,461.9                    |
| 1                                 | Malignant neoplasms . . . . . (C00–C97)  | 3,460               | 27.7                          | 225.4                      | 1                                 | Diseases of heart . . . . . (I00–I09,I11,I13,I20–I51)                              | 4,091               | 26.0                          | 1,160.9                    |
| 2                                 | Diseases of heart . . . . . (I00–I09,I11,I13,I20–I51)                              | 2,853               | 22.8                          | 185.9                      | 2                                 | Malignant neoplasms . . . . . (C00–C97)  | 3,942               | 25.1                          | 1,118.7                    |
| 3                                 | Chronic liver disease and<br>cirrhosis . . . . . (K70,K73–K74)                     | 908                 | 7.3                           | 59.2                       | 3                                 | Cerebrovascular diseases . . . . . (I60–I69)                                       | 939                 | 6.0                           | 266.5                      |
| 4                                 | Diabetes mellitus . . . . . (E10–E14)  | 761                 | 6.1                           | 49.6                       | 4                                 | Diabetes mellitus . . . . . (E10–E14)  | 826                 | 5.3                           | 234.4                      |
| 5                                 | Accidents (unintentional<br>injuries) . . . . . (V01–X59,Y85–Y86)                  | 673                 | 5.4                           | 43.9                       | 5                                 | Chronic lower respiratory<br>diseases . . . . . (J40–J47)                          | 750                 | 4.8                           | 212.8                      |
| 6                                 | Cerebrovascular diseases . . . . . (I60–I69)                                       | 490                 | 3.9                           | 31.9                       | 6                                 | Nephritis, nephrotic syndrome and<br>nephrosis . . . . . (N00–N07,N17–N19,N25–N27) | 461                 | 2.9                           | 130.8                      |
| 7                                 | Viral hepatitis . . . . . (B15–B19)  | 290                 | 2.3                           | 18.9                       | 7                                 | Influenza and pneumonia . . . . . (J09–J18)  | 450                 | 2.9                           | 127.7                      |
| 8                                 | Nephritis, nephrotic syndrome and<br>nephrosis . . . . . (N00–N07,N17–N19,N25–N27) | 283                 | 2.3                           | 18.4                       | 8                                 | Alzheimer's disease . . . . . (G30)  | 431                 | 2.7                           | 122.3                      |
| 9                                 | Chronic lower respiratory<br>diseases . . . . . (J40–J47)                          | 225                 | 1.8                           | 14.7                       | 9                                 | Accidents (unintentional<br>injuries) . . . . . (V01–X59,Y85–Y86)                  | 345                 | 2.2                           | 97.9                       |
| 10                                | Intentional self-harm<br>(suicide) . . . . . (*U03,X60–X84,Y87.0)                  | 205                 | 1.6                           | 13.4                       | 10                                | Parkinson's disease . . . . . (G20–G21)  | 264                 | 1.7                           | 74.9                       |
| ...                               | All other causes . . . . . (residual)  | 2,361               | 18.9                          | 153.8                      | ...                               | All other causes . . . . . (residual)  | 3,224               | 20.5                          | 914.9                      |
| Hispanic, male, 65 years and over |  |                     |                               |                            | Hispanic, male, 85 years and over |  |                     |                               |                            |
| ...                               | All causes . . . . .   | 39,934              | 100.0                         | 3,378.8                    | ...                               | All causes . . . . .   | 11,171              | 100.0                         | 11,779.8                   |
| 1                                 | Diseases of heart . . . . . (I00–I09,I11,I13,I20–I51)                              | 10,603              | 26.6                          | 897.1                      | 1                                 | Diseases of heart . . . . . (I00–I09,I11,I13,I20–I51)                              | 3,393               | 30.4                          | 3,577.9                    |
| 2                                 | Malignant neoplasms . . . . . (C00–C97)  | 9,762               | 24.4                          | 826.0                      | 2                                 | Malignant neoplasms . . . . . (C00–C97)  | 1,765               | 15.8                          | 1,861.2                    |
| 3                                 | Cerebrovascular diseases . . . . . (I60–I69)                                       | 2,203               | 5.5                           | 186.4                      | 3                                 | Cerebrovascular diseases . . . . . (I60–I69)                                       | 644                 | 5.8                           | 679.1                      |
| 4                                 | Diabetes mellitus . . . . . (E10–E14)  | 2,040               | 5.1                           | 172.6                      | 4                                 | Alzheimer's disease . . . . . (G30)  | 618                 | 5.5                           | 651.7                      |
| 5                                 | Chronic lower respiratory<br>diseases . . . . . (J40–J47)                          | 1,776               | 4.4                           | 150.3                      | 5                                 | Chronic lower respiratory<br>diseases . . . . . (J40–J47)                          | 602                 | 5.4                           | 634.8                      |
| 6                                 | Nephritis, nephrotic syndrome and<br>nephrosis . . . . . (N00–N07,N17–N19,N25–N27) | 1,162               | 2.9                           | 98.3                       | 6                                 | Influenza and pneumonia . . . . . (J09–J18)  | 415                 | 3.7                           | 437.6                      |
| 7                                 | Influenza and pneumonia . . . . . (J09–J18)  | 1,153               | 2.9                           | 97.6                       | 7                                 | Diabetes mellitus . . . . . (E10–E14)  | 389                 | 3.5                           | 410.2                      |
| 8                                 | Alzheimer's disease . . . . . (G30)  | 1,148               | 2.9                           | 97.1                       | 8                                 | Nephritis, nephrotic syndrome and<br>nephrosis . . . . . (N00–N07,N17–N19,N25–N27) | 344                 | 3.1                           | 362.7                      |
| 9                                 | Accidents (unintentional<br>injuries) . . . . . (V01–X59,Y85–Y86)                  | 935                 | 2.3                           | 79.1                       | 9                                 | Accidents (unintentional<br>injuries) . . . . . (V01–X59,Y85–Y86)                  | 234                 | 2.1                           | 246.8                      |
| 10                                | Chronic liver disease and<br>cirrhosis . . . . . (K70,K73–K74)                     | 752                 | 1.9                           | 63.6                       | 10                                | Essential hypertension and hypertensive renal<br>disease . . . . . (I10,I12,I15)   | 185                 | 1.7                           | 195.1                      |
| ...                               | All other causes . . . . . (residual)  | 8,400               | 21.0                          | 710.7                      | ...                               | All other causes . . . . . (residual)  | 2,582               | 23.1                          | 2,722.7                    |

See footnotes at end of table.

**Table 2. Deaths, percentage of total deaths, and death rates for the 10 leading causes of death in selected age groups, by Hispanic origin, race for non-Hispanic population, and sex: United States, 2010—Con.**

[Rates per 100,000 population in specified group. Persons of Hispanic origin may be of any race. Data for Hispanic persons are not tabulated by race; data for non-Hispanic persons are tabulated by race. Data for Hispanic origin should be interpreted with caution because of misreporting of Hispanic origin on the death certificate; see Technical Notes. An asterisk (\*) preceding a cause-of-death code indicates that the code is not included in the *International Classification of Diseases, Tenth Revision (ICD-10)*, Second Edition; see Technical Notes]

| Rank <sup>1</sup>                       | Cause of death<br>(based on ICD-10, 2004),<br>Hispanic origin, race, sex, and age | Number <sup>2</sup> | Percent<br>of total<br>deaths | Death<br>rate <sup>2</sup> | Rank <sup>1</sup>             | Cause of death<br>(based on ICD-10, 2004),<br>Hispanic origin, race, sex, and age            | Number <sup>2</sup> | Percent<br>of total<br>deaths | Death<br>rate <sup>2</sup> |
|---|---|---------------------|-------------------------------|----------------------------|-------------------------------|--|---------------------|-------------------------------|----------------------------|
| Hispanic, female, all ages <sup>3</sup> |   |                     |                               |                            | Hispanic, female, 5-9 years   |  |                     |                               |                            |
| ...                                     | All causes  | 64,868              | 100.0                         | 260.9                      | ...                           | All causes   | 178                 | 100.0                         | 7.6                        |
| 1                                       | Malignant neoplasms (C00-C97)   | 14,669              | 22.6                          | 59.0                       | 1                             | Accidents (unintentional injuries) (V01-X59,Y85-Y86)   | 47                  | 26.4                          | 2.0                        |
| 2                                       | Diseases of heart (I00-I09,I11,I13,I20-I51)                                       | 13,585              | 20.9                          | 54.6                       | 2                             | Malignant neoplasms (C00-C97)  | 42                  | 23.6                          | 1.8                        |
| 3                                       | Cerebrovascular diseases (I60-I69)  | 3,892               | 6.0                           | 15.7                       | 3                             | Congenital malformations, deformations and chromosomal abnormalities (Q00-Q99)               | 15                  | 8.4                           | *                          |
| 4                                       | Diabetes mellitus (E10-E14)   | 3,184               | 4.9                           | 12.8                       | 4                             | Assault (homicide) (*U01-U02,X85-Y09,Y87.1)  | 10                  | 5.6                           | *                          |
| 5                                       | Accidents (unintentional injuries) (V01-X59,Y85-Y86)                              | 2,882               | 4.4                           | 11.6                       | 4                             | Diseases of heart (I00-I09,I11,I13,I20-I51)  | 6                   | 3.4                           | *                          |
| 6                                       | Alzheimer's disease (G30)   | 2,256               | 3.5                           | 9.1                        | 5                             | Cerebrovascular diseases (I60-I69)   | 5                   | 2.8                           | *                          |
| 7                                       | Chronic lower respiratory diseases (J40-J47)                                      | 1,998               | 3.1                           | 8.0                        | 6                             | In situ neoplasms, benign neoplasms and neoplasms of uncertain or unknown behavior (D00-D48) | 3                   | 1.7                           | *                          |
| 8                                       | Nephritis, nephrotic syndrome and nephrosis (N00-N07,N17-N19,N25-N27)             | 1,582               | 2.4                           | 6.4                        | 7                             | Pneumonitis due to solids and liquids (J69)  | 2                   | 1.1                           | *                          |
| 9                                       | Influenza and pneumonia (J09-J18)   | 1,460               | 2.3                           | 5.9                        | 8                             | Tuberculosis (A16-A19)   | 1                   | 0.6                           | *                          |
| 10                                      | Chronic liver disease and cirrhosis (K70,K73-K74)                                 | 1,281               | 2.0                           | 5.2                        | 9                             | Meningococcal infection (A39)  | 1                   | 0.6                           | *                          |
| ...                                     | All other causes (residual)   | 18,079              | 27.9                          | 72.7                       | 9                             | Septicemia (A40-A41)   | 1                   | 0.6                           | *                          |
| Hispanic, female, 1-4 years             |   |                     |                               |                            | Hispanic, female, 10-14 years |  |                     |                               |                            |
| ...                                     | All causes  | 406                 | 100.0                         | 20.2                       | ...                           | All causes   | 230                 | 100.0                         | 10.4                       |
| 1                                       | Accidents (unintentional injuries) (V01-X59,Y85-Y86)                              | 121                 | 29.8                          | 6.0                        | 1                             | Malignant neoplasms (C00-C97)  | 58                  | 25.2                          | 2.6                        |
| 2                                       | Congenital malformations, deformations and chromosomal abnormalities (Q00-Q99)    | 63                  | 15.5                          | 3.1                        | 2                             | Accidents (unintentional injuries) (V01-X59,Y85-Y86)   | 55                  | 23.9                          | 2.5                        |
| 3                                       | Malignant neoplasms (C00-C97)   | 33                  | 8.1                           | 1.6                        | 3                             | Intentional self-harm (suicide) (*U03,X60-X84,Y87.0)   | 22                  | 9.6                           | 1.0                        |
| 4                                       | Diseases of heart (I00-I09,I11,I13,I20-I51)                                       | 21                  | 5.2                           | 1.0                        | 4                             | Assault (homicide) (*U01-U02,X85-Y09,Y87.1)  | 9                   | 3.9                           | *                          |
| 5                                       | Assault (homicide) (*U01-U02,X85-Y09,Y87.1)                                       | 15                  | 3.7                           | *                          | 5                             | Diseases of heart (I00-I09,I11,I13,I20-I51)  | 6                   | 2.6                           | *                          |
| 6                                       | Influenza and pneumonia (J09-J18)   | 8                   | 2.0                           | *                          | 6                             | Cerebrovascular diseases (I60-I69)   | 5                   | 2.2                           | *                          |
| 7                                       | Cerebrovascular diseases (I60-I69)  | 7                   | 1.7                           | *                          | 6                             | Congenital malformations, deformations and chromosomal abnormalities (Q00-Q99)               | 5                   | 2.2                           | *                          |
| 8                                       | Septicemia (A40-A41)  | 6                   | 1.5                           | *                          | 8                             | Septicemia (A40-A41)   | 4                   | 1.7                           | *                          |
| 9                                       | Chronic lower respiratory diseases (J40-J47)                                      | 5                   | 1.2                           | *                          | 9                             | In situ neoplasms, benign neoplasms and neoplasms of uncertain or unknown behavior (D00-D48) | 3                   | 1.3                           | *                          |
| 9                                       | Certain conditions originating in the perinatal period (P00-P96)                  | 5                   | 1.2                           | *                          | 9                             | Influenza and pneumonia (J09-J18)  | 3                   | 1.3                           | *                          |
| ...                                     | All other causes (residual)   | 122                 | 30.0                          | 6.1                        | ...                           | All other causes (residual)  | 60                  | 26.1                          | 2.7                        |

See footnotes at end of table.

**Table 2. Deaths, percentage of total deaths, and death rates for the 10 leading causes of death in selected age groups, by Hispanic origin, race for non-Hispanic population, and sex: United States, 2010—Con.**

[Rates per 100,000 population in specified group. Persons of Hispanic origin may be of any race. Data for Hispanic persons are not tabulated by race; data for non-Hispanic persons are tabulated by race. Data for Hispanic origin should be interpreted with caution because of misreporting of Hispanic origin on the death certificate; see Technical Notes. An asterisk (\*) preceding a cause-of-death code indicates that the code is not included in the *International Classification of Diseases, Tenth Revision (ICD-10)*, Second Edition; see Technical Notes]

| Rank <sup>1</sup>             | Cause of death<br>(based on ICD-10, 2004),<br>Hispanic origin, race, sex, and age           | Number <sup>2</sup> | Percent<br>of total<br>deaths | Death<br>rate <sup>2</sup> | Rank <sup>1</sup>             | Cause of death<br>(based on ICD-10, 2004),<br>Hispanic origin, race, sex, and age  | Number <sup>2</sup> | Percent<br>of total<br>deaths | Death<br>rate <sup>2</sup> |
|-------------------------------|---|---------------------|-------------------------------|----------------------------|-------------------------------|--|---------------------|-------------------------------|----------------------------|
| Hispanic, female, 15–19 years |   |                     |                               |                            | Hispanic, female, 35–44 years |  |                     |                               |                            |
| ...                           | All causes . . . . .  | 447                 | 100.0                         | 20.4                       | ...                           | All causes . . . . .   | 2,682               | 100.0                         | 75.2                       |
| 1                             | Accidents (unintentional<br>injuries) . . . . . (V01–X59,Y85–Y86)                           | 188                 | 42.1                          | 8.6                        | 1                             | Malignant neoplasms . . . . . (C00–C97)  | 836                 | 31.2                          | 23.5                       |
| 2                             | Intentional self-harm<br>(suicide) . . . . . (*U03,X60–X84,Y87.0)                           | 63                  | 14.1                          | 2.9                        | 2                             | Accidents (unintentional<br>injuries) . . . . . (V01–X59,Y85–Y86)                  | 371                 | 13.8                          | 10.4                       |
| 3                             | Assault<br>(homicide) . . . . . (*U01–*U02,X85–Y09,Y87.1)                                   | 45                  | 10.1                          | 2.1                        | 3                             | Diseases of heart . . . . . (I00–I09,I11,I13,I20–I51)                              | 223                 | 8.3                           | 6.3                        |
| 4                             | Malignant neoplasms . . . . . (C00–C97)   | 41                  | 9.2                           | 1.9                        | 4                             | Cerebrovascular diseases . . . . . (I60–I69)                                       | 113                 | 4.2                           | 3.2                        |
| 5                             | Congenital malformations, deformations and<br>chromosomal abnormalities . . . . . (Q00–Q99) | 12                  | 2.7                           | *                          | 5                             | Intentional self-harm<br>(suicide) . . . . . (*U03,X60–X84,Y87.0)                  | 98                  | 3.7                           | 2.7                        |
| 6                             | Diseases of heart . . . . . (I00–I09,I11,I13,I20–I51)                                       | 9                   | 2.0                           | *                          | 6                             | Diabetes mellitus . . . . . (E10–E14)  | 97                  | 3.6                           | 2.7                        |
| 7                             | Septicemia . . . . . (A40–A41)  | 4                   | 0.9                           | *                          | 7                             | Chronic liver disease and<br>cirrhosis . . . . . (K70,K73–K74)                     | 92                  | 3.4                           | 2.6                        |
| 7                             | Nephritis, nephrotic syndrome and<br>nephrosis . . . . . (N00–N07,N17–N19,N25–N27)          | 4                   | 0.9                           | *                          | 8                             | Assault<br>(homicide) . . . . . (*U01–*U02,X85–Y09,Y87.1)                          | 82                  | 3.1                           | 2.3                        |
| 7                             | Pregnancy, childbirth and the<br>puerperium . . . . . (O00–O99)                             | 4                   | 0.9                           | *                          | 9                             | Human immunodeficiency virus (HIV)<br>disease . . . . . (B20–B24)                  | 66                  | 2.5                           | 1.9                        |
| 10                            | Diabetes mellitus . . . . . (E10–E14)   | 3                   | 0.7                           | *                          | 10                            | Pregnancy, childbirth and the<br>puerperium . . . . . (O00–O99)                    | 37                  | 1.4                           | 1.0                        |
| 10                            | Cerebrovascular diseases . . . . . (I60–I69)  | 3                   | 0.7                           | *                          | ...                           | All other causes . . . . . (residual)  | 667                 | 24.9                          | 18.7                       |
| ...                           | All other causes . . . . . (residual)   | 71                  | 15.9                          | 3.2                        | Hispanic, female, 45–54 years |  |                     |                               |                            |
| Hispanic, female, 20–24 years |   |                     |                               |                            | ...                           | All causes . . . . .   | 5,288               | 100.0                         | 193.9                      |
| ...                           | All causes . . . . .  | 659                 | 100.0                         | 32.6                       | 1                             | Malignant neoplasms . . . . . (C00–C97)  | 2,018               | 38.2                          | 74.0                       |
| 1                             | Accidents (unintentional<br>injuries) . . . . . (V01–X59,Y85–Y86)                           | 225                 | 34.1                          | 11.1                       | 2                             | Diseases of heart . . . . . (I00–I09,I11,I13,I20–I51)                              | 669                 | 12.7                          | 24.5                       |
| 2                             | Malignant neoplasms . . . . . (C00–C97)   | 78                  | 11.8                          | 3.9                        | 3                             | Accidents (unintentional<br>injuries) . . . . . (V01–X59,Y85–Y86)                  | 388                 | 7.3                           | 14.2                       |
| 3                             | Intentional self-harm<br>(suicide) . . . . . (*U03,X60–X84,Y87.0)                           | 68                  | 10.3                          | 3.4                        | 4                             | Chronic liver disease and<br>cirrhosis . . . . . (K70,K73–K74)                     | 293                 | 5.5                           | 10.7                       |
| 4                             | Assault<br>(homicide) . . . . . (*U01–*U02,X85–Y09,Y87.1)                                   | 63                  | 9.6                           | 3.1                        | 5                             | Cerebrovascular diseases . . . . . (I60–I69)                                       | 250                 | 4.7                           | 9.2                        |
| 5                             | Pregnancy, childbirth and the<br>puerperium . . . . . (O00–O99)                             | 28                  | 4.2                           | 1.4                        | 6                             | Diabetes mellitus . . . . . (E10–E14)  | 219                 | 4.1                           | 8.0                        |
| 6                             | Diseases of heart . . . . . (I00–I09,I11,I13,I20–I51)                                       | 23                  | 3.5                           | 1.1                        | 7                             | Chronic lower respiratory<br>diseases . . . . . (J40–J47)                          | 89                  | 1.7                           | 3.3                        |
| 7                             | Congenital malformations, deformations and<br>chromosomal abnormalities . . . . . (Q00–Q99) | 13                  | 2.0                           | *                          | 7                             | Nephritis, nephrotic syndrome and<br>nephrosis . . . . . (N00–N07,N17–N19,N25–N27) | 89                  | 1.7                           | 3.3                        |
| 8                             | Septicemia . . . . . (A40–A41)  | 8                   | 1.2                           | *                          | 9                             | Viral hepatitis . . . . . (B15–B19)  | 83                  | 1.6                           | 3.0                        |
| 9                             | Cerebrovascular diseases . . . . . (I60–I69)  | 7                   | 1.1                           | *                          | 10                            | Septicemia . . . . . (A40–A41)   | 79                  | 1.5                           | 2.9                        |
| 9                             | Influenza and pneumonia . . . . . (J09–J18)   | 7                   | 1.1                           | *                          | ...                           | All other causes . . . . . (residual)  | 1,111               | 21.0                          | 40.7                       |
| ...                           | All other causes . . . . . (residual)   | 139                 | 21.1                          | 6.9                        | Hispanic, female, 55–64 years |  |                     |                               |                            |
| Hispanic, female, 25–34 years |   |                     |                               |                            | ...                           | All causes . . . . .   | 7,557               | 100.0                         | 450.1                      |
| ...                           | All causes . . . . .  | 1,561               | 100.0                         | 38.9                       | 1                             | Malignant neoplasms . . . . . (C00–C97)  | 2,786               | 36.9                          | 165.9                      |
| 1                             | Accidents (unintentional<br>injuries) . . . . . (V01–X59,Y85–Y86)                           | 381                 | 24.4                          | 9.5                        | 2                             | Diseases of heart . . . . . (I00–I09,I11,I13,I20–I51)                              | 1,214               | 16.1                          | 72.3                       |
| 2                             | Malignant neoplasms . . . . . (C00–C97)   | 336                 | 21.5                          | 8.4                        | 3                             | Diabetes mellitus . . . . . (E10–E14)  | 478                 | 6.3                           | 28.5                       |
| 3                             | Assault<br>(homicide) . . . . . (*U01–*U02,X85–Y09,Y87.1)                                   | 105                 | 6.7                           | 2.6                        | 4                             | Cerebrovascular diseases . . . . . (I60–I69)                                       | 371                 | 4.9                           | 22.1                       |
| 4                             | Intentional self-harm<br>(suicide) . . . . . (*U03,X60–X84,Y87.0)                           | 84                  | 5.4                           | 2.1                        | 5                             | Chronic liver disease and<br>cirrhosis . . . . . (K70,K73–K74)                     | 287                 | 3.8                           | 17.1                       |
| 5                             | Diseases of heart . . . . . (I00–I09,I11,I13,I20–I51)                                       | 76                  | 4.9                           | 1.9                        | 6                             | Accidents (unintentional<br>injuries) . . . . . (V01–X59,Y85–Y86)                  | 279                 | 3.7                           | 16.6                       |
| 6                             | Pregnancy, childbirth and the<br>puerperium . . . . . (O00–O99)                             | 71                  | 4.5                           | 1.8                        | 7                             | Nephritis, nephrotic syndrome and<br>nephrosis . . . . . (N00–N07,N17–N19,N25–N27) | 202                 | 2.7                           | 12.0                       |
| 7                             | Cerebrovascular diseases . . . . . (I60–I69)  | 32                  | 2.0                           | 0.8                        | 8                             | Chronic lower respiratory<br>diseases . . . . . (J40–J47)                          | 168                 | 2.2                           | 10.0                       |
| 8                             | Human immunodeficiency virus (HIV)<br>disease . . . . . (B20–B24)                           | 25                  | 1.6                           | 0.6                        | 9                             | Septicemia . . . . . (A40–A41)   | 138                 | 1.8                           | 8.2                        |
| 9                             | Influenza and pneumonia . . . . . (J09–J18)   | 23                  | 1.5                           | 0.6                        | 10                            | Viral hepatitis . . . . . (B15–B19)  | 136                 | 1.8                           | 8.1                        |
| 10                            | Diabetes mellitus . . . . . (E10–E14)   | 22                  | 1.4                           | 0.5                        | ...                           | All other causes . . . . . (residual)  | 1,498               | 19.8                          | 89.2                       |
| ...                           | All other causes . . . . . (residual)   | 406                 | 26.0                          | 10.1                       |                               |  |                     |                               |                            |

See footnotes at end of table.

**Table 2. Deaths, percentage of total deaths, and death rates for the 10 leading causes of death in selected age groups, by Hispanic origin, race for non-Hispanic population, and sex: United States, 2010—Con.**

[Rates per 100,000 population in specified group. Persons of Hispanic origin may be of any race. Data for Hispanic persons are not tabulated by race; data for non-Hispanic persons are tabulated by race. Data for Hispanic origin should be interpreted with caution because of misreporting of Hispanic origin on the death certificate; see Technical Notes. An asterisk (\*) preceding a cause-of-death code indicates that the code is not included in the *International Classification of Diseases, Tenth Revision (ICD-10)*, Second Edition; see Technical Notes]

| Rank <sup>1</sup>                   | Cause of death<br>(based on ICD-10, 2004),<br>Hispanic origin, race, sex, and age | Number <sup>2</sup> | Percent<br>of total<br>deaths | Death<br>rate <sup>2</sup> | Rank <sup>1</sup>                                     | Cause of death<br>(based on ICD-10, 2004),<br>Hispanic origin, race, sex, and age                           | Number <sup>2</sup> | Percent<br>of total<br>deaths | Death<br>rate <sup>2</sup> |
|-------------------------------------|---|---------------------|-------------------------------|----------------------------|---|---|---------------------|-------------------------------|----------------------------|
| Hispanic, female, 65 years and over |   |                     |                               |                            | Hispanic, female, 85 years and over                   |   |                     |                               |                            |
| ...                                 | All causes  | 43,558              | 100.0                         | 2,722.8                    | ...   | All causes  | 17,995              | 100.0                         | 10,237.3                   |
| 1                                   | Diseases of heart . . . (I00–I09,I11,I13,I20–I51)                                 | 11,315              | 26.0                          | 707.3                      | 1   | Diseases of heart . . . (I00–I09,I11,I13,I20–I51)   | 5,520               | 30.7                          | 3,140.3                    |
| 2                                   | Malignant neoplasms . . . . .(C00–C97)  | 8,434               | 19.4                          | 527.2                      | 2   | Malignant neoplasms . . . . .(C00–C97)  | 1,834               | 10.2                          | 1,043.4                    |
| 3                                   | Cerebrovascular diseases . . . . .(I60–I69)                                       | 3,089               | 7.1                           | 193.1                      | 3   | Alzheimer's disease . . . . .(G30)  | 1,427               | 7.9                           | 811.8                      |
| 4                                   | Diabetes mellitus . . . . .(E10–E14)  | 2,356               | 5.4                           | 147.3                      | 4   | Cerebrovascular diseases . . . . .(I60–I69)   | 1,405               | 7.8                           | 799.3                      |
| 5                                   | Alzheimer's disease . . . . .(G30)  | 2,222               | 5.1                           | 138.9                      | 5   | Diabetes mellitus . . . . .(E10–E14)  | 730                 | 4.1                           | 415.3                      |
| 6                                   | Chronic lower respiratory<br>diseases . . . . .(J40–J47)                          | 1,691               | 3.9                           | 105.7                      | 6   | Chronic lower respiratory<br>diseases . . . . .(J40–J47)  | 709                 | 3.9                           | 403.3                      |
| 7                                   | Nephritis, nephrotic syndrome and<br>nephrosis . . . (N00–N07,N17–N19,N25–N27)    | 1,216               | 2.8                           | 76.0                       | 7   | Influenza and pneumonia . . . . .(J09–J18)  | 581                 | 3.2                           | 330.5                      |
| 8                                   | Influenza and pneumonia . . . . .(J09–J18)  | 1,179               | 2.7                           | 73.7                       | 8   | Nephritis, nephrotic syndrome and<br>nephrosis . . . (N00–N07,N17–N19,N25–N27)                              | 425                 | 2.4                           | 241.8                      |
| 9                                   | Essential hypertension and hypertensive renal<br>disease . . . . .(I10,I12,I15)   | 801                 | 1.8                           | 50.1                       | 9   | Essential hypertension and hypertensive renal<br>disease . . . . .(I10,I12,I15)                             | 389                 | 2.2                           | 221.3                      |
| 10                                  | Accidents (unintentional<br>injuries) . . . . .(V01–X59,Y85–Y86)                  | 762                 | 1.7                           | 47.6                       | 10  | Accidents (unintentional<br>injuries) . . . . .(V01–X59,Y85–Y86)  | 306                 | 1.7                           | 174.1                      |
| ...                                 | All other causes . . . . .(residual)  | 10,493              | 24.1                          | 655.9                      | ...   | All other causes . . . . .(residual)  | 4,669               | 25.9                          | 2,656.2                    |
| Hispanic, female, 65–74 years       |   |                     |                               |                            | Non-Hispanic white, both sexes, all ages <sup>3</sup> |   |                     |                               |                            |
| ...                                 | All causes  | 9,922               | 100.0                         | 1,085.5                    | ...   | All causes  | 1,969,916           | 100.0                         | 984.3                      |
| 1                                   | Malignant neoplasms . . . . .(C00–C97)  | 3,247               | 32.7                          | 355.2                      | 1   | Diseases of heart . . . (I00–I09,I11,I13,I20–I51)   | 483,973             | 24.6                          | 241.8                      |
| 2                                   | Diseases of heart . . . (I00–I09,I11,I13,I20–I51)                                 | 1,940               | 19.6                          | 212.2                      | 2   | Malignant neoplasms . . . . .(C00–C97)  | 460,567             | 23.4                          | 230.1                      |
| 3                                   | Diabetes mellitus . . . . .(E10–E14)  | 705                 | 7.1                           | 77.1                       | 3   | Chronic lower respiratory<br>diseases . . . . .(J40–J47)  | 122,887             | 6.2                           | 61.4                       |
| 4                                   | Cerebrovascular diseases . . . . .(I60–I69)                                       | 554                 | 5.6                           | 60.6                       | 4   | Cerebrovascular diseases . . . . .(I60–I69)   | 101,849             | 5.2                           | 50.9                       |
| 5                                   | Nephritis, nephrotic syndrome and<br>nephrosis . . . (N00–N07,N17–N19,N25–N27)    | 343                 | 3.5                           | 37.5                       | 5   | Accidents (unintentional<br>injuries) . . . . .(V01–X59,Y85–Y86)  | 94,420              | 4.8                           | 47.2                       |
| 6                                   | Chronic lower respiratory<br>diseases . . . . .(J40–J47)                          | 338                 | 3.4                           | 37.0                       | 6   | Alzheimer's disease . . . . .(G30)  | 73,502              | 3.7                           | 36.7                       |
| 7                                   | Chronic liver disease and<br>cirrhosis . . . . .(K70,K73–K74)                     | 277                 | 2.8                           | 30.3                       | 7   | Diabetes mellitus . . . . .(E10–E14)  | 47,746              | 2.4                           | 23.9                       |
| 8                                   | Influenza and pneumonia . . . . .(J09–J18)  | 212                 | 2.1                           | 23.2                       | 8   | Influenza and pneumonia . . . . .(J09–J18)  | 40,244              | 2.0                           | 20.1                       |
| 9                                   | Accidents (unintentional<br>injuries) . . . . .(V01–X59,Y85–Y86)                  | 194                 | 2.0                           | 21.2                       | 9   | Nephritis, nephrotic syndrome and<br>nephrosis . . . (N00–N07,N17–N19,N25–N27)                              | 36,963              | 1.9                           | 18.5                       |
| 10                                  | Septicemia . . . . .(A40–A41)   | 186                 | 1.9                           | 20.3                       | 10  | Intentional self-harm<br>(suicide) . . . . .(*U03,X60–X84,Y87.0)  | 32,010              | 1.6                           | 16.0                       |
| ...                                 | All other causes . . . . .(residual)  | 1,926               | 19.4                          | 210.7                      | ...   | All other causes . . . . .(residual)  | 475,755             | 24.2                          | 237.7                      |
| Hispanic, female, 75–84 years       |   |                     |                               |                            | Non-Hispanic white, both sexes, 1–4 years             |   |                     |                               |                            |
| ...                                 | All causes  | 15,641              | 100.0                         | 3,067.4                    | ...   | All causes  | 2,139               | 100.0                         | 24.7                       |
| 1                                   | Diseases of heart . . . (I00–I09,I11,I13,I20–I51)                                 | 3,855               | 24.6                          | 756.0                      | 1   | Accidents (unintentional<br>injuries) . . . . .(V01–X59,Y85–Y86)  | 744                 | 34.8                          | 8.6                        |
| 2                                   | Malignant neoplasms . . . . .(C00–C97)  | 3,353               | 21.4                          | 657.6                      | 2   | Congenital malformations, deformations and<br>chromosomal abnormalities . . . . .(Q00–Q99)                  | 229                 | 10.7                          | 2.6                        |
| 3                                   | Cerebrovascular diseases . . . . .(I60–I69)                                       | 1,130               | 7.2                           | 221.6                      | 3   | Malignant neoplasms . . . . .(C00–C97)  | 196                 | 9.2                           | 2.3                        |
| 4                                   | Diabetes mellitus . . . . .(E10–E14)  | 921                 | 5.9                           | 180.6                      | 4   | Assault<br>(homicide) . . . . .(*U01–*U02,X85–Y09,Y87.1)  | 159                 | 7.4                           | 1.8                        |
| 5                                   | Alzheimer's disease . . . . .(G30)  | 657                 | 4.2                           | 128.8                      | 5   | Diseases of heart . . . (I00–I09,I11,I13,I20–I51)   | 60                  | 2.8                           | 0.7                        |
| 6                                   | Chronic lower respiratory<br>diseases . . . . .(J40–J47)                          | 644                 | 4.1                           | 126.3                      | 6   | Influenza and pneumonia . . . . .(J09–J18)  | 38                  | 1.8                           | 0.4                        |
| 7                                   | Nephritis, nephrotic syndrome and<br>nephrosis . . . (N00–N07,N17–N19,N25–N27)    | 448                 | 2.9                           | 87.9                       | 7   | In situ neoplasms, benign neoplasms and<br>neoplasms of uncertain or unknown<br>behavior . . . . .(D00–D48) | 37                  | 1.7                           | 0.4                        |
| 8                                   | Influenza and pneumonia . . . . .(J09–J18)  | 386                 | 2.5                           | 75.7                       | 8   | Septicemia . . . . .(A40–A41)   | 31                  | 1.4                           | 0.4                        |
| 9                                   | Septicemia . . . . .(A40–A41)   | 287                 | 1.8                           | 56.3                       | 9   | Certain conditions originating in the perinatal<br>period . . . . .(P00–P96)                                | 27                  | 1.3                           | 0.3                        |
| 10                                  | Essential hypertension and hypertensive renal<br>disease . . . . .(I10,I12,I15)   | 268                 | 1.7                           | 52.6                       | 10  | Cerebrovascular diseases . . . . .(I60–I69)   | 23                  | 1.1                           | 0.3                        |
| ...                                 | All other causes . . . . .(residual)  | 3,692               | 23.6                          | 724.0                      | ...   | All other causes . . . . .(residual)  | 595                 | 27.8                          | 6.9                        |

See footnotes at end of table.

**Table 2. Deaths, percentage of total deaths, and death rates for the 10 leading causes of death in selected age groups, by Hispanic origin, race for non-Hispanic population, and sex: United States, 2010—Con.**

[Rates per 100,000 population in specified group. Persons of Hispanic origin may be of any race. Data for Hispanic persons are not tabulated by race; data for non-Hispanic persons are tabulated by race. Data for Hispanic origin should be interpreted with caution because of misreporting of Hispanic origin on the death certificate; see Technical Notes. An asterisk (\*) preceding a cause-of-death code indicates that the code is not included in the *International Classification of Diseases, Tenth Revision (ICD-10)*, Second Edition; see Technical Notes]

| Rank <sup>1</sup>                           | Cause of death<br>(based on ICD-10, 2004),<br>Hispanic origin, race, sex, and age                      | Number <sup>2</sup> | Percent<br>of total<br>deaths | Death<br>rate <sup>2</sup> | Rank <sup>1</sup>                           | Cause of death<br>(based on ICD-10, 2004),<br>Hispanic origin, race, sex, and age                      | Number <sup>2</sup> | Percent<br>of total<br>deaths | Death<br>rate <sup>2</sup> |
|---|--|---------------------|-------------------------------|----------------------------|---|--|---------------------|-------------------------------|----------------------------|
| Non-Hispanic white, both sexes, 5–9 years   |  |                     |                               |                            | Non-Hispanic white, both sexes, 15–19 years |  |                     |                               |                            |
| ...   | All causes . . . . .   | 1,283               | 100.0                         | 11.4                       | ...   | All causes . . . . .   | 6,013               | 100.0                         | 47.5                       |
| 1   | Accidents (unintentional injuries) . . . . . (V01–X59,Y85–Y86)   | 458                 | 35.7                          | 4.1                        | 1   | Accidents (unintentional injuries) . . . . . (V01–X59,Y85–Y86)   | 3,063               | 50.9                          | 24.2                       |
| 2   | Malignant neoplasms . . . . . (C00–C97)  | 243                 | 18.9                          | 2.2                        | 2   | Intentional self-harm (suicide) . . . . . (*U03,X60–X84,Y87.0)   | 1,138               | 18.9                          | 9.0                        |
| 3   | Congenital malformations, deformations and chromosomal abnormalities . . . . . (Q00–Q99)               | 89                  | 6.9                           | 0.8                        | 3   | Malignant neoplasms . . . . . (C00–C97)  | 333                 | 5.5                           | 2.6                        |
| 4   | Assault (homicide) . . . . . (*U01–*U02,X85–Y09,Y87.1)   | 50                  | 3.9                           | 0.4                        | 4   | Assault (homicide) . . . . . (*U01–*U02,X85–Y09,Y87.1)   | 229                 | 3.8                           | 1.8                        |
| 5   | Diseases of heart . . . . . (I00–I09,I11,I13,I20–I51)  | 30                  | 2.3                           | 0.3                        | 5   | Diseases of heart . . . . . (I00–I09,I11,I13,I20–I51)  | 176                 | 2.9                           | 1.4                        |
| 6   | In situ neoplasms, benign neoplasms and neoplasms of uncertain or unknown behavior . . . . . (D00–D48) | 22                  | 1.7                           | 0.2                        | 6   | Congenital malformations, deformations and chromosomal abnormalities . . . . . (Q00–Q99)               | 116                 | 1.9                           | 0.9                        |
| 6   | Influenza and pneumonia . . . . . (J09–J18)  | 22                  | 1.7                           | 0.2                        | 7   | Cerebrovascular diseases . . . . . (I60–I69)   | 47                  | 0.8                           | 0.4                        |
| 8   | Chronic lower respiratory diseases . . . . . (J40–J47)   | 17                  | 1.3                           | *                          | 8   | Diabetes mellitus . . . . . (E10–E14)  | 29                  | 0.5                           | 0.2                        |
| 9   | Septicemia . . . . . (A40–A41)   | 16                  | 1.2                           | *                          | 9   | Chronic lower respiratory diseases . . . . . (J40–J47)   | 28                  | 0.5                           | 0.2                        |
| 9   | Cerebrovascular diseases . . . . . (I60–I69)   | 16                  | 1.2                           | *                          | 10  | In situ neoplasms, benign neoplasms and neoplasms of uncertain or unknown behavior . . . . . (D00–D48) | 26                  | 0.4                           | 0.2                        |
| ...   | All other causes . . . . . (residual)  | 320                 | 24.9                          | 2.8                        | ...   | All other causes . . . . . (residual)  | 828                 | 13.8                          | 6.5                        |
| Non-Hispanic white, both sexes, 10–14 years |  |                     |                               |                            | Non-Hispanic white, both sexes, 20–24 years |  |                     |                               |                            |
| ...   | All causes . . . . .   | 1,627               | 100.0                         | 13.8                       | ...   | All causes . . . . .   | 10,834              | 100.0                         | 85.4                       |
| 1   | Accidents (unintentional injuries) . . . . . (V01–X59,Y85–Y86)   | 542                 | 33.3                          | 4.6                        | 1   | Accidents (unintentional injuries) . . . . . (V01–X59,Y85–Y86)   | 5,444               | 50.2                          | 42.9                       |
| 2   | Malignant neoplasms . . . . . (C00–C97)  | 257                 | 15.8                          | 2.2                        | 2   | Intentional self-harm (suicide) . . . . . (*U03,X60–X84,Y87.0)   | 2,052               | 18.9                          | 16.2                       |
| 3   | Intentional self-harm (suicide) . . . . . (*U03,X60–X84,Y87.0)   | 161                 | 9.9                           | 1.4                        | 3   | Malignant neoplasms . . . . . (C00–C97)  | 568                 | 5.2                           | 4.5                        |
| 4   | Congenital malformations, deformations and chromosomal abnormalities . . . . . (Q00–Q99)               | 75                  | 4.6                           | 0.6                        | 4   | Assault (homicide) . . . . . (*U01–*U02,X85–Y09,Y87.1)   | 519                 | 4.8                           | 4.1                        |
| 5   | Diseases of heart . . . . . (I00–I09,I11,I13,I20–I51)  | 60                  | 3.7                           | 0.5                        | 5   | Diseases of heart . . . . . (I00–I09,I11,I13,I20–I51)  | 344                 | 3.2                           | 2.7                        |
| 6   | Assault (homicide) . . . . . (*U01–*U02,X85–Y09,Y87.1)   | 44                  | 2.7                           | 0.4                        | 6   | Congenital malformations, deformations and chromosomal abnormalities . . . . . (Q00–Q99)               | 129                 | 1.2                           | 1.0                        |
| 7   | In situ neoplasms, benign neoplasms and neoplasms of uncertain or unknown behavior . . . . . (D00–D48) | 25                  | 1.5                           | 0.2                        | 7   | Influenza and pneumonia . . . . . (J09–J18)  | 85                  | 0.8                           | 0.7                        |
| 8   | Cerebrovascular diseases . . . . . (I60–I69)   | 23                  | 1.4                           | 0.2                        | 8   | Diabetes mellitus . . . . . (E10–E14)  | 66                  | 0.6                           | 0.5                        |
| 9   | Influenza and pneumonia . . . . . (J09–J18)  | 20                  | 1.2                           | 0.2                        | 9   | Cerebrovascular diseases . . . . . (I60–I69)   | 53                  | 0.5                           | 0.4                        |
| 10  | Diabetes mellitus . . . . . (E10–E14)  | 17                  | 1.0                           | *                          | 10  | Septicemia . . . . . (A40–A41)   | 52                  | 0.5                           | 0.4                        |
| 10  | Chronic lower respiratory diseases . . . . . (J40–J47)   | 17                  | 1.0                           | *                          | ...   | All other causes . . . . . (residual)  | 1,522               | 14.0                          | 12.0                       |
| ...   | All other causes . . . . . (residual)  | 386                 | 23.7                          | 3.3                        | Non-Hispanic white, both sexes, 25–34 years |  |                     |                               |                            |
| See footnotes at end of table.              |  |                     |                               |                            | ...   | All causes . . . . .   | 25,486              | 100.0                         | 105.6                      |
|   |  |                     |                               |                            | 1   | Accidents (unintentional injuries) . . . . . (V01–X59,Y85–Y86)   | 10,425              | 40.9                          | 43.2                       |
|   |  |                     |                               |                            | 2   | Intentional self-harm (suicide) . . . . . (*U03,X60–X84,Y87.0)   | 4,335               | 17.0                          | 18.0                       |
|   |  |                     |                               |                            | 3   | Malignant neoplasms . . . . . (C00–C97)  | 2,154               | 8.5                           | 8.9                        |
|   |  |                     |                               |                            | 4   | Diseases of heart . . . . . (I00–I09,I11,I13,I20–I51)  | 1,804               | 7.1                           | 7.5                        |
|   |  |                     |                               |                            | 5   | Assault (homicide) . . . . . (*U01–*U02,X85–Y09,Y87.1)   | 888                 | 3.5                           | 3.7                        |
|   |  |                     |                               |                            | 6   | Diabetes mellitus . . . . . (E10–E14)  | 325                 | 1.3                           | 1.3                        |
|   |  |                     |                               |                            | 7   | Chronic liver disease and cirrhosis . . . . . (K70,K73–K74)  | 282                 | 1.1                           | 1.2                        |
|   |  |                     |                               |                            | 8   | Cerebrovascular diseases . . . . . (I60–I69)   | 260                 | 1.0                           | 1.1                        |
|   |  |                     |                               |                            | 9   | Congenital malformations, deformations and chromosomal abnormalities . . . . . (Q00–Q99)               | 254                 | 1.0                           | 1.1                        |
|   |  |                     |                               |                            | 10  | Influenza and pneumonia . . . . . (J09–J18)  | 226                 | 0.9                           | 0.9                        |
|   |  |                     |                               |                            | ...   | All other causes . . . . . (residual)  | 4,533               | 17.8                          | 18.8                       |

**Table 2. Deaths, percentage of total deaths, and death rates for the 10 leading causes of death in selected age groups, by Hispanic origin, race for non-Hispanic population, and sex: United States, 2010—Con.**

[Rates per 100,000 population in specified group. Persons of Hispanic origin may be of any race. Data for Hispanic persons are not tabulated by race; data for non-Hispanic persons are tabulated by race. Data for Hispanic origin should be interpreted with caution because of misreporting of Hispanic origin on the death certificate; see Technical Notes. An asterisk (\*) preceding a cause-of-death code indicates that the code is not included in the *International Classification of Diseases, Tenth Revision (ICD-10)*, Second Edition; see Technical Notes]

| Rank <sup>1</sup>                           | Cause of death<br>(based on ICD-10, 2004),<br>Hispanic origin, race, sex, and age | Number <sup>2</sup> | Percent<br>of total<br>deaths | Death<br>rate <sup>2</sup> | Rank <sup>1</sup>                                    | Cause of death<br>(based on ICD-10, 2004),<br>Hispanic origin, race, sex, and age | Number <sup>2</sup> | Percent<br>of total<br>deaths | Death<br>rate <sup>2</sup> |
|---|---|---------------------|-------------------------------|----------------------------|--|---|---------------------|-------------------------------|----------------------------|
| Non-Hispanic white, both sexes, 35–44 years |   |                     |                               |                            | Non-Hispanic white, both sexes,<br>65 years and over |   |                     |                               |                            |
| ...   | All causes . . . . .  | 44,999              | 100.0                         | 176.2                      | ...  | All causes . . . . .  | 1,509,149           | 100.0                         | 4,660.1                    |
| 1   | Accidents (unintentional<br>injuries) . . . . . (V01–X59,Y85–Y86)                 | 10,980              | 24.4                          | 43.0                       | 1  | Diseases of heart . . . (I00–I09,I11,I13,I20–I51)                                 | 400,404             | 26.5                          | 1,236.4                    |
| 2   | Malignant neoplasms . . . . . (C00–C97)   | 7,637               | 17.0                          | 29.9                       | 2  | Malignant neoplasms . . . . . (C00–C97)   | 330,101             | 21.9                          | 1,019.3                    |
| 3   | Diseases of heart . . . . . (I00–I09,I11,I13,I20–I51)                             | 6,566               | 14.6                          | 25.7                       | 3  | Chronic lower respiratory<br>diseases . . . . . (J40–J47)                         | 106,466             | 7.1                           | 328.8                      |
| 4   | Intentional self-harm<br>(suicide) . . . . . (*U03,X60–X84,Y87.0)                 | 5,359               | 11.9                          | 21.0                       | 4  | Cerebrovascular diseases . . . . . (I60–I69)                                      | 90,565              | 6.0                           | 279.7                      |
| 5   | Chronic liver disease and<br>cirrhosis . . . . . (K70,K73–K74)                    | 1,574               | 3.5                           | 6.2                        | 5  | Alzheimer's disease . . . . . (G30)   | 72,757              | 4.8                           | 224.7                      |
| 6   | Diabetes mellitus . . . . . (E10–E14)   | 966                 | 2.1                           | 3.8                        | 6  | Accidents (unintentional<br>injuries) . . . . . (V01–X59,Y85–Y86)                 | 36,101              | 2.4                           | 111.5                      |
| 7   | Cerebrovascular diseases . . . . . (I60–I69)                                      | 915                 | 2.0                           | 3.6                        | 7  | Diabetes mellitus . . . . . (E10–E14)   | 35,494              | 2.4                           | 109.6                      |
| 8   | Assault<br>(homicide) . . . . . (*U01–*U02,X85–Y09,Y87.1)                         | 871                 | 1.9                           | 3.4                        | 8  | Influenza and pneumonia . . . . . (J09–J18)                                       | 35,353              | 2.3                           | 109.2                      |
| 9   | Human immunodeficiency virus (HIV)<br>disease . . . . . (B20–B24)                 | 504                 | 1.1                           | 2.0                        | 9  | Nephritis, nephrotic syndrome and<br>nephrosis . . . (N00–N07,N17–N19,N25–N27)    | 32,434              | 2.1                           | 100.2                      |
| 10  | Influenza and pneumonia . . . . . (J09–J18)                                       | 492                 | 1.1                           | 1.9                        | 10   | Septicemia . . . . . (A40–A41)  | 20,592              | 1.4                           | 63.6                       |
| ...   | All other causes . . . . . (residual)   | 9,135               | 20.3                          | 35.8                       | ...  | All other causes . . . . . (residual)   | 348,882             | 23.1                          | 1,077.3                    |
| Non-Hispanic white, both sexes, 45–54 years |   |                     |                               |                            | Non-Hispanic white, both sexes, 65–74 years          |   |                     |                               |                            |
| ...   | All causes . . . . .  | 128,034             | 100.0                         | 407.2                      | ...  | All causes . . . . .  | 319,805             | 100.0                         | 1,876.2                    |
| 1   | Malignant neoplasms . . . . . (C00–C97)   | 35,789              | 28.0                          | 113.8                      | 1  | Malignant neoplasms . . . . . (C00–C97)   | 116,480             | 36.4                          | 683.3                      |
| 2   | Diseases of heart . . . . . (I00–I09,I11,I13,I20–I51)                             | 25,082              | 19.6                          | 79.8                       | 2  | Diseases of heart . . . . . (I00–I09,I11,I13,I20–I51)                             | 68,089              | 21.3                          | 399.5                      |
| 3   | Accidents (unintentional<br>injuries) . . . . . (V01–X59,Y85–Y86)                 | 15,259              | 11.9                          | 48.5                       | 3  | Chronic lower respiratory<br>diseases . . . . . (J40–J47)                         | 28,358              | 8.9                           | 166.4                      |
| 4   | Intentional self-harm<br>(suicide) . . . . . (*U03,X60–X84,Y87.0)                 | 7,755               | 6.1                           | 24.7                       | 4  | Cerebrovascular diseases . . . . . (I60–I69)                                      | 12,673              | 4.0                           | 74.3                       |
| 5   | Chronic liver disease and<br>cirrhosis . . . . . (K70,K73–K74)                    | 6,229               | 4.9                           | 19.8                       | 5  | Diabetes mellitus . . . . . (E10–E14)   | 9,791               | 3.1                           | 57.4                       |
| 6   | Chronic lower respiratory<br>diseases . . . . . (J40–J47)                         | 3,555               | 2.8                           | 11.3                       | 6  | Accidents (unintentional<br>injuries) . . . . . (V01–X59,Y85–Y86)                 | 7,581               | 2.4                           | 44.5                       |
| 7   | Diabetes mellitus . . . . . (E10–E14)   | 3,383               | 2.6                           | 10.8                       | 7  | Nephritis, nephrotic syndrome and<br>nephrosis . . . (N00–N07,N17–N19,N25–N27)    | 5,605               | 1.8                           | 32.9                       |
| 8   | Cerebrovascular diseases . . . . . (I60–I69)                                      | 3,229               | 2.5                           | 10.3                       | 8  | Septicemia . . . . . (A40–A41)  | 4,743               | 1.5                           | 27.8                       |
| 9   | Viral hepatitis . . . . . (B15–B19)   | 1,616               | 1.3                           | 5.1                        | 9  | Influenza and pneumonia . . . . . (J09–J18)                                       | 4,461               | 1.4                           | 26.2                       |
| 10  | Septicemia . . . . . (A40–A41)  | 1,459               | 1.1                           | 4.6                        | 10   | Chronic liver disease and<br>cirrhosis . . . . . (K70,K73–K74)                    | 4,429               | 1.4                           | 26.0                       |
| ...   | All other causes . . . . . (residual)   | 24,678              | 19.3                          | 78.5                       | ...  | All other causes . . . . . (residual)   | 57,595              | 18.0                          | 337.9                      |
| Non-Hispanic white, both sexes, 55–64 years |   |                     |                               |                            | Non-Hispanic white, both sexes, 75–84 years          |   |                     |                               |                            |
| ...   | All causes . . . . .  | 229,265             | 100.0                         | 834.2                      | ...  | All causes . . . . .  | 520,983             | 100.0                         | 4,886.8                    |
| 1   | Malignant neoplasms . . . . . (C00–C97)   | 83,251              | 36.3                          | 302.9                      | 1  | Malignant neoplasms . . . . . (C00–C97)   | 131,485             | 25.2                          | 1,233.3                    |
| 2   | Diseases of heart . . . . . (I00–I09,I11,I13,I20–I51)                             | 49,276              | 21.5                          | 179.3                      | 2  | Diseases of heart . . . . . (I00–I09,I11,I13,I20–I51)                             | 125,926             | 24.2                          | 1,181.2                    |
| 3   | Chronic lower respiratory<br>diseases . . . . . (J40–J47)                         | 12,142              | 5.3                           | 44.2                       | 3  | Chronic lower respiratory<br>diseases . . . . . (J40–J47)                         | 43,827              | 8.4                           | 411.1                      |
| 4   | Accidents (unintentional<br>injuries) . . . . . (V01–X59,Y85–Y86)                 | 10,831              | 4.7                           | 39.4                       | 4  | Cerebrovascular diseases . . . . . (I60–I69)                                      | 30,451              | 5.8                           | 285.6                      |
| 5   | Diabetes mellitus . . . . . (E10–E14)   | 7,464               | 3.3                           | 27.2                       | 5  | Alzheimer's disease . . . . . (G30)   | 20,934              | 4.0                           | 196.4                      |
| 6   | Chronic liver disease and<br>cirrhosis . . . . . (K70,K73–K74)                    | 7,245               | 3.2                           | 26.4                       | 6  | Diabetes mellitus . . . . . (E10–E14)   | 13,543              | 2.6                           | 127.0                      |
| 7   | Cerebrovascular diseases . . . . . (I60–I69)                                      | 6,664               | 2.9                           | 24.2                       | 7  | Accidents (unintentional<br>injuries) . . . . . (V01–X59,Y85–Y86)                 | 12,028              | 2.3                           | 112.8                      |
| 8   | Intentional self-harm<br>(suicide) . . . . . (*U03,X60–X84,Y87.0)                 | 5,734               | 2.5                           | 20.9                       | 8  | Nephritis, nephrotic syndrome and<br>nephrosis . . . (N00–N07,N17–N19,N25–N27)    | 11,557              | 2.2                           | 108.4                      |
| 9   | Septicemia . . . . . (A40–A41)  | 3,065               | 1.3                           | 11.2                       | 9  | Influenza and pneumonia . . . . . (J09–J18)                                       | 10,775              | 2.1                           | 101.1                      |
| 10  | Nephritis, nephrotic syndrome and<br>nephrosis . . . (N00–N07,N17–N19,N25–N27)    | 2,891               | 1.3                           | 10.5                       | 10   | Parkinson's disease . . . . . (G20–G21)   | 8,794               | 1.7                           | 82.5                       |
| ...   | All other causes . . . . . (residual)   | 40,702              | 17.8                          | 148.1                      | ...  | All other causes . . . . . (residual)   | 111,663             | 21.4                          | 1,047.4                    |

See footnotes at end of table.



**Table 2. Deaths, percentage of total deaths, and death rates for the 10 leading causes of death in selected age groups, by Hispanic origin, race for non-Hispanic population, and sex: United States, 2010—Con.**

[Rates per 100,000 population in specified group. Persons of Hispanic origin may be of any race. Data for Hispanic persons are not tabulated by race; data for non-Hispanic persons are tabulated by race. Data for Hispanic origin should be interpreted with caution because of misreporting of Hispanic origin on the death certificate; see Technical Notes. An asterisk (\*) preceding a cause-of-death code indicates that the code is not included in the *International Classification of Diseases, Tenth Revision (ICD-10)*, Second Edition; see Technical Notes]

| Rank <sup>1</sup>                                    | Cause of death<br>(based on ICD-10, 2004),<br>Hispanic origin, race, sex, and age                            | Number <sup>2</sup> | Percent<br>of total<br>deaths | Death<br>rate <sup>2</sup> | Rank <sup>1</sup>                     | Cause of death<br>(based on ICD-10, 2004),<br>Hispanic origin, race, sex, and age                            | Number <sup>2</sup> | Percent<br>of total<br>deaths | Death<br>rate <sup>2</sup> |
|--|--|---------------------|-------------------------------|----------------------------|---------------------------------------|--|---------------------|-------------------------------|----------------------------|
| Non-Hispanic white, both sexes,<br>85 years and over |  |                     |                               |                            | Non-Hispanic white, male, 5–9 years   |  |                     |                               |                            |
| ...  | All causes   | 668,361             | 100.0                         | 14,286.1                   | ...                                   | All causes   | 722                 | 100.0                         | 12.5                       |
| 1  | Diseases of heart . . . (I00–I09,I11,I13,I20–I51)  | 206,389             | 30.9                          | 4,411.5                    | 1                                     | Accidents (unintentional<br>injuries) . . . . . (V01–X59,Y85–Y86)  | 293                 | 40.6                          | 5.1                        |
| 2  | Malignant neoplasms . . . . . (C00–C97)  | 82,136              | 12.3                          | 1,755.6                    | 2                                     | Malignant neoplasms . . . . . (C00–C97)  | 137                 | 19.0                          | 2.4                        |
| 3  | Alzheimer's disease . . . . . (G30)  | 48,261              | 7.2                           | 1,031.6                    | 3                                     | Congenital malformations, deformations and<br>chromosomal abnormalities . . . . . (Q00–Q99)                  | 38                  | 5.3                           | 0.7                        |
| 4  | Cerebrovascular diseases . . . . . (I60–I69)   | 47,441              | 7.1                           | 1,014.0                    | 4                                     | Assault<br>(homicide) . . . . . (*U01–*U02,X85–Y09,Y87.1)  | 27                  | 3.7                           | 0.5                        |
| 5  | Chronic lower respiratory<br>diseases . . . . . (J40–J47)  | 34,281              | 5.1                           | 732.7                      | 5                                     | Diseases of heart . . . (I00–I09,I11,I13,I20–I51)  | 12                  | 1.7                           | *                          |
| 6  | Influenza and pneumonia . . . . . (J09–J18)  | 20,117              | 3.0                           | 430.0                      | 6                                     | In situ neoplasms, benign neoplasms and<br>neoplasms of uncertain or unknown<br>behavior . . . . . (D00–D48) | 10                  | 1.4                           | *                          |
| 7  | Accidents (unintentional<br>injuries) . . . . . (V01–X59,Y85–Y86)  | 16,492              | 2.5                           | 352.5                      | 7                                     | Septicemia . . . . . (A40–A41)   | 9                   | 1.2                           | *                          |
| 8  | Nephritis, nephrotic syndrome and<br>nephrosis . . . . . (N00–N07,N17–N19,N25–N27)                           | 15,272              | 2.3                           | 326.4                      | 7                                     | Certain conditions originating in the perinatal<br>period . . . . . (P00–P96)                                | 9                   | 1.2                           | *                          |
| 9  | Diabetes mellitus . . . . . (E10–E14)  | 12,160              | 1.8                           | 259.9                      | 9                                     | Cerebrovascular diseases . . . . . (I60–I69)   | 8                   | 1.1                           | *                          |
| 10   | Essential hypertension and hypertensive renal<br>disease . . . . . (I10,I12,I15)                             | 9,315               | 1.4                           | 199.1                      | 10                                    | Chronic lower respiratory<br>diseases . . . . . (J40–J47)  | 6                   | 0.8                           | *                          |
| ...  | All other causes . . . . . (residual)  | 176,497             | 26.4                          | 3,772.6                    | ...                                   | All other causes . . . . . (residual)  | 173                 | 24.0                          | 3.0                        |
| Non-Hispanic white, male, all ages <sup>3</sup>      |  |                     |                               |                            | Non-Hispanic white, male, 10–14 years |  |                     |                               |                            |
| ...  | All causes   | 971,604             | 100.0                         | 987.5                      | ...                                   | All causes   | 969                 | 100.0                         | 16.0                       |
| 1  | Diseases of heart . . . (I00–I09,I11,I13,I20–I51)  | 247,765             | 25.5                          | 251.8                      | 1                                     | Accidents (unintentional<br>injuries) . . . . . (V01–X59,Y85–Y86)  | 346                 | 35.7                          | 5.7                        |
| 2  | Malignant neoplasms . . . . . (C00–C97)  | 241,816             | 24.9                          | 245.8                      | 2                                     | Malignant neoplasms . . . . . (C00–C97)  | 140                 | 14.4                          | 2.3                        |
| 3  | Accidents (unintentional<br>injuries) . . . . . (V01–X59,Y85–Y86)  | 57,747              | 5.9                           | 58.7                       | 3                                     | Intentional self-harm<br>(suicide) . . . . . (*U03,X60–X84,Y87.0)  | 123                 | 12.7                          | 2.0                        |
| 4  | Chronic lower respiratory<br>diseases . . . . . (J40–J47)  | 57,390              | 5.9                           | 58.3                       | 4                                     | Congenital malformations, deformations and<br>chromosomal abnormalities . . . . . (Q00–Q99)                  | 36                  | 3.7                           | 0.6                        |
| 5  | Cerebrovascular diseases . . . . . (I60–I69)   | 40,040              | 4.1                           | 40.7                       | 5                                     | Diseases of heart . . . (I00–I09,I11,I13,I20–I51)  | 29                  | 3.0                           | 0.5                        |
| 6  | Intentional self-harm<br>(suicide) . . . . . (*U03,X60–X84,Y87.0)  | 25,238              | 2.6                           | 25.7                       | 6                                     | Assault<br>(homicide) . . . . . (*U01–*U02,X85–Y09,Y87.1)  | 28                  | 2.9                           | 0.5                        |
| 7  | Diabetes mellitus . . . . . (E10–E14)  | 25,134              | 2.6                           | 25.5                       | 7                                     | Cerebrovascular diseases . . . . . (I60–I69)   | 15                  | 1.5                           | *                          |
| 8  | Alzheimer's disease . . . . . (G30)  | 22,278              | 2.3                           | 22.6                       | 8                                     | Diabetes mellitus . . . . . (E10–E14)  | 11                  | 1.1                           | *                          |
| 9  | Influenza and pneumonia . . . . . (J09–J18)  | 18,657              | 1.9                           | 19.0                       | 9                                     | Influenza and pneumonia . . . . . (J09–J18)  | 10                  | 1.0                           | *                          |
| 10   | Nephritis, nephrotic syndrome and<br>nephrosis . . . . . (N00–N07,N17–N19,N25–N27)                           | 18,503              | 1.9                           | 18.8                       | 10                                    | Septicemia . . . . . (A40–A41)   | 9                   | 0.9                           | *                          |
| ...  | All other causes . . . . . (residual)  | 217,036             | 22.3                          | 220.6                      | 10                                    | In situ neoplasms, benign neoplasms and<br>neoplasms of uncertain or unknown<br>behavior . . . . . (D00–D48) | 9                   | 0.9                           | *                          |
| Non-Hispanic white, male, 1–4 years                  |  |                     |                               |                            | ...                                   | All other causes . . . . . (residual)  | 213                 | 22.0                          | 3.5                        |
| ...  | All causes   | 1,219               | 100.0                         | 27.5                       | 1                                     | Accidents (unintentional<br>injuries) . . . . . (V01–X59,Y85–Y86)  | 456                 | 37.4                          | 10.3                       |
| 1  | Accidents (unintentional<br>injuries) . . . . . (V01–X59,Y85–Y86)  | 456                 | 37.4                          | 10.3                       | 2                                     | Malignant neoplasms . . . . . (C00–C97)  | 109                 | 8.9                           | 2.5                        |
| 2  | Malignant neoplasms . . . . . (C00–C97)  | 109                 | 8.9                           | 2.5                        | 3                                     | Congenital malformations, deformations and<br>chromosomal abnormalities . . . . . (Q00–Q99)                  | 101                 | 8.3                           | 2.3                        |
| 3  | Congenital malformations, deformations and<br>chromosomal abnormalities . . . . . (Q00–Q99)                  | 101                 | 8.3                           | 2.3                        | 4                                     | Assault<br>(homicide) . . . . . (*U01–*U02,X85–Y09,Y87.1)  | 90                  | 7.4                           | 2.0                        |
| 4  | Assault<br>(homicide) . . . . . (*U01–*U02,X85–Y09,Y87.1)  | 90                  | 7.4                           | 2.0                        | 5                                     | Diseases of heart . . . (I00–I09,I11,I13,I20–I51)  | 37                  | 3.0                           | 0.8                        |
| 5  | Diseases of heart . . . (I00–I09,I11,I13,I20–I51)  | 37                  | 3.0                           | 0.8                        | 6                                     | Influenza and pneumonia . . . . . (J09–J18)  | 20                  | 1.6                           | 0.5                        |
| 6  | Influenza and pneumonia . . . . . (J09–J18)  | 20                  | 1.6                           | 0.5                        | 7                                     | In situ neoplasms, benign neoplasms and<br>neoplasms of uncertain or unknown<br>behavior . . . . . (D00–D48) | 17                  | 1.4                           | *                          |
| 7  | In situ neoplasms, benign neoplasms and<br>neoplasms of uncertain or unknown<br>behavior . . . . . (D00–D48) | 17                  | 1.4                           | *                          | 7                                     | Cerebrovascular diseases . . . . . (I60–I69)   | 17                  | 1.4                           | *                          |
| 7  | Cerebrovascular diseases . . . . . (I60–I69)   | 17                  | 1.4                           | *                          | 7                                     | Certain conditions originating in the perinatal<br>period . . . . . (P00–P96)                                | 17                  | 1.4                           | *                          |
| 7  | Certain conditions originating in the perinatal<br>period . . . . . (P00–P96)                                | 17                  | 1.4                           | *                          | 10                                    | Septicemia . . . . . (A40–A41)   | 13                  | 1.1                           | *                          |
| 10   | Septicemia . . . . . (A40–A41)   | 13                  | 1.1                           | *                          | ...                                   | All other causes . . . . . (residual)  | 342                 | 28.1                          | 7.7                        |
| ...  | All other causes . . . . . (residual)  | 342                 | 28.1                          | 7.7                        |                                       |  |                     |                               |                            |

See footnotes at end of table.

**Table 2. Deaths, percentage of total deaths, and death rates for the 10 leading causes of death in selected age groups, by Hispanic origin, race for non-Hispanic population, and sex: United States, 2010—Con.**

[Rates per 100,000 population in specified group. Persons of Hispanic origin may be of any race. Data for Hispanic persons are not tabulated by race; data for non-Hispanic persons are tabulated by race. Data for Hispanic origin should be interpreted with caution because of misreporting of Hispanic origin on the death certificate; see Technical Notes. An asterisk (\*) preceding a cause-of-death code indicates that the code is not included in the *International Classification of Diseases, Tenth Revision (ICD-10)*, Second Edition; see Technical Notes]

| Rank <sup>1</sup>                     | Cause of death<br>(based on ICD-10, 2004),<br>Hispanic origin, race, sex, and age                            | Number <sup>2</sup> | Percent<br>of total<br>deaths | Death<br>rate <sup>2</sup> | Rank <sup>1</sup>                     | Cause of death<br>(based on ICD-10, 2004),<br>Hispanic origin, race, sex, and age  | Number <sup>2</sup> | Percent<br>of total<br>deaths | Death<br>rate <sup>2</sup> |
|---------------------------------------|--|---------------------|-------------------------------|----------------------------|---------------------------------------|--|---------------------|-------------------------------|----------------------------|
| Non-Hispanic white, male, 15-19 years |  |                     |                               |                            | Non-Hispanic white, male, 35-44 years |  |                     |                               |                            |
| ...                                   | All causes . . . . .   | 4,152               | 100.0                         | 63.9                       | ...                                   | All causes . . . . .   | 28,070              | 100.0                         | 219.1                      |
| 1                                     | Accidents (unintentional<br>injuries) . . . . . (V01-X59,Y85-Y86)  | 2,117               | 51.0                          | 32.6                       | 1                                     | Accidents (unintentional<br>injuries) . . . . . (V01-X59,Y85-Y86)                  | 7,397               | 26.4                          | 57.7                       |
| 2                                     | Intentional self-harm<br>(suicide) . . . . . (*U03,X60-X84,Y87.0)  | 921                 | 22.2                          | 14.2                       | 2                                     | Diseases of heart . . . . . (I00-I09,I11,I13,I20-I51)                              | 4,687               | 16.7                          | 36.6                       |
| 3                                     | Malignant neoplasms . . . . . (C00-C97)  | 195                 | 4.7                           | 3.0                        | 3                                     | Intentional self-harm<br>(suicide) . . . . . (*U03,X60-X84,Y87.0)                  | 4,100               | 14.6                          | 32.0                       |
| 4                                     | Assault<br>(homicide) . . . . . (*U01-*U02,X85-Y09,Y87.1)  | 153                 | 3.7                           | 2.4                        | 4                                     | Malignant neoplasms . . . . . (C00-C97)  | 3,462               | 12.3                          | 27.0                       |
| 5                                     | Diseases of heart . . . . . (I00-I09,I11,I13,I20-I51)  | 122                 | 2.9                           | 1.9                        | 5                                     | Chronic liver disease and<br>cirrhosis . . . . . (K70,K73-K74)                     | 1,012               | 3.6                           | 7.9                        |
| 6                                     | Congenital malformations, deformations and<br>chromosomal abnormalities . . . . . (Q00-Q99)                  | 70                  | 1.7                           | 1.1                        | 6                                     | Diabetes mellitus . . . . . (E10-E14)  | 573                 | 2.0                           | 4.5                        |
| 7                                     | Cerebrovascular diseases . . . . . (I60-I69)   | 30                  | 0.7                           | 0.5                        | 7                                     | Assault<br>(homicide) . . . . . (*U01-*U02,X85-Y09,Y87.1)                          | 570                 | 2.0                           | 4.4                        |
| 8                                     | Chronic lower respiratory<br>diseases . . . . . (J40-J47)  | 16                  | 0.4                           | *                          | 8                                     | Cerebrovascular diseases . . . . . (I60-I69)                                       | 474                 | 1.7                           | 3.7                        |
| 9                                     | Diabetes mellitus . . . . . (E10-E14)  | 15                  | 0.4                           | *                          | 9                                     | Human immunodeficiency virus (HIV)<br>disease . . . . . (B20-B24)                  | 393                 | 1.4                           | 3.1                        |
| 10                                    | In situ neoplasms, benign neoplasms and<br>neoplasms of uncertain or unknown<br>behavior . . . . . (D00-D48) | 14                  | 0.3                           | *                          | 10                                    | Influenza and pneumonia . . . . . (J09-J18)  | 259                 | 0.9                           | 2.0                        |
| 10                                    | Influenza and pneumonia . . . . . (J09-J18)  | 14                  | 0.3                           | *                          | ...                                   | All other causes . . . . . (residual)  | 5,143               | 18.3                          | 40.1                       |
| ...                                   | All other causes . . . . . (residual)  | 485                 | 11.7                          | 7.5                        | Non-Hispanic white, male, 45-54 years |  |                     |                               |                            |
| Non-Hispanic white, male, 20-24 years |  |                     |                               |                            | ...                                   | All causes . . . . .   | 79,295              | 100.0                         | 508.1                      |
| ...                                   | All causes . . . . .   | 7,927               | 100.0                         | 123.2                      | 1                                     | Diseases of heart . . . . . (I00-I09,I11,I13,I20-I51)                              | 18,293              | 23.1                          | 117.2                      |
| 1                                     | Accidents (unintentional<br>injuries) . . . . . (V01-X59,Y85-Y86)  | 4,055               | 51.2                          | 63.0                       | 2                                     | Malignant neoplasms . . . . . (C00-C97)  | 18,285              | 23.1                          | 117.2                      |
| 2                                     | Intentional self-harm<br>(suicide) . . . . . (*U03,X60-X84,Y87.0)  | 1,717               | 21.7                          | 26.7                       | 3                                     | Accidents (unintentional<br>injuries) . . . . . (V01-X59,Y85-Y86)                  | 10,096              | 12.7                          | 64.7                       |
| 3                                     | Assault<br>(homicide) . . . . . (*U01-*U02,X85-Y09,Y87.1)  | 375                 | 4.7                           | 5.8                        | 4                                     | Intentional self-harm<br>(suicide) . . . . . (*U03,X60-X84,Y87.0)                  | 5,924               | 7.5                           | 38.0                       |
| 4                                     | Malignant neoplasms . . . . . (C00-C97)  | 370                 | 4.7                           | 5.7                        | 5                                     | Chronic liver disease and<br>cirrhosis . . . . . (K70,K73-K74)                     | 4,212               | 5.3                           | 27.0                       |
| 5                                     | Diseases of heart . . . . . (I00-I09,I11,I13,I20-I51)  | 260                 | 3.3                           | 4.0                        | 6                                     | Diabetes mellitus . . . . . (E10-E14)  | 2,206               | 2.8                           | 14.1                       |
| 6                                     | Congenital malformations, deformations and<br>chromosomal abnormalities . . . . . (Q00-Q99)                  | 80                  | 1.0                           | 1.2                        | 7                                     | Cerebrovascular diseases . . . . . (I60-I69)                                       | 1,811               | 2.3                           | 11.6                       |
| 7                                     | Influenza and pneumonia . . . . . (J09-J18)  | 45                  | 0.6                           | 0.7                        | 8                                     | Chronic lower respiratory<br>diseases . . . . . (J40-J47)                          | 1,648               | 2.1                           | 10.6                       |
| 8                                     | Diabetes mellitus . . . . . (E10-E14)  | 39                  | 0.5                           | 0.6                        | 9                                     | Viral hepatitis . . . . . (B15-B19)  | 1,108               | 1.4                           | 7.1                        |
| 9                                     | Cerebrovascular diseases . . . . . (I60-I69)   | 31                  | 0.4                           | 0.5                        | 10                                    | Human immunodeficiency virus (HIV)<br>disease . . . . . (B20-B24)                  | 877                 | 1.1                           | 5.6                        |
| 10                                    | Septicemia . . . . . (A40-A41)   | 27                  | 0.3                           | 0.4                        | ...                                   | All other causes . . . . . (residual)  | 14,835              | 18.7                          | 95.1                       |
| ...                                   | All other causes . . . . . (residual)  | 928                 | 11.7                          | 14.4                       | Non-Hispanic white, male, 55-64 years |  |                     |                               |                            |
| Non-Hispanic white, male, 25-34 years |  |                     |                               |                            | ...                                   | All causes . . . . .   | 140,552             | 100.0                         | 1,046.2                    |
| ...                                   | All causes . . . . .   | 17,483              | 100.0                         | 143.6                      | 1                                     | Malignant neoplasms . . . . . (C00-C97)  | 46,240              | 32.9                          | 344.2                      |
| 1                                     | Accidents (unintentional<br>injuries) . . . . . (V01-X59,Y85-Y86)  | 7,638               | 43.7                          | 62.8                       | 2                                     | Diseases of heart . . . . . (I00-I09,I11,I13,I20-I51)                              | 35,191              | 25.0                          | 261.9                      |
| 2                                     | Intentional self-harm<br>(suicide) . . . . . (*U03,X60-X84,Y87.0)  | 3,480               | 19.9                          | 28.6                       | 3                                     | Accidents (unintentional<br>injuries) . . . . . (V01-X59,Y85-Y86)                  | 7,360               | 5.2                           | 54.8                       |
| 3                                     | Diseases of heart . . . . . (I00-I09,I11,I13,I20-I51)  | 1,250               | 7.1                           | 10.3                       | 4                                     | Chronic lower respiratory<br>diseases . . . . . (J40-J47)                          | 6,252               | 4.4                           | 46.5                       |
| 4                                     | Malignant neoplasms . . . . . (C00-C97)  | 1,106               | 6.3                           | 9.1                        | 5                                     | Chronic liver disease and<br>cirrhosis . . . . . (K70,K73-K74)                     | 5,112               | 3.6                           | 38.1                       |
| 5                                     | Assault<br>(homicide) . . . . . (*U01-*U02,X85-Y09,Y87.1)  | 605                 | 3.5                           | 5.0                        | 6                                     | Diabetes mellitus . . . . . (E10-E14)  | 4,694               | 3.3                           | 34.9                       |
| 6                                     | Diabetes mellitus . . . . . (E10-E14)  | 186                 | 1.1                           | 1.5                        | 7                                     | Intentional self-harm<br>(suicide) . . . . . (*U03,X60-X84,Y87.0)                  | 4,355               | 3.1                           | 32.4                       |
| 7                                     | Chronic liver disease and<br>cirrhosis . . . . . (K70,K73-K74)   | 172                 | 1.0                           | 1.4                        | 8                                     | Cerebrovascular diseases . . . . . (I60-I69)                                       | 3,814               | 2.7                           | 28.4                       |
| 8                                     | Congenital malformations, deformations and<br>chromosomal abnormalities . . . . . (Q00-Q99)                  | 146                 | 0.8                           | 1.2                        | 9                                     | Nephritis, nephrotic syndrome and<br>nephrosis . . . . . (N00-N07,N17-N19,N25-N27) | 1,659               | 1.2                           | 12.3                       |
| 9                                     | Influenza and pneumonia . . . . . (J09-J18)  | 124                 | 0.7                           | 1.0                        | 10                                    | Septicemia . . . . . (A40-A41)   | 1,625               | 1.2                           | 12.1                       |
| 10                                    | Cerebrovascular diseases . . . . . (I60-I69)   | 116                 | 0.7                           | 1.0                        | ...                                   | All other causes . . . . . (residual)  | 24,250              | 17.3                          | 180.5                      |
| ...                                   | All other causes . . . . . (residual)  | 2,660               | 15.2                          | 21.9                       |                                       |  |                     |                               |                            |

See footnotes at end of table.

**Table 2. Deaths, percentage of total deaths, and death rates for the 10 leading causes of death in selected age groups, by Hispanic origin, race for non-Hispanic population, and sex: United States, 2010—Con.**

[Rates per 100,000 population in specified group. Persons of Hispanic origin may be of any race. Data for Hispanic persons are not tabulated by race; data for non-Hispanic persons are tabulated by race. Data for Hispanic origin should be interpreted with caution because of misreporting of Hispanic origin on the death certificate; see Technical Notes. An asterisk (\*) preceding a cause-of-death code indicates that the code is not included in the *International Classification of Diseases, Tenth Revision (ICD-10)*, Second Edition; see Technical Notes]

| Rank <sup>1</sup>                           | Cause of death<br>(based on ICD-10, 2004),<br>Hispanic origin, race, sex, and age | Number <sup>2</sup> | Percent<br>of total<br>deaths | Death<br>rate <sup>2</sup> | Rank <sup>1</sup>                                 | Cause of death<br>(based on ICD-10, 2004),<br>Hispanic origin, race, sex, and age                            | Number <sup>2</sup> | Percent<br>of total<br>deaths | Death<br>rate <sup>2</sup> |
|---|---|---------------------|-------------------------------|----------------------------|---|--|---------------------|-------------------------------|----------------------------|
| Non-Hispanic white, male, 65 years and over |   |                     |                               |                            | Non-Hispanic white, male, 85 years and over       |  |                     |                               |                            |
| ...   | All causes . . . . .  | 685,031             | 100.0                         | 4,855.2                    | ...   | All causes . . . . .   | 241,741             | 100.0                         | 15,816.6                   |
| 1   | Diseases of heart . . . (I00-I09,I11,I13,I20-I51)                                 | 187,785             | 27.4                          | 1,330.9                    | 1   | Diseases of heart . . . (I00-I09,I11,I13,I20-I51)  | 76,521              | 31.7                          | 5,006.6                    |
| 2   | Malignant neoplasms . . . . . (C00-C97)   | 171,751             | 25.1                          | 1,217.3                    | 2   | Malignant neoplasms . . . . . (C00-C97)  | 37,916              | 15.7                          | 2,480.8                    |
| 3   | Chronic lower respiratory<br>diseases . . . . . (J40-J47)                         | 49,139              | 7.2                           | 348.3                      | 3   | Chronic lower respiratory<br>diseases . . . . . (J40-J47)  | 13,991              | 5.8                           | 915.4                      |
| 4   | Cerebrovascular diseases . . . . . (I60-I69)                                      | 33,697              | 4.9                           | 238.8                      | 4   | Cerebrovascular diseases . . . . . (I60-I69)   | 13,958              | 5.8                           | 913.2                      |
| 5   | Alzheimer's disease . . . . . (G30)   | 21,963              | 3.2                           | 155.7                      | 5   | Alzheimer's disease . . . . . (G30)  | 12,503              | 5.2                           | 818.0                      |
| 6   | Accidents (unintentional<br>injuries) . . . . . (V01-X59,Y85-Y86)                 | 17,660              | 2.6                           | 125.2                      | 6   | Influenza and pneumonia . . . . . (J09-J18)  | 7,891               | 3.3                           | 516.3                      |
| 7   | Diabetes mellitus . . . . . (E10-E14)   | 17,409              | 2.5                           | 123.4                      | 7   | Nephritis, nephrotic syndrome and<br>nephrosis . . . (N00-N07,N17-N19,N25-N27)                               | 6,663               | 2.8                           | 435.9                      |
| 8   | Nephritis, nephrotic syndrome and<br>nephrosis . . . (N00-N07,N17-N19,N25-N27)    | 15,906              | 2.3                           | 112.7                      | 8   | Accidents (unintentional<br>injuries) . . . . . (V01-X59,Y85-Y86)  | 6,529               | 2.7                           | 427.2                      |
| 9   | Influenza and pneumonia . . . . . (J09-J18)                                       | 15,899              | 2.3                           | 112.7                      | 9   | Diabetes mellitus . . . . . (E10-E14)  | 4,757               | 2.0                           | 311.2                      |
| 10  | Parkinson's disease . . . . . (G20-G21)   | 11,305              | 1.7                           | 80.1                       | 10  | Parkinson's disease . . . . . (G20-G21)  | 4,269               | 1.8                           | 279.3                      |
| ...   | All other causes . . . . . (residual)   | 142,517             | 20.8                          | 1,010.1                    | ...   | All other causes . . . . . (residual)  | 56,743              | 23.5                          | 3,712.6                    |
| Non-Hispanic white, male, 65-74 years       |   |                     |                               |                            | Non-Hispanic white, female, all ages <sup>3</sup> |  |                     |                               |                            |
| ...   | All causes . . . . .  | 181,567             | 100.0                         | 2,256.9                    | ...   | All causes . . . . .   | 998,312             | 100.0                         | 981.2                      |
| 1   | Malignant neoplasms . . . . . (C00-C97)   | 64,238              | 35.4                          | 798.5                      | 1   | Diseases of heart . . . (I00-I09,I11,I13,I20-I51)  | 236,208             | 23.7                          | 232.2                      |
| 2   | Diseases of heart . . . (I00-I09,I11,I13,I20-I51)                                 | 43,618              | 24.0                          | 542.2                      | 2   | Malignant neoplasms . . . . . (C00-C97)  | 218,751             | 21.9                          | 215.0                      |
| 3   | Chronic lower respiratory<br>diseases . . . . . (J40-J47)                         | 14,286              | 7.9                           | 177.6                      | 3   | Chronic lower respiratory<br>diseases . . . . . (J40-J47)  | 65,497              | 6.6                           | 64.4                       |
| 4   | Cerebrovascular diseases . . . . . (I60-I69)                                      | 6,648               | 3.7                           | 82.6                       | 4   | Cerebrovascular diseases . . . . . (I60-I69)   | 61,809              | 6.2                           | 60.8                       |
| 5   | Diabetes mellitus . . . . . (E10-E14)   | 5,689               | 3.1                           | 70.7                       | 5   | Alzheimer's disease . . . . . (G30)  | 51,224              | 5.1                           | 50.3                       |
| 6   | Accidents (unintentional<br>injuries) . . . . . (V01-X59,Y85-Y86)                 | 4,768               | 2.6                           | 59.3                       | 6   | Accidents (unintentional<br>injuries) . . . . . (V01-X59,Y85-Y86)  | 36,673              | 3.7                           | 36.0                       |
| 7   | Nephritis, nephrotic syndrome and<br>nephrosis . . . (N00-N07,N17-N19,N25-N27)    | 3,108               | 1.7                           | 38.6                       | 7   | Diabetes mellitus . . . . . (E10-E14)  | 22,612              | 2.3                           | 22.2                       |
| 8   | Chronic liver disease and<br>cirrhosis . . . . . (K70,K73-K74)                    | 2,751               | 1.5                           | 34.2                       | 8   | Influenza and pneumonia . . . . . (J09-J18)  | 21,587              | 2.2                           | 21.2                       |
| 9   | Influenza and pneumonia . . . . . (J09-J18)                                       | 2,502               | 1.4                           | 31.1                       | 9   | Nephritis, nephrotic syndrome and<br>nephrosis . . . (N00-N07,N17-N19,N25-N27)                               | 18,460              | 1.8                           | 18.1                       |
| 10  | Septicemia . . . . . (A40-A41)  | 2,435               | 1.3                           | 30.3                       | 10  | Septicemia . . . . . (A40-A41)   | 13,988              | 1.4                           | 13.7                       |
| ...   | All other causes . . . . . (residual)   | 31,524              | 17.4                          | 391.8                      | ...   | All other causes . . . . . (residual)  | 251,503             | 25.2                          | 247.2                      |
| Non-Hispanic white, male, 75-84 years       |   |                     |                               |                            | Non-Hispanic white, female, 1-4 years             |  |                     |                               |                            |
| ...   | All causes . . . . .  | 261,723             | 100.0                         | 5,770.3                    | ...   | All causes . . . . .   | 920                 | 100.0                         | 21.8                       |
| 1   | Malignant neoplasms . . . . . (C00-C97)   | 69,597              | 26.6                          | 1,534.4                    | 1   | Accidents (unintentional<br>injuries) . . . . . (V01-X59,Y85-Y86)  | 288                 | 31.3                          | 6.8                        |
| 2   | Diseases of heart . . . (I00-I09,I11,I13,I20-I51)                                 | 67,646              | 25.8                          | 1,491.4                    | 2   | Congenital malformations, deformations and<br>chromosomal abnormalities . . . . . (Q00-Q99)                  | 128                 | 13.9                          | 3.0                        |
| 3   | Chronic lower respiratory<br>diseases . . . . . (J40-J47)                         | 20,862              | 8.0                           | 460.0                      | 3   | Malignant neoplasms . . . . . (C00-C97)  | 87                  | 9.5                           | 2.1                        |
| 4   | Cerebrovascular diseases . . . . . (I60-I69)                                      | 13,091              | 5.0                           | 288.6                      | 4   | Assault<br>(homicide) . . . . . (*U01-*U02,X85-Y09,Y87.1)  | 69                  | 7.5                           | 1.6                        |
| 5   | Alzheimer's disease . . . . . (G30)   | 7,887               | 3.0                           | 173.9                      | 5   | Diseases of heart . . . (I00-I09,I11,I13,I20-I51)  | 23                  | 2.5                           | 0.5                        |
| 6   | Diabetes mellitus . . . . . (E10-E14)   | 6,963               | 2.7                           | 153.5                      | 6   | In situ neoplasms, benign neoplasms and<br>neoplasms of uncertain or unknown<br>behavior . . . . . (D00-D48) | 20                  | 2.2                           | 0.5                        |
| 7   | Accidents (unintentional<br>injuries) . . . . . (V01-X59,Y85-Y86)                 | 6,363               | 2.4                           | 140.3                      | 7   | Septicemia . . . . . (A40-A41)   | 18                  | 2.0                           | *                          |
| 8   | Nephritis, nephrotic syndrome and<br>nephrosis . . . (N00-N07,N17-N19,N25-N27)    | 6,135               | 2.3                           | 135.3                      | 7   | Influenza and pneumonia . . . . . (J09-J18)  | 18                  | 2.0                           | *                          |
| 9   | Parkinson's disease . . . . . (G20-G21)   | 5,556               | 2.1                           | 122.5                      | 9   | Certain conditions originating in the perinatal<br>period . . . . . (P00-P96)                                | 10                  | 1.1                           | *                          |
| 10  | Influenza and pneumonia . . . . . (J09-J18)                                       | 5,506               | 2.1                           | 121.4                      | 10  | Chronic lower respiratory<br>diseases . . . . . (J40-J47)  | 7                   | 0.8                           | *                          |
| ...   | All other causes . . . . . (residual)   | 52,117              | 19.9                          | 1,149.0                    | ...   | All other causes . . . . . (residual)  | 252                 | 27.4                          | 6.0                        |

See footnotes at end of table.

**Table 2. Deaths, percentage of total deaths, and death rates for the 10 leading causes of death in selected age groups, by Hispanic origin, race for non-Hispanic population, and sex: United States, 2010—Con.**

[Rates per 100,000 population in specified group. Persons of Hispanic origin may be of any race. Data for Hispanic persons are not tabulated by race; data for non-Hispanic persons are tabulated by race. Data for Hispanic origin should be interpreted with caution because of misreporting of Hispanic origin on the death certificate; see Technical Notes. An asterisk (\*) preceding a cause-of-death code indicates that the code is not included in the *International Classification of Diseases, Tenth Revision (ICD-10)*, Second Edition; see Technical Notes]

| Rank <sup>1</sup>                       | Cause of death<br>(based on ICD-10, 2004),<br>Hispanic origin, race, sex, and age                      | Number <sup>2</sup> | Percent<br>of total<br>deaths | Death<br>rate <sup>2</sup> | Rank <sup>1</sup>                       | Cause of death<br>(based on ICD-10, 2004),<br>Hispanic origin, race, sex, and age        | Number <sup>2</sup> | Percent<br>of total<br>deaths | Death<br>rate <sup>2</sup> |
|---|--|---------------------|-------------------------------|----------------------------|---|--|---------------------|-------------------------------|----------------------------|
| Non-Hispanic white, female, 5-9 years   |  |                     |                               |                            | Non-Hispanic white, female, 20-24 years |  |                     |                               |                            |
| ...                                     | All causes . . . . .   | 561                 | 100.0                         | 10.2                       | ...                                     | All causes . . . . .   | 2,907               | 100.0                         | 46.5                       |
| 1                                       | Accidents (unintentional injuries) . . . . . (V01-X59,Y85-Y86)   | 165                 | 29.4                          | 3.0                        | 1                                       | Accidents (unintentional injuries) . . . . . (V01-X59,Y85-Y86)                           | 1,389               | 47.8                          | 22.2                       |
| 2                                       | Malignant neoplasms . . . . . (C00-C97)  | 106                 | 18.9                          | 1.9                        | 2                                       | Intentional self-harm (suicide) . . . . . (*U03,X60-X84,Y87.0)                           | 335                 | 11.5                          | 5.4                        |
| 3                                       | Congenital malformations, deformations and chromosomal abnormalities . . . . . (Q00-Q99)               | 51                  | 9.1                           | 0.9                        | 3                                       | Malignant neoplasms . . . . . (C00-C97)  | 198                 | 6.8                           | 3.2                        |
| 4                                       | Assault (homicide) . . . . . (*U01-U02,X85-Y09,Y87.1)  | 23                  | 4.1                           | 0.4                        | 4                                       | Assault (homicide) . . . . . (*U01-U02,X85-Y09,Y87.1)                                    | 144                 | 5.0                           | 2.3                        |
| 5                                       | Diseases of heart . . . . . (I00-I09,I11,I13,I20-I51)  | 18                  | 3.2                           | *                          | 5                                       | Diseases of heart . . . . . (I00-I09,I11,I13,I20-I51)                                    | 84                  | 2.9                           | 1.3                        |
| 6                                       | Influenza and pneumonia . . . . . (J09-J18)  | 17                  | 3.0                           | *                          | 6                                       | Congenital malformations, deformations and chromosomal abnormalities . . . . . (Q00-Q99) | 49                  | 1.7                           | 0.8                        |
| 7                                       | In situ neoplasms, benign neoplasms and neoplasms of uncertain or unknown behavior . . . . . (D00-D48) | 12                  | 2.1                           | *                          | 7                                       | Pregnancy, childbirth and the puerperium . . . . . (O00-O99)                             | 48                  | 1.7                           | 0.8                        |
| 8                                       | Chronic lower respiratory diseases . . . . . (J40-J47)   | 11                  | 2.0                           | *                          | 8                                       | Influenza and pneumonia . . . . . (J09-J18)  | 40                  | 1.4                           | 0.6                        |
| 9                                       | Cerebrovascular diseases . . . . . (I60-I69)   | 8                   | 1.4                           | *                          | 9                                       | Diabetes mellitus . . . . . (E10-E14)  | 27                  | 0.9                           | 0.4                        |
| 10                                      | Septicemia . . . . . (A40-A41)   | 7                   | 1.2                           | *                          | 10                                      | Septicemia . . . . . (A40-A41)   | 25                  | 0.9                           | 0.4                        |
| ...                                     | All other causes . . . . . (residual)  | 143                 | 25.5                          | 2.6                        | ...                                     | All other causes . . . . . (residual)  | 568                 | 19.5                          | 9.1                        |
| Non-Hispanic white, female, 10-14 years |  |                     |                               |                            | Non-Hispanic white, female, 25-34 years |  |                     |                               |                            |
| ...                                     | All causes . . . . .   | 658                 | 100.0                         | 11.5                       | ...                                     | All causes . . . . .   | 8,003               | 100.0                         | 66.8                       |
| 1                                       | Accidents (unintentional injuries) . . . . . (V01-X59,Y85-Y86)   | 196                 | 29.8                          | 3.4                        | 1                                       | Accidents (unintentional injuries) . . . . . (V01-X59,Y85-Y86)                           | 2,787               | 34.8                          | 23.3                       |
| 2                                       | Malignant neoplasms . . . . . (C00-C97)  | 117                 | 17.8                          | 2.0                        | 2                                       | Malignant neoplasms . . . . . (C00-C97)  | 1,048               | 13.1                          | 8.8                        |
| 3                                       | Congenital malformations, deformations and chromosomal abnormalities . . . . . (Q00-Q99)               | 39                  | 5.9                           | 0.7                        | 3                                       | Intentional self-harm (suicide) . . . . . (*U03,X60-X84,Y87.0)                           | 855                 | 10.7                          | 7.1                        |
| 4                                       | Intentional self-harm (suicide) . . . . . (*U03,X60-X84,Y87.0)   | 38                  | 5.8                           | 0.7                        | 4                                       | Diseases of heart . . . . . (I00-I09,I11,I13,I20-I51)                                    | 554                 | 6.9                           | 4.6                        |
| 5                                       | Diseases of heart . . . . . (I00-I09,I11,I13,I20-I51)  | 31                  | 4.7                           | 0.5                        | 5                                       | Assault (homicide) . . . . . (*U01-U02,X85-Y09,Y87.1)                                    | 283                 | 3.5                           | 2.4                        |
| 6                                       | In situ neoplasms, benign neoplasms and neoplasms of uncertain or unknown behavior . . . . . (D00-D48) | 16                  | 2.4                           | *                          | 6                                       | Pregnancy, childbirth and the puerperium . . . . . (O00-O99)                             | 149                 | 1.9                           | 1.2                        |
| 6                                       | Assault (homicide) . . . . . (*U01-U02,X85-Y09,Y87.1)  | 16                  | 2.4                           | *                          | 7                                       | Cerebrovascular diseases . . . . . (I60-I69)   | 144                 | 1.8                           | 1.2                        |
| 8                                       | Influenza and pneumonia . . . . . (J09-J18)  | 10                  | 1.5                           | *                          | 8                                       | Diabetes mellitus . . . . . (E10-E14)  | 139                 | 1.7                           | 1.2                        |
| 9                                       | Chronic lower respiratory diseases . . . . . (J40-J47)   | 9                   | 1.4                           | *                          | 9                                       | Chronic liver disease and cirrhosis . . . . . (K70,K73-K74)                              | 110                 | 1.4                           | 0.9                        |
| 10                                      | Cerebrovascular diseases . . . . . (I60-I69)   | 8                   | 1.2                           | *                          | 10                                      | Congenital malformations, deformations and chromosomal abnormalities . . . . . (Q00-Q99) | 108                 | 1.3                           | 0.9                        |
| ...                                     | All other causes . . . . . (residual)  | 178                 | 27.1                          | 3.1                        | ...                                     | All other causes . . . . . (residual)  | 1,826               | 22.8                          | 15.3                       |
| Non-Hispanic white, female, 15-19 years |  |                     |                               |                            | Non-Hispanic white, female, 35-44 years |  |                     |                               |                            |
| ...                                     | All causes . . . . .   | 1,861               | 100.0                         | 30.1                       | ...                                     | All causes . . . . .   | 16,929              | 100.0                         | 133.1                      |
| 1                                       | Accidents (unintentional injuries) . . . . . (V01-X59,Y85-Y86)   | 946                 | 50.8                          | 15.3                       | 1                                       | Malignant neoplasms . . . . . (C00-C97)  | 4,175               | 24.7                          | 32.8                       |
| 2                                       | Intentional self-harm (suicide) . . . . . (*U03,X60-X84,Y87.0)   | 217                 | 11.7                          | 3.5                        | 2                                       | Accidents (unintentional injuries) . . . . . (V01-X59,Y85-Y86)                           | 3,583               | 21.2                          | 28.2                       |
| 3                                       | Malignant neoplasms . . . . . (C00-C97)  | 138                 | 7.4                           | 2.2                        | 3                                       | Diseases of heart . . . . . (I00-I09,I11,I13,I20-I51)                                    | 1,879               | 11.1                          | 14.8                       |
| 4                                       | Assault (homicide) . . . . . (*U01-U02,X85-Y09,Y87.1)  | 76                  | 4.1                           | 1.2                        | 4                                       | Intentional self-harm (suicide) . . . . . (*U03,X60-X84,Y87.0)                           | 1,259               | 7.4                           | 9.9                        |
| 5                                       | Diseases of heart . . . . . (I00-I09,I11,I13,I20-I51)  | 54                  | 2.9                           | 0.9                        | 5                                       | Chronic liver disease and cirrhosis . . . . . (K70,K73-K74)                              | 562                 | 3.3                           | 4.4                        |
| 6                                       | Congenital malformations, deformations and chromosomal abnormalities . . . . . (Q00-Q99)               | 46                  | 2.5                           | 0.7                        | 6                                       | Cerebrovascular diseases . . . . . (I60-I69)   | 441                 | 2.6                           | 3.5                        |
| 7                                       | Pregnancy, childbirth and the puerperium . . . . . (O00-O99)   | 25                  | 1.3                           | 0.4                        | 7                                       | Diabetes mellitus . . . . . (E10-E14)  | 393                 | 2.3                           | 3.1                        |
| 8                                       | Cerebrovascular diseases . . . . . (I60-I69)   | 17                  | 0.9                           | *                          | 8                                       | Assault (homicide) . . . . . (*U01-U02,X85-Y09,Y87.1)                                    | 301                 | 1.8                           | 2.4                        |
| 9                                       | Diabetes mellitus . . . . . (E10-E14)  | 14                  | 0.8                           | *                          | 9                                       | Chronic lower respiratory diseases . . . . . (J40-J47)                                   | 253                 | 1.5                           | 2.0                        |
| 10                                      | Septicemia . . . . . (A40-A41)   | 13                  | 0.7                           | *                          | 10                                      | Influenza and pneumonia . . . . . (J09-J18)  | 233                 | 1.4                           | 1.8                        |
| ...                                     | All other causes . . . . . (residual)  | 315                 | 16.9                          | 5.1                        | ...                                     | All other causes . . . . . (residual)  | 3,850               | 22.7                          | 30.3                       |

See footnotes at end of table.

**Table 2. Deaths, percentage of total deaths, and death rates for the 10 leading causes of death in selected age groups, by Hispanic origin, race for non-Hispanic population, and sex: United States, 2010—Con.**

[Rates per 100,000 population in specified group. Persons of Hispanic origin may be of any race. Data for Hispanic persons are not tabulated by race; data for non-Hispanic persons are tabulated by race. Data for Hispanic origin should be interpreted with caution because of misreporting of Hispanic origin on the death certificate; see Technical Notes. An asterisk (\*) preceding a cause-of-death code indicates that the code is not included in the *International Classification of Diseases, Tenth Revision (ICD-10)*, Second Edition; see Technical Notes]

| Rank <sup>1</sup>                             | Cause of death<br>(based on ICD-10, 2004),<br>Hispanic origin, race, sex, and age  | Number <sup>2</sup> | Percent<br>of total<br>deaths | Death<br>rate <sup>2</sup> | Rank <sup>1</sup>                             | Cause of death<br>(based on ICD-10, 2004),<br>Hispanic origin, race, sex, and age  | Number <sup>2</sup> | Percent<br>of total<br>deaths | Death<br>rate <sup>2</sup> |
|---|--|---------------------|-------------------------------|----------------------------|---|--|---------------------|-------------------------------|----------------------------|
| Non-Hispanic white, female, 45–54 years       |  |                     |                               |                            | Non-Hispanic white, female, 65–74 years       |  |                     |                               |                            |
| ...   | All causes . . . . .   | 48,739              | 100.0                         | 307.7                      | ...   | All causes . . . . .   | 138,238             | 100.0                         | 1,535.9                    |
| 1   | Malignant neoplasms . . . . . (C00–C97)  | 17,504              | 35.9                          | 110.5                      | 1   | Malignant neoplasms . . . . . (C00–C97)  | 52,242              | 37.8                          | 580.4                      |
| 2   | Diseases of heart . . . . . (I00–I09,I11,I13,I20–I51)                              | 6,789               | 13.9                          | 42.9                       | 2   | Diseases of heart . . . . . (I00–I09,I11,I13,I20–I51)                              | 24,471              | 17.7                          | 271.9                      |
| 3   | Accidents (unintentional<br>injuries) . . . . . (V01–X59,Y85–Y86)                  | 5,163               | 10.6                          | 32.6                       | 3   | Chronic lower respiratory<br>diseases . . . . . (J40–J47)                          | 14,072              | 10.2                          | 156.4                      |
| 4   | Chronic liver disease and<br>cirrhosis . . . . . (K70,K73–K74)                     | 2,017               | 4.1                           | 12.7                       | 4   | Cerebrovascular diseases . . . . . (I60–I69)                                       | 6,025               | 4.4                           | 66.9                       |
| 5   | Chronic lower respiratory<br>diseases . . . . . (J40–J47)                          | 1,907               | 3.9                           | 12.0                       | 5   | Diabetes mellitus . . . . . (E10–E14)  | 4,102               | 3.0                           | 45.6                       |
| 6   | Intentional self-harm<br>(suicide) . . . . . (*U03,X60–X84,Y87.0)                  | 1,831               | 3.8                           | 11.6                       | 6   | Accidents (unintentional<br>injuries) . . . . . (V01–X59,Y85–Y86)                  | 2,813               | 2.0                           | 31.3                       |
| 7   | Cerebrovascular diseases . . . . . (I60–I69)                                       | 1,418               | 2.9                           | 9.0                        | 7   | Nephritis, nephrotic syndrome and<br>nephrosis . . . . . (N00–N07,N17–N19,N25–N27) | 2,497               | 1.8                           | 27.7                       |
| 8   | Diabetes mellitus . . . . . (E10–E14)  | 1,177               | 2.4                           | 7.4                        | 8   | Septicemia . . . . . (A40–A41)   | 2,308               | 1.7                           | 25.6                       |
| 9   | Septicemia . . . . . (A40–A41)   | 669                 | 1.4                           | 4.2                        | 9   | Alzheimer's disease . . . . . (G30)  | 1,989               | 1.4                           | 22.1                       |
| 10  | Influenza and pneumonia . . . . . (J09–J18)  | 594                 | 1.2                           | 3.8                        | 10  | Influenza and pneumonia . . . . . (J09–J18)  | 1,959               | 1.4                           | 21.8                       |
| ...   | All other causes . . . . . (residual)  | 9,670               | 19.8                          | 61.1                       | ...   | All other causes . . . . . (residual)  | 25,760              | 18.6                          | 286.2                      |
| Non-Hispanic white, female, 55–64 years       |  |                     |                               |                            | Non-Hispanic white, female, 75–84 years       |  |                     |                               |                            |
| ...   | All causes . . . . .   | 88,713              | 100.0                         | 631.5                      | ...   | All causes . . . . .   | 259,260             | 100.0                         | 4,232.6                    |
| 1   | Malignant neoplasms . . . . . (C00–C97)  | 37,011              | 41.7                          | 263.4                      | 1   | Malignant neoplasms . . . . . (C00–C97)  | 61,888              | 23.9                          | 1,010.4                    |
| 2   | Diseases of heart . . . . . (I00–I09,I11,I13,I20–I51)                              | 14,085              | 15.9                          | 100.3                      | 2   | Diseases of heart . . . . . (I00–I09,I11,I13,I20–I51)                              | 58,280              | 22.5                          | 951.5                      |
| 3   | Chronic lower respiratory<br>diseases . . . . . (J40–J47)                          | 5,890               | 6.6                           | 41.9                       | 3   | Chronic lower respiratory<br>diseases . . . . . (J40–J47)                          | 22,965              | 8.9                           | 374.9                      |
| 4   | Accidents (unintentional<br>injuries) . . . . . (V01–X59,Y85–Y86)                  | 3,471               | 3.9                           | 24.7                       | 4   | Cerebrovascular diseases . . . . . (I60–I69)                                       | 17,360              | 6.7                           | 283.4                      |
| 5   | Cerebrovascular diseases . . . . . (I60–I69)                                       | 2,850               | 3.2                           | 20.3                       | 5   | Alzheimer's disease . . . . . (G30)  | 13,047              | 5.0                           | 213.0                      |
| 6   | Diabetes mellitus . . . . . (E10–E14)  | 2,770               | 3.1                           | 19.7                       | 6   | Diabetes mellitus . . . . . (E10–E14)  | 6,580               | 2.5                           | 107.4                      |
| 7   | Chronic liver disease and<br>cirrhosis . . . . . (K70,K73–K74)                     | 2,133               | 2.4                           | 15.2                       | 7   | Accidents (unintentional<br>injuries) . . . . . (V01–X59,Y85–Y86)                  | 5,665               | 2.2                           | 92.5                       |
| 8   | Septicemia . . . . . (A40–A41)   | 1,440               | 1.6                           | 10.2                       | 8   | Nephritis, nephrotic syndrome and<br>nephrosis . . . . . (N00–N07,N17–N19,N25–N27) | 5,422               | 2.1                           | 88.5                       |
| 9   | Intentional self-harm<br>(suicide) . . . . . (*U03,X60–X84,Y87.0)                  | 1,379               | 1.6                           | 9.8                        | 9   | Influenza and pneumonia . . . . . (J09–J18)  | 5,269               | 2.0                           | 86.0                       |
| 10  | Nephritis, nephrotic syndrome and<br>nephrosis . . . . . (N00–N07,N17–N19,N25–N27) | 1,232               | 1.4                           | 8.8                        | 10  | Septicemia . . . . . (A40–A41)   | 4,079               | 1.6                           | 66.6                       |
| ...   | All other causes . . . . . (residual)  | 16,452              | 18.5                          | 117.1                      | ...   | All other causes . . . . . (residual)  | 58,705              | 22.6                          | 958.4                      |
| Non-Hispanic white, female, 65 years and over |  |                     |                               |                            | Non-Hispanic white, female, 85 years and over |  |                     |                               |                            |
| ...   | All causes . . . . .   | 824,118             | 100.0                         | 4,509.4                    | ...   | All causes . . . . .   | 426,620             | 100.0                         | 13,543.5                   |
| 1   | Diseases of heart . . . . . (I00–I09,I11,I13,I20–I51)                              | 212,619             | 25.8                          | 1,163.4                    | 1   | Diseases of heart . . . . . (I00–I09,I11,I13,I20–I51)                              | 129,868             | 30.4                          | 4,122.8                    |
| 2   | Malignant neoplasms . . . . . (C00–C97)  | 158,350             | 19.2                          | 866.5                      | 2   | Malignant neoplasms . . . . . (C00–C97)  | 44,220              | 10.4                          | 1,403.8                    |
| 3   | Chronic lower respiratory<br>diseases . . . . . (J40–J47)                          | 57,327              | 7.0                           | 313.7                      | 3   | Alzheimer's disease . . . . . (G30)  | 35,758              | 8.4                           | 1,135.2                    |
| 4   | Cerebrovascular diseases . . . . . (I60–I69)                                       | 56,868              | 6.9                           | 311.2                      | 4   | Cerebrovascular diseases . . . . . (I60–I69)                                       | 33,483              | 7.8                           | 1,063.0                    |
| 5   | Alzheimer's disease . . . . . (G30)  | 50,794              | 6.2                           | 277.9                      | 5   | Chronic lower respiratory<br>diseases . . . . . (J40–J47)                          | 20,290              | 4.8                           | 644.1                      |
| 6   | Influenza and pneumonia . . . . . (J09–J18)  | 19,454              | 2.4                           | 106.4                      | 6   | Influenza and pneumonia . . . . . (J09–J18)  | 12,226              | 2.9                           | 388.1                      |
| 7   | Accidents (unintentional<br>injuries) . . . . . (V01–X59,Y85–Y86)                  | 18,441              | 2.2                           | 100.9                      | 7   | Accidents (unintentional<br>injuries) . . . . . (V01–X59,Y85–Y86)                  | 9,963               | 2.3                           | 316.3                      |
| 8   | Diabetes mellitus . . . . . (E10–E14)  | 18,085              | 2.2                           | 99.0                       | 8   | Nephritis, nephrotic syndrome and<br>nephrosis . . . . . (N00–N07,N17–N19,N25–N27) | 8,609               | 2.0                           | 273.3                      |
| 9   | Nephritis, nephrotic syndrome and<br>nephrosis . . . . . (N00–N07,N17–N19,N25–N27) | 16,528              | 2.0                           | 90.4                       | 9   | Diabetes mellitus . . . . . (E10–E14)  | 7,403               | 1.7                           | 235.0                      |
| 10  | Septicemia . . . . . (A40–A41)   | 11,478              | 1.4                           | 62.8                       | 10  | Essential hypertension and hypertensive renal<br>disease . . . . . (I10,I12,I15)   | 6,686               | 1.6                           | 212.3                      |
| ...   | All other causes . . . . . (residual)  | 204,174             | 24.8                          | 1,117.2                    | ...   | All other causes . . . . . (residual)  | 118,114             | 27.7                          | 3,749.6                    |

See footnotes at end of table.

**Table 2. Deaths, percentage of total deaths, and death rates for the 10 leading causes of death in selected age groups, by Hispanic origin, race for non-Hispanic population, and sex: United States, 2010—Con.**

[Rates per 100,000 population in specified group. Persons of Hispanic origin may be of any race. Data for Hispanic persons are not tabulated by race; data for non-Hispanic persons are tabulated by race. Data for Hispanic origin should be interpreted with caution because of misreporting of Hispanic origin on the death certificate; see Technical Notes. An asterisk (\*) preceding a cause-of-death code indicates that the code is not included in the *International Classification of Diseases, Tenth Revision (ICD-10)*, Second Edition; see Technical Notes]

| Rank <sup>1</sup>                                     | Cause of death<br>(based on ICD-10, 2004),<br>Hispanic origin, race, sex, and age                            | Number <sup>2</sup> | Percent<br>of total<br>deaths | Death<br>rate <sup>2</sup> | Rank <sup>1</sup>                           | Cause of death<br>(based on ICD-10, 2004),<br>Hispanic origin, race, sex, and age                            | Number <sup>2</sup> | Percent<br>of total<br>deaths | Death<br>rate <sup>2</sup> |
|---|--|---------------------|-------------------------------|----------------------------|---|--|---------------------|-------------------------------|----------------------------|
| Non-Hispanic black, both sexes, all ages <sup>3</sup> |  |                     |                               |                            | Non-Hispanic black, both sexes, 10–14 years |  |                     |                               |                            |
| ...   | All causes . . . . .   | 283,438             | 100.0                         | 718.7                      | ...   | All causes . . . . .   | 637                 | 100.0                         | 20.2                       |
| 1   | Diseases of heart . . . (I00–I09,I11,I13,I20–I51)  | 68,215              | 24.1                          | 173.0                      | 1   | Accidents (unintentional<br>injuries) . . . . . (V01–X59,Y85–Y86)  | 162                 | 25.4                          | 5.1                        |
| 2   | Malignant neoplasms . . . . . (C00–C97)  | 65,276              | 23.0                          | 165.5                      | 2   | Malignant neoplasms . . . . . (C00–C97)  | 78                  | 12.2                          | 2.5                        |
| 3   | Cerebrovascular diseases . . . . . (I60–I69)   | 15,833              | 5.6                           | 40.1                       | 3   | Assault<br>(homicide) . . . . . (*U01–*U02,X85–Y09,Y87.1)  | 64                  | 10.0                          | 2.0                        |
| 4   | Diabetes mellitus . . . . . (E10–E14)  | 11,996              | 4.2                           | 30.4                       | 4   | Intentional self-harm<br>(suicide) . . . . . (*U03,X60–X84,Y87.0)  | 43                  | 6.8                           | 1.4                        |
| 5   | Accidents (unintentional<br>injuries) . . . . . (V01–X59,Y85–Y86)  | 11,853              | 4.2                           | 30.1                       | 5   | Chronic lower respiratory<br>diseases . . . . . (J40–J47)  | 42                  | 6.6                           | 1.3                        |
| 6   | Nephritis, nephrotic syndrome and<br>nephrosis . . . (N00–N07,N17–N19,N25–N27)                               | 8,769               | 3.1                           | 22.2                       | 6   | Diseases of heart . . . (I00–I09,I11,I13,I20–I51)  | 39                  | 6.1                           | 1.2                        |
| 7   | Chronic lower respiratory<br>diseases . . . . . (J40–J47)  | 8,614               | 3.0                           | 21.8                       | 7   | Congenital malformations, deformations and<br>chromosomal abnormalities . . . . . (Q00–Q99)                  | 38                  | 6.0                           | 1.2                        |
| 8   | Assault<br>(homicide) . . . . . (*U01–*U02,X85–Y09,Y87.1)  | 7,679               | 2.7                           | 19.5                       | 8   | In situ neoplasms, benign neoplasms and<br>neoplasms of uncertain or unknown<br>behavior . . . . . (D00–D48) | 10                  | 1.6                           | *                          |
| 9   | Septicemia . . . . . (A40–A41)   | 5,958               | 2.1                           | 15.1                       | 9   | Anemias . . . . . (D50–D64)  | 7                   | 1.1                           | *                          |
| 10  | Alzheimer's disease . . . . . (G30)  | 5,169               | 1.8                           | 13.1                       | 9   | Cerebrovascular diseases . . . . . (I60–I69)   | 7                   | 1.1                           | *                          |
| ...   | All other causes . . . . . (residual)  | 74,076              | 26.1                          | 187.8                      | 9   | Influenza and pneumonia . . . . . (J09–J18)  | 7                   | 1.1                           | *                          |
| Non-Hispanic black, both sexes, 1–4 years             |  |                     |                               |                            | ...   | All other causes . . . . . (residual)  | 140                 | 22.0                          | 4.4                        |
| ...   | All causes . . . . .   | 993                 | 100.0                         | 40.2                       | Non-Hispanic black, both sexes, 15–19 years |  |                     |                               |                            |
| 1   | Accidents (unintentional<br>injuries) . . . . . (V01–X59,Y85–Y86)  | 249                 | 25.1                          | 10.1                       | ...   | All causes . . . . .   | 2,482               | 100.0                         | 70.6                       |
| 2   | Assault<br>(homicide) . . . . . (*U01–*U02,X85–Y09,Y87.1)  | 153                 | 15.4                          | 6.2                        | 1   | Assault<br>(homicide) . . . . . (*U01–*U02,X85–Y09,Y87.1)  | 1,089               | 43.9                          | 31.0                       |
| 3   | Congenital malformations, deformations and<br>chromosomal abnormalities . . . . . (Q00–Q99)                  | 124                 | 12.5                          | 5.0                        | 2   | Accidents (unintentional<br>injuries) . . . . . (V01–X59,Y85–Y86)  | 573                 | 23.1                          | 16.3                       |
| 4   | Diseases of heart . . . (I00–I09,I11,I13,I20–I51)  | 50                  | 5.0                           | 2.0                        | 3   | Intentional self-harm<br>(suicide) . . . . . (*U03,X60–X84,Y87.0)  | 146                 | 5.9                           | 4.2                        |
| 5   | Malignant neoplasms . . . . . (C00–C97)  | 47                  | 4.7                           | 1.9                        | 4   | Malignant neoplasms . . . . . (C00–C97)  | 104                 | 4.2                           | 3.0                        |
| 6   | Influenza and pneumonia . . . . . (J09–J18)  | 25                  | 2.5                           | 1.0                        | 4   | Diseases of heart . . . (I00–I09,I11,I13,I20–I51)  | 104                 | 4.2                           | 3.0                        |
| 7   | Chronic lower respiratory<br>diseases . . . . . (J40–J47)  | 19                  | 1.9                           | *                          | 6   | Congenital malformations, deformations and<br>chromosomal abnormalities . . . . . (Q00–Q99)                  | 48                  | 1.9                           | 1.4                        |
| 8   | Certain conditions originating in the perinatal<br>period . . . . . (P00–P96)                                | 15                  | 1.5                           | *                          | 7   | Anemias . . . . . (D50–D64)  | 28                  | 1.1                           | 0.8                        |
| 9   | Anemias . . . . . (D50–D64)  | 14                  | 1.4                           | *                          | 7   | Chronic lower respiratory<br>diseases . . . . . (J40–J47)  | 28                  | 1.1                           | 0.8                        |
| 10  | Cerebrovascular diseases . . . . . (I60–I69)   | 13                  | 1.3                           | *                          | 9   | Cerebrovascular diseases . . . . . (I60–I69)   | 24                  | 1.0                           | 0.7                        |
| ...   | All other causes . . . . . (residual)  | 284                 | 28.6                          | 11.5                       | 10  | Human immunodeficiency virus (HIV)<br>disease . . . . . (B20–B24)  | 17                  | 0.7                           | *                          |
| Non-Hispanic black, both sexes, 5–9 years             |  |                     |                               |                            | ...   | All other causes . . . . . (residual)  | 321                 | 12.9                          | 9.1                        |
| ...   | All causes . . . . .   | 481                 | 100.0                         | 15.9                       | Non-Hispanic black, both sexes, 20–24 years |  |                     |                               |                            |
| 1   | Accidents (unintentional<br>injuries) . . . . . (V01–X59,Y85–Y86)  | 150                 | 31.2                          | 5.0                        | ...   | All causes . . . . .   | 4,064               | 100.0                         | 129.5                      |
| 2   | Malignant neoplasms . . . . . (C00–C97)  | 64                  | 13.3                          | 2.1                        | 1   | Assault<br>(homicide) . . . . . (*U01–*U02,X85–Y09,Y87.1)  | 1,673               | 41.2                          | 53.3                       |
| 3   | Assault<br>(homicide) . . . . . (*U01–*U02,X85–Y09,Y87.1)  | 35                  | 7.3                           | 1.2                        | 2   | Accidents (unintentional<br>injuries) . . . . . (V01–X59,Y85–Y86)  | 853                 | 21.0                          | 27.2                       |
| 4   | Chronic lower respiratory<br>diseases . . . . . (J40–J47)  | 29                  | 6.0                           | 1.0                        | 3   | Intentional self-harm<br>(suicide) . . . . . (*U03,X60–X84,Y87.0)  | 308                 | 7.6                           | 9.8                        |
| 5   | Congenital malformations, deformations and<br>chromosomal abnormalities . . . . . (Q00–Q99)                  | 24                  | 5.0                           | 0.8                        | 4   | Diseases of heart . . . (I00–I09,I11,I13,I20–I51)  | 223                 | 5.5                           | 7.1                        |
| 6   | Diseases of heart . . . (I00–I09,I11,I13,I20–I51)  | 21                  | 4.4                           | 0.7                        | 5   | Malignant neoplasms . . . . . (C00–C97)  | 160                 | 3.9                           | 5.1                        |
| 7   | Cerebrovascular diseases . . . . . (I60–I69)   | 14                  | 2.9                           | *                          | 6   | Human immunodeficiency virus (HIV)<br>disease . . . . . (B20–B24)  | 92                  | 2.3                           | 2.9                        |
| 8   | Septicemia . . . . . (A40–A41)   | 8                   | 1.7                           | *                          | 7   | Anemias . . . . . (D50–D64)  | 51                  | 1.3                           | 1.6                        |
| 9   | In situ neoplasms, benign neoplasms and<br>neoplasms of uncertain or unknown<br>behavior . . . . . (D00–D48) | 7                   | 1.5                           | *                          | 8   | Diabetes mellitus . . . . . (E10–E14)  | 42                  | 1.0                           | 1.3                        |
| 9   | Anemias . . . . . (D50–D64)  | 7                   | 1.5                           | *                          | 9   | Congenital malformations, deformations and<br>chromosomal abnormalities . . . . . (Q00–Q99)                  | 41                  | 1.0                           | 1.3                        |
| ...   | All other causes . . . . . (residual)  | 122                 | 25.4                          | 4.0                        | 10  | Pregnancy, childbirth and the<br>puerperium . . . . . (O00–O99)  | 39                  | 1.0                           | 1.2                        |
| See footnotes at end of table.                        |  |                     |                               |                            | ...   | All other causes . . . . . (residual)  | 582                 | 14.3                          | 18.5                       |

**Table 2. Deaths, percentage of total deaths, and death rates for the 10 leading causes of death in selected age groups, by Hispanic origin, race for non-Hispanic population, and sex: United States, 2010—Con.**

[Rates per 100,000 population in specified group. Persons of Hispanic origin may be of any race. Data for Hispanic persons are not tabulated by race; data for non-Hispanic persons are tabulated by race. Data for Hispanic origin should be interpreted with caution because of misreporting of Hispanic origin on the death certificate; see Technical Notes. An asterisk (\*) preceding a cause-of-death code indicates that the code is not included in the *International Classification of Diseases, Tenth Revision (ICD-10)*, Second Edition; see Technical Notes]

| Rank <sup>1</sup>                           | Cause of death<br>(based on ICD-10, 2004),<br>Hispanic origin, race, sex, and age | Number <sup>2</sup> | Percent<br>of total<br>deaths | Death<br>rate <sup>2</sup> | Rank <sup>1</sup>                                    | Cause of death<br>(based on ICD-10, 2004),<br>Hispanic origin, race, sex, and age | Number <sup>2</sup> | Percent<br>of total<br>deaths | Death<br>rate <sup>2</sup> |
|---|---|---------------------|-------------------------------|----------------------------|--|---|---------------------|-------------------------------|----------------------------|
| Non-Hispanic black, both sexes, 25–34 years |   |                     |                               |                            | Non-Hispanic black, both sexes, 55–64 years          |   |                     |                               |                            |
| ...   | All causes  | 8,786               | 100.0                         | 161.9                      | ...  | All causes  | 51,288              | 100.0                         | 1,318.8                    |
| 1   | Assault<br>(homicide) . . . (*U01–*U02,X85–Y09,Y87.1)                             | 2,366               | 26.9                          | 43.6                       | 1  | Malignant neoplasms . . . (C00–C97)   | 16,221              | 31.6                          | 417.1                      |
| 2   | Accidents (unintentional<br>injuries) . . . (V01–X59,Y85–Y86)                     | 1,580               | 18.0                          | 29.1                       | 2  | Diseases of heart . . . (I00–I09,I11,I13,I20–I51)                                 | 12,686              | 24.7                          | 326.2                      |
| 3   | Diseases of heart . . . (I00–I09,I11,I13,I20–I51)                                 | 905                 | 10.3                          | 16.7                       | 3  | Cerebrovascular diseases . . . (I60–I69)  | 2,637               | 5.1                           | 67.8                       |
| 4   | Malignant neoplasms . . . (C00–C97)   | 575                 | 6.5                           | 10.6                       | 4  | Diabetes mellitus . . . (E10–E14)   | 2,464               | 4.8                           | 63.4                       |
| 5   | Intentional self-harm<br>(suicide) . . . (*U03,X60–X84,Y87.0)                     | 494                 | 5.6                           | 9.1                        | 5  | Accidents (unintentional<br>injuries) . . . (V01–X59,Y85–Y86)                     | 1,753               | 3.4                           | 45.1                       |
| 6   | Human immunodeficiency virus (HIV)<br>disease . . . (B20–B24)                     | 471                 | 5.4                           | 8.7                        | 6  | Nephritis, nephrotic syndrome and<br>nephrosis . . . (N00–N07,N17–N19,N25–N27)    | 1,527               | 3.0                           | 39.3                       |
| 7   | Diabetes mellitus . . . (E10–E14)   | 206                 | 2.3                           | 3.8                        | 7  | Chronic lower respiratory<br>diseases . . . (J40–J47)                             | 1,449               | 2.8                           | 37.3                       |
| 8   | Cerebrovascular diseases . . . (I60–I69)  | 137                 | 1.6                           | 2.5                        | 8  | Septicemia . . . (A40–A41)  | 1,099               | 2.1                           | 28.3                       |
| 9   | Pregnancy, childbirth and the<br>puerperium . . . (O00–O99)                       | 118                 | 1.3                           | 2.2                        | 9  | Human immunodeficiency virus (HIV)<br>disease . . . (B20–B24)                     | 1,014               | 2.0                           | 26.1                       |
| 10  | Anemias . . . (D50–D64)   | 107                 | 1.2                           | 2.0                        | 10   | Chronic liver disease and<br>cirrhosis . . . (K70,K73–K74)                        | 1,013               | 2.0                           | 26.0                       |
| ...   | All other causes . . . (residual)   | 1,827               | 20.8                          | 33.7                       | ...  | All other causes . . . (residual)   | 9,425               | 18.4                          | 242.3                      |
| Non-Hispanic black, both sexes, 35–44 years |   |                     |                               |                            | Non-Hispanic black, both sexes,<br>65 years and over |   |                     |                               |                            |
| ...   | All causes  | 13,807              | 100.0                         | 261.9                      | ...  | All causes  | 160,114             | 100.0                         | 4,663.4                    |
| 1   | Diseases of heart . . . (I00–I09,I11,I13,I20–I51)                                 | 2,688               | 19.5                          | 51.0                       | 1  | Diseases of heart . . . (I00–I09,I11,I13,I20–I51)                                 | 43,376              | 27.1                          | 1,263.3                    |
| 2   | Malignant neoplasms . . . (C00–C97)   | 2,085               | 15.1                          | 39.5                       | 2  | Malignant neoplasms . . . (C00–C97)   | 37,466              | 23.4                          | 1,091.2                    |
| 3   | Accidents (unintentional<br>injuries) . . . (V01–X59,Y85–Y86)                     | 1,568               | 11.4                          | 29.7                       | 3  | Cerebrovascular diseases . . . (I60–I69)  | 10,668              | 6.7                           | 310.7                      |
| 4   | Human immunodeficiency virus (HIV)<br>disease . . . (B20–B24)                     | 1,065               | 7.7                           | 20.2                       | 4  | Diabetes mellitus . . . (E10–E14)   | 7,373               | 4.6                           | 214.7                      |
| 4   | Assault<br>(homicide) . . . (*U01–*U02,X85–Y09,Y87.1)                             | 1,065               | 7.7                           | 20.2                       | 5  | Chronic lower respiratory<br>diseases . . . (J40–J47)                             | 6,089               | 3.8                           | 177.3                      |
| 6   | Cerebrovascular diseases . . . (I60–I69)  | 553                 | 4.0                           | 10.5                       | 6  | Nephritis, nephrotic syndrome and<br>nephrosis . . . (N00–N07,N17–N19,N25–N27)    | 6,014               | 3.8                           | 175.2                      |
| 7   | Diabetes mellitus . . . (E10–E14)   | 507                 | 3.7                           | 9.6                        | 7  | Alzheimer's disease . . . (G30)   | 5,109               | 3.2                           | 148.8                      |
| 8   | Intentional self-harm<br>(suicide) . . . (*U03,X60–X84,Y87.0)                     | 435                 | 3.2                           | 8.3                        | 8  | Septicemia . . . (A40–A41)  | 3,806               | 2.4                           | 110.9                      |
| 9   | Nephritis, nephrotic syndrome and<br>nephrosis . . . (N00–N07,N17–N19,N25–N27)    | 279                 | 2.0                           | 5.3                        | 9  | Influenza and pneumonia . . . (J09–J18)   | 3,507               | 2.2                           | 102.1                      |
| 10  | Septicemia . . . (A40–A41)  | 210                 | 1.5                           | 4.0                        | 10   | Essential hypertension and hypertensive renal<br>disease . . . (I10,I12,I15)      | 3,419               | 2.1                           | 99.6                       |
| ...   | All other causes . . . (residual)   | 3,352               | 24.3                          | 63.6                       | ...  | All other causes . . . (residual)   | 33,287              | 20.8                          | 969.5                      |
| Non-Hispanic black, both sexes, 45–54 years |   |                     |                               |                            | Non-Hispanic black, both sexes, 65–74 years          |   |                     |                               |                            |
| ...   | All causes  | 33,698              | 100.0                         | 610.9                      | ...  | All causes  | 51,930              | 100.0                         | 2,582.2                    |
| 1   | Malignant neoplasms . . . (C00–C97)   | 8,467               | 25.1                          | 153.5                      | 1  | Malignant neoplasms . . . (C00–C97)   | 16,467              | 31.7                          | 818.8                      |
| 2   | Diseases of heart . . . (I00–I09,I11,I13,I20–I51)                                 | 8,026               | 23.8                          | 145.5                      | 2  | Diseases of heart . . . (I00–I09,I11,I13,I20–I51)                                 | 13,021              | 25.1                          | 647.5                      |
| 3   | Accidents (unintentional<br>injuries) . . . (V01–X59,Y85–Y86)                     | 2,274               | 6.7                           | 41.2                       | 3  | Cerebrovascular diseases . . . (I60–I69)  | 3,096               | 6.0                           | 153.9                      |
| 4   | Cerebrovascular diseases . . . (I60–I69)  | 1,710               | 5.1                           | 31.0                       | 4  | Diabetes mellitus . . . (E10–E14)   | 2,745               | 5.3                           | 136.5                      |
| 5   | Human immunodeficiency virus (HIV)<br>disease . . . (B20–B24)                     | 1,610               | 4.8                           | 29.2                       | 5  | Chronic lower respiratory<br>diseases . . . (J40–J47)                             | 2,160               | 4.2                           | 107.4                      |
| 6   | Diabetes mellitus . . . (E10–E14)   | 1,385               | 4.1                           | 25.1                       | 6  | Nephritis, nephrotic syndrome and<br>nephrosis . . . (N00–N07,N17–N19,N25–N27)    | 1,946               | 3.7                           | 96.8                       |
| 7   | Chronic liver disease and<br>cirrhosis . . . (K70,K73–K74)                        | 804                 | 2.4                           | 14.6                       | 7  | Septicemia . . . (A40–A41)  | 1,258               | 2.4                           | 62.6                       |
| 8   | Nephritis, nephrotic syndrome and<br>nephrosis . . . (N00–N07,N17–N19,N25–N27)    | 792                 | 2.4                           | 14.4                       | 8  | Essential hypertension and hypertensive renal<br>disease . . . (I10,I12,I15)      | 940                 | 1.8                           | 46.7                       |
| 9   | Assault<br>(homicide) . . . (*U01–*U02,X85–Y09,Y87.1)                             | 682                 | 2.0                           | 12.4                       | 9  | Accidents (unintentional<br>injuries) . . . (V01–X59,Y85–Y86)                     | 900                 | 1.7                           | 44.8                       |
| 10  | Chronic lower respiratory<br>diseases . . . (J40–J47)                             | 642                 | 1.9                           | 11.6                       | 10   | Influenza and pneumonia . . . (J09–J18)   | 858                 | 1.7                           | 42.7                       |
| ...   | All other causes . . . (residual)   | 7,306               | 21.7                          | 132.5                      | ...  | All other causes . . . (residual)   | 8,539               | 16.4                          | 424.6                      |

See footnotes at end of table.

**Table 2. Deaths, percentage of total deaths, and death rates for the 10 leading causes of death in selected age groups, by Hispanic origin, race for non-Hispanic population, and sex: United States, 2010—Con.**

[Rates per 100,000 population in specified group. Persons of Hispanic origin may be of any race. Data for Hispanic persons are not tabulated by race; data for non-Hispanic persons are tabulated by race. Data for Hispanic origin should be interpreted with caution because of misreporting of Hispanic origin on the death certificate; see Technical Notes. An asterisk (\*) preceding a cause-of-death code indicates that the code is not included in the *International Classification of Diseases, Tenth Revision (ICD-10)*, Second Edition; see Technical Notes]

| Rank <sup>1</sup>                                    | Cause of death<br>(based on ICD-10, 2004),<br>Hispanic origin, race, sex, and age | Number <sup>2</sup> | Percent<br>of total<br>deaths | Death<br>rate <sup>2</sup> | Rank <sup>1</sup>                   | Cause of death<br>(based on ICD-10, 2004),<br>Hispanic origin, race, sex, and age                            | Number <sup>2</sup> | Percent<br>of total<br>deaths | Death<br>rate <sup>2</sup> |
|--|---|---------------------|-------------------------------|----------------------------|-------------------------------------|--|---------------------|-------------------------------|----------------------------|
| Non-Hispanic black, both sexes, 75–84 years          |   |                     |                               |                            | Non-Hispanic black, male, 1–4 years |  |                     |                               |                            |
| ...  | All causes . . . . .  | 56,942              | 100.0                         | 5,477.8                    | ...                                 | All causes . . . . .   | 570                 | 100.0                         | 45.4                       |
| 1  | Diseases of heart . . . (I00–I09,I11,I13,I20–I51)                                 | 15,233              | 26.8                          | 1,465.4                    | 1                                   | Accidents (unintentional<br>injuries) . . . . . (V01–X59,Y85–Y86)  | 159                 | 27.9                          | 12.7                       |
| 2  | Malignant neoplasms . . . . . (C00–C97)   | 13,908              | 24.4                          | 1,338.0                    | 2                                   | Assault<br>(homicide) . . . . (*U01–*U02,X85–Y09,Y87.1)  | 91                  | 16.0                          | 7.2                        |
| 3  | Cerebrovascular diseases . . . . . (I60–I69)                                      | 3,892               | 6.8                           | 374.4                      | 3                                   | Congenital malformations, deformations and<br>chromosomal abnormalities . . . . (Q00–Q99)                    | 57                  | 10.0                          | 4.5                        |
| 4  | Diabetes mellitus . . . . . (E10–E14)   | 2,796               | 4.9                           | 269.0                      | 4                                   | Diseases of heart . . . (I00–I09,I11,I13,I20–I51)  | 28                  | 4.9                           | 2.2                        |
| 5  | Chronic lower respiratory<br>diseases . . . . . (J40–J47)                         | 2,312               | 4.1                           | 222.4                      | 5                                   | Malignant neoplasms . . . . . (C00–C97)  | 26                  | 4.6                           | 2.1                        |
| 6  | Nephritis, nephrotic syndrome and<br>nephrosis . . . (N00–N07,N17–N19,N25–N27)    | 2,208               | 3.9                           | 212.4                      | 6                                   | Influenza and pneumonia . . . . . (J09–J18)  | 15                  | 2.6                           | *                          |
| 7  | Alzheimer's disease . . . . . (G30)   | 1,650               | 2.9                           | 158.7                      | 7                                   | Chronic lower respiratory<br>diseases . . . . . (J40–J47)  | 10                  | 1.8                           | *                          |
| 8  | Septicemia . . . . . (A40–A41)  | 1,415               | 2.5                           | 136.1                      | 8                                   | Anemias . . . . . (D50–D64)  | 9                   | 1.6                           | *                          |
| 9  | Influenza and pneumonia . . . . . (J09–J18)                                       | 1,212               | 2.1                           | 116.6                      | 9                                   | Certain conditions originating in the perinatal<br>period . . . . . (P00–P96)                                | 8                   | 1.4                           | *                          |
| 10   | Essential hypertension and hypertensive renal<br>disease . . . . . (I10,I12,I15)  | 1,115               | 2.0                           | 107.3                      | 10                                  | In situ neoplasms, benign neoplasms and<br>neoplasms of uncertain or unknown<br>behavior . . . . . (D00–D48) | 6                   | 1.1                           | *                          |
| ...  | All other causes . . . . . (residual)   | 11,201              | 19.7                          | 1,077.5                    | ...                                 | All other causes . . . . . (residual)  | 161                 | 28.2                          | 12.8                       |
| Non-Hispanic black, both sexes,<br>85 years and over |   |                     |                               |                            | Non-Hispanic black, male, 5–9 years |  |                     |                               |                            |
| ...  | All causes . . . . .  | 51,242              | 100.0                         | 13,385.7                   | ...                                 | All causes . . . . .   | 275                 | 100.0                         | 17.9                       |
| 1  | Diseases of heart . . . (I00–I09,I11,I13,I20–I51)                                 | 15,122              | 29.5                          | 3,950.3                    | 1                                   | Accidents (unintentional<br>injuries) . . . . . (V01–X59,Y85–Y86)  | 95                  | 34.5                          | 6.2                        |
| 2  | Malignant neoplasms . . . . . (C00–C97)   | 7,091               | 13.8                          | 1,852.4                    | 2                                   | Malignant neoplasms . . . . . (C00–C97)  | 24                  | 8.7                           | 1.6                        |
| 3  | Cerebrovascular diseases . . . . . (I60–I69)                                      | 3,680               | 7.2                           | 961.3                      | 2                                   | Chronic lower respiratory<br>diseases . . . . . (J40–J47)  | 24                  | 8.7                           | 1.6                        |
| 4  | Alzheimer's disease . . . . . (G30)   | 3,057               | 6.0                           | 798.6                      | 4                                   | Assault<br>(homicide) . . . . (*U01–*U02,X85–Y09,Y87.1)  | 21                  | 7.6                           | 1.4                        |
| 5  | Nephritis, nephrotic syndrome and<br>nephrosis . . . (N00–N07,N17–N19,N25–N27)    | 1,860               | 3.6                           | 485.9                      | 5                                   | Congenital malformations, deformations and<br>chromosomal abnormalities . . . . (Q00–Q99)                    | 16                  | 5.8                           | *                          |
| 6  | Diabetes mellitus . . . . . (E10–E14)   | 1,832               | 3.6                           | 478.6                      | 6                                   | Diseases of heart . . . (I00–I09,I11,I13,I20–I51)  | 15                  | 5.5                           | *                          |
| 7  | Chronic lower respiratory<br>diseases . . . . . (J40–J47)                         | 1,617               | 3.2                           | 422.4                      | 7                                   | Cerebrovascular diseases . . . . . (I60–I69)   | 9                   | 3.3                           | *                          |
| 8  | Influenza and pneumonia . . . . . (J09–J18)                                       | 1,437               | 2.8                           | 375.4                      | 8                                   | In situ neoplasms, benign neoplasms and<br>neoplasms of uncertain or unknown<br>behavior . . . . . (D00–D48) | 5                   | 1.8                           | *                          |
| 9  | Essential hypertension and hypertensive renal<br>disease . . . . . (I10,I12,I15)  | 1,364               | 2.7                           | 356.3                      | 9                                   | Anemias . . . . . (D50–D64)  | 4                   | 1.5                           | *                          |
| 10   | Septicemia . . . . . (A40–A41)  | 1,133               | 2.2                           | 296.0                      | 10                                  | Septicemia . . . . . (A40–A41)   | 3                   | 1.1                           | *                          |
| ...  | All other causes . . . . . (residual)   | 13,049              | 25.5                          | 3,408.7                    | ...                                 | All other causes . . . . . (residual)  | 59                  | 21.5                          | 3.8                        |
| Non-Hispanic black, male, all ages <sup>3</sup>      |   |                     |                               |                            |                                     |  |                     |                               |                            |
| ...  | All causes . . . . .  | 143,824             | 100.0                         | 764.5                      | ...                                 | All other causes . . . . . (residual)  | 59                  | 21.5                          | 3.8                        |
| 1  | Diseases of heart . . . (I00–I09,I11,I13,I20–I51)                                 | 34,597              | 24.1                          | 183.9                      | 9                                   | Anemias . . . . . (D50–D64)  | 4                   | 1.5                           | *                          |
| 2  | Malignant neoplasms . . . . . (C00–C97)   | 33,607              | 23.4                          | 178.6                      | 10                                  | Septicemia . . . . . (A40–A41)   | 3                   | 1.1                           | *                          |
| 3  | Accidents (unintentional<br>injuries) . . . . . (V01–X59,Y85–Y86)                 | 7,920               | 5.5                           | 42.1                       | ...                                 | All other causes . . . . . (residual)  | 59                  | 21.5                          | 3.8                        |
| 4  | Cerebrovascular diseases . . . . . (I60–I69)                                      | 6,890               | 4.8                           | 36.6                       |                                     |  |                     |                               |                            |
| 5  | Assault<br>(homicide) . . . . (*U01–*U02,X85–Y09,Y87.1)                           | 6,580               | 4.6                           | 35.0                       |                                     |  |                     |                               |                            |
| 6  | Diabetes mellitus . . . . . (E10–E14)   | 5,572               | 3.9                           | 29.6                       |                                     |  |                     |                               |                            |
| 7  | Chronic lower respiratory<br>diseases . . . . . (J40–J47)                         | 4,480               | 3.1                           | 23.8                       |                                     |  |                     |                               |                            |
| 8  | Nephritis, nephrotic syndrome and<br>nephrosis . . . (N00–N07,N17–N19,N25–N27)    | 3,984               | 2.8                           | 21.2                       |                                     |  |                     |                               |                            |
| 9  | Human immunodeficiency virus (HIV)<br>disease . . . . . (B20–B24)                 | 3,000               | 2.1                           | 15.9                       |                                     |  |                     |                               |                            |
| 10   | Septicemia . . . . . (A40–A41)  | 2,673               | 1.9                           | 14.2                       |                                     |  |                     |                               |                            |
| ...  | All other causes . . . . . (residual)   | 34,521              | 24.0                          | 183.5                      |                                     |  |                     |                               |                            |

See footnotes at end of table.



**Table 2. Deaths, percentage of total deaths, and death rates for the 10 leading causes of death in selected age groups, by Hispanic origin, race for non-Hispanic population, and sex: United States, 2010—Con.**

[Rates per 100,000 population in specified group. Persons of Hispanic origin may be of any race. Data for Hispanic persons are not tabulated by race; data for non-Hispanic persons are tabulated by race. Data for Hispanic origin should be interpreted with caution because of misreporting of Hispanic origin on the death certificate; see Technical Notes. An asterisk (\*) preceding a cause-of-death code indicates that the code is not included in the *International Classification of Diseases, Tenth Revision (ICD-10)*, Second Edition; see Technical Notes]

| Rank <sup>1</sup>                     | Cause of death<br>(based on ICD-10, 2004),<br>Hispanic origin, race, sex, and age                            | Number <sup>2</sup> | Percent<br>of total<br>deaths | Death<br>rate <sup>2</sup> | Rank <sup>1</sup>                     | Cause of death<br>(based on ICD-10, 2004),<br>Hispanic origin, race, sex, and age           | Number <sup>2</sup> | Percent<br>of total<br>deaths | Death<br>rate <sup>2</sup> |
|---------------------------------------|--|---------------------|-------------------------------|----------------------------|---------------------------------------|---|---------------------|-------------------------------|----------------------------|
| Non-Hispanic black, male, 10-14 years |  |                     |                               |                            | Non-Hispanic black, male, 20-24 years |   |                     |                               |                            |
| ...                                   | All causes . . . . .   | 374                 | 100.0                         | 23.4                       | ...                                   | All causes . . . . .  | 3,104               | 100.0                         | 200.2                      |
| 1                                     | Assault<br>(homicide) . . . . . (V01-X59,Y85-Y86)  | 112                 | 29.9                          | 7.0                        | 1                                     | Assault<br>(homicide) . . . . . (*U01-U02,X85-Y09,Y87.1)                                    | 1,534               | 49.4                          | 99.0                       |
| 2                                     | Assault<br>(homicide) . . . . . (*U01-U02,X85-Y09,Y87.1)   | 46                  | 12.3                          | 2.9                        | 2                                     | Accidents (unintentional<br>injuries) . . . . . (V01-X59,Y85-Y86)                           | 618                 | 19.9                          | 39.9                       |
| 3                                     | Malignant neoplasms . . . . . (C00-C97)  | 38                  | 10.2                          | 2.4                        | 3                                     | Intentional self-harm<br>(suicide) . . . . . (*U03,X60-X84,Y87.0)                           | 259                 | 8.3                           | 16.7                       |
| 4                                     | Chronic lower respiratory<br>diseases . . . . . (J40-J47)  | 27                  | 7.2                           | 1.7                        | 4                                     | Diseases of heart . . . . . (I00-I09,I11,I13,I20-I51)                                       | 134                 | 4.3                           | 8.6                        |
| 5                                     | Diseases of heart . . . . . (I00-I09,I11,I13,I20-I51)  | 23                  | 6.1                           | 1.4                        | 5                                     | Malignant neoplasms . . . . . (C00-C97)   | 92                  | 3.0                           | 5.9                        |
| 5                                     | Intentional self-harm<br>(suicide) . . . . . (*U03,X60-X84,Y87.0)  | 23                  | 6.1                           | 1.4                        | 6                                     | Human immunodeficiency virus (HIV)<br>disease . . . . . (B20-B24)                           | 60                  | 1.9                           | 3.9                        |
| 7                                     | Congenital malformations, deformations and<br>chromosomal abnormalities . . . . . (Q00-Q99)                  | 18                  | 4.8                           | *                          | 7                                     | Anemias . . . . . (D50-D64)   | 34                  | 1.1                           | 2.2                        |
| 8                                     | Cerebrovascular diseases . . . . . (I60-I69)   | 5                   | 1.3                           | *                          | 8                                     | Chronic lower respiratory<br>diseases . . . . . (J40-J47)                                   | 24                  | 0.8                           | 1.5                        |
| 8                                     | Influenza and pneumonia . . . . . (J09-J18)  | 5                   | 1.3                           | *                          | 9                                     | Diabetes mellitus . . . . . (E10-E14)   | 21                  | 0.7                           | 1.4                        |
| 10                                    | Septicemia . . . . . (A40-A41)   | 4                   | 1.1                           | *                          | 10                                    | Septicemia . . . . . (A40-A41)  | 20                  | 0.6                           | 1.3                        |
| 10                                    | In situ neoplasms, benign neoplasms and<br>neoplasms of uncertain or unknown<br>behavior . . . . . (D00-D48) | 4                   | 1.1                           | *                          | 10                                    | Congenital malformations, deformations and<br>chromosomal abnormalities . . . . . (Q00-Q99) | 20                  | 0.6                           | 1.3                        |
| ...                                   | All other causes . . . . . (residual)  | 69                  | 18.4                          | 4.3                        | ...                                   | All other causes . . . . . (residual)   | 288                 | 9.3                           | 18.6                       |
| Non-Hispanic black, male, 15-19 years |  |                     |                               |                            | Non-Hispanic black, male, 25-34 years |   |                     |                               |                            |
| ...                                   | All causes . . . . .   | 1,929               | 100.0                         | 108.0                      | ...                                   | All causes . . . . .  | 5,971               | 100.0                         | 230.8                      |
| 1                                     | Assault<br>(homicide) . . . . . (*U01-U02,X85-Y09,Y87.1)   | 965                 | 50.0                          | 54.0                       | 1                                     | Assault<br>(homicide) . . . . . (*U01-U02,X85-Y09,Y87.1)                                    | 2,099               | 35.2                          | 81.1                       |
| 2                                     | Accidents (unintentional<br>injuries) . . . . . (V01-X59,Y85-Y86)  | 435                 | 22.6                          | 24.3                       | 2                                     | Accidents (unintentional<br>injuries) . . . . . (V01-X59,Y85-Y86)                           | 1,157               | 19.4                          | 44.7                       |
| 3                                     | Intentional self-harm<br>(suicide) . . . . . (*U03,X60-X84,Y87.0)  | 126                 | 6.5                           | 7.1                        | 3                                     | Diseases of heart . . . . . (I00-I09,I11,I13,I20-I51)                                       | 569                 | 9.5                           | 22.0                       |
| 4                                     | Diseases of heart . . . . . (I00-I09,I11,I13,I20-I51)  | 70                  | 3.6                           | 3.9                        | 4                                     | Intentional self-harm<br>(suicide) . . . . . (*U03,X60-X84,Y87.0)                           | 425                 | 7.1                           | 16.4                       |
| 5                                     | Malignant neoplasms . . . . . (C00-C97)  | 56                  | 2.9                           | 3.1                        | 5                                     | Human immunodeficiency virus (HIV)<br>disease . . . . . (B20-B24)                           | 274                 | 4.6                           | 10.6                       |
| 6                                     | Congenital malformations, deformations and<br>chromosomal abnormalities . . . . . (Q00-Q99)                  | 33                  | 1.7                           | 1.8                        | 6                                     | Malignant neoplasms . . . . . (C00-C97)   | 250                 | 4.2                           | 9.7                        |
| 7                                     | Anemias . . . . . (D50-D64)  | 21                  | 1.1                           | 1.2                        | 7                                     | Diabetes mellitus . . . . . (E10-E14)   | 112                 | 1.9                           | 4.3                        |
| 8                                     | Chronic lower respiratory<br>diseases . . . . . (J40-J47)  | 17                  | 0.9                           | *                          | 8                                     | Cerebrovascular diseases . . . . . (I60-I69)  | 75                  | 1.3                           | 2.9                        |
| 9                                     | Cerebrovascular diseases . . . . . (I60-I69)   | 13                  | 0.7                           | *                          | 9                                     | Chronic lower respiratory<br>diseases . . . . . (J40-J47)                                   | 68                  | 1.1                           | 2.6                        |
| 10                                    | Human immunodeficiency virus (HIV)<br>disease . . . . . (B20-B24)  | 10                  | 0.5                           | *                          | 10                                    | Anemias . . . . . (D50-D64)   | 51                  | 0.9                           | 2.0                        |
| ...                                   | All other causes . . . . . (residual)  | 183                 | 9.5                           | 10.2                       | ...                                   | All other causes . . . . . (residual)   | 891                 | 14.9                          | 34.4                       |
| Non-Hispanic black, male, 35-44 years |  |                     |                               |                            | Non-Hispanic black, male, 45-54 years |   |                     |                               |                            |
| ...                                   | All causes . . . . .   | 7,975               | 100.0                         | 321.1                      | ...                                   | All causes . . . . .  | 7,975               | 100.0                         | 321.1                      |
| 1                                     | Diseases of heart . . . . . (I00-I09,I11,I13,I20-I51)  | 1,648               | 20.7                          | 66.4                       | 1                                     | Diseases of heart . . . . . (I00-I09,I11,I13,I20-I51)                                       | 1,648               | 20.7                          | 66.4                       |
| 2                                     | Accidents (unintentional<br>injuries) . . . . . (V01-X59,Y85-Y86)  | 1,079               | 13.5                          | 43.4                       | 2                                     | Accidents (unintentional<br>injuries) . . . . . (V01-X59,Y85-Y86)                           | 1,079               | 13.5                          | 43.4                       |
| 3                                     | Assault<br>(homicide) . . . . . (*U01-U02,X85-Y09,Y87.1)   | 890                 | 11.2                          | 35.8                       | 3                                     | Assault<br>(homicide) . . . . . (*U01-U02,X85-Y09,Y87.1)                                    | 890                 | 11.2                          | 35.8                       |
| 4                                     | Malignant neoplasms . . . . . (C00-C97)  | 784                 | 9.8                           | 31.6                       | 4                                     | Malignant neoplasms . . . . . (C00-C97)   | 784                 | 9.8                           | 31.6                       |
| 5                                     | Human immunodeficiency virus (HIV)<br>disease . . . . . (B20-B24)  | 647                 | 8.1                           | 26.0                       | 5                                     | Human immunodeficiency virus (HIV)<br>disease . . . . . (B20-B24)                           | 647                 | 8.1                           | 26.0                       |
| 6                                     | Intentional self-harm<br>(suicide) . . . . . (*U03,X60-X84,Y87.0)  | 340                 | 4.3                           | 13.7                       | 6                                     | Intentional self-harm<br>(suicide) . . . . . (*U03,X60-X84,Y87.0)                           | 340                 | 4.3                           | 13.7                       |
| 7                                     | Diabetes mellitus . . . . . (E10-E14)  | 300                 | 3.8                           | 12.1                       | 7                                     | Diabetes mellitus . . . . . (E10-E14)   | 300                 | 3.8                           | 12.1                       |
| 8                                     | Cerebrovascular diseases . . . . . (I60-I69)   | 287                 | 3.6                           | 11.6                       | 8                                     | Cerebrovascular diseases . . . . . (I60-I69)  | 287                 | 3.6                           | 11.6                       |
| 9                                     | Nephritis, nephrotic syndrome and<br>nephrosis . . . . . (N00-N07,N17-N19,N25-N27)                           | 154                 | 1.9                           | 6.2                        | 9                                     | Nephritis, nephrotic syndrome and<br>nephrosis . . . . . (N00-N07,N17-N19,N25-N27)          | 154                 | 1.9                           | 6.2                        |
| 10                                    | Septicemia . . . . . (A40-A41)   | 104                 | 1.3                           | 4.2                        | 10                                    | Septicemia . . . . . (A40-A41)  | 104                 | 1.3                           | 4.2                        |
| 10                                    | Chronic liver disease and<br>cirrhosis . . . . . (K70,K73-K74)   | 104                 | 1.3                           | 4.2                        | 10                                    | Chronic liver disease and<br>cirrhosis . . . . . (K70,K73-K74)                              | 104                 | 1.3                           | 4.2                        |
| ...                                   | All other causes . . . . . (residual)  | 1,638               | 20.5                          | 65.9                       | ...                                   | All other causes . . . . . (residual)   | 1,638               | 20.5                          | 65.9                       |

See footnotes at end of table.

**Table 2. Deaths, percentage of total deaths, and death rates for the 10 leading causes of death in selected age groups, by Hispanic origin, race for non-Hispanic population, and sex: United States, 2010—Con.**

[Rates per 100,000 population in specified group. Persons of Hispanic origin may be of any race. Data for Hispanic persons are not tabulated by race; data for non-Hispanic persons are tabulated by race. Data for Hispanic origin should be interpreted with caution because of misreporting of Hispanic origin on the death certificate; see Technical Notes. An asterisk (\*) preceding a cause-of-death code indicates that the code is not included in the *International Classification of Diseases, Tenth Revision (ICD-10)*, Second Edition; see Technical Notes]

| Rank <sup>1</sup>                           | Cause of death<br>(based on ICD-10, 2004),<br>Hispanic origin, race, sex, and age | Number <sup>2</sup> | Percent<br>of total<br>deaths | Death<br>rate <sup>2</sup> | Rank <sup>1</sup>                           | Cause of death<br>(based on ICD-10, 2004),<br>Hispanic origin, race, sex, and age | Number <sup>2</sup> | Percent<br>of total<br>deaths | Death<br>rate <sup>2</sup> |
|---|---|---------------------|-------------------------------|----------------------------|---|---|---------------------|-------------------------------|----------------------------|
| Non-Hispanic black, male, 45–54 years       |   |                     |                               |                            | Non-Hispanic black, male, 65–74 years       |   |                     |                               |                            |
| ...   | All causes  | 19,146              | 100.0                         | 739.1                      | ...   | All causes  | 28,060              | 100.0                         | 3,274.7                    |
| 1   | Diseases of heart . . . (I00–I09,I11,I13,I20–I51)                                 | 5,106               | 26.7                          | 197.1                      | 1   | Malignant neoplasms . . . (C00–C97)   | 9,004               | 32.1                          | 1,050.8                    |
| 2   | Malignant neoplasms . . . (C00–C97)   | 4,034               | 21.1                          | 155.7                      | 2   | Diseases of heart . . . (I00–I09,I11,I13,I20–I51)                                 | 7,406               | 26.4                          | 864.3                      |
| 3   | Accidents (unintentional<br>injuries) . . . (V01–X59,Y85–Y86)                     | 1,537               | 8.0                           | 59.3                       | 3   | Cerebrovascular diseases . . . (I60–I69)  | 1,607               | 5.7                           | 187.5                      |
| 4   | Human immunodeficiency virus (HIV)<br>disease . . . (B20–B24)                     | 1,071               | 5.6                           | 41.3                       | 4   | Diabetes mellitus . . . (E10–E14)   | 1,328               | 4.7                           | 155.0                      |
| 5   | Cerebrovascular diseases . . . (I60–I69)  | 904                 | 4.7                           | 34.9                       | 5   | Chronic lower respiratory<br>diseases . . . (J40–J47)                             | 1,204               | 4.3                           | 140.5                      |
| 6   | Diabetes mellitus . . . (E10–E14)   | 786                 | 4.1                           | 30.3                       | 6   | Nephritis, nephrotic syndrome and<br>nephrosis . . . (N00–N07,N17–N19,N25–N27)    | 965                 | 3.4                           | 112.6                      |
| 7   | Assault<br>(homicide) . . . (*U01–*U02,X85–Y09,Y87.1)                             | 544                 | 2.8                           | 21.0                       | 7   | Accidents (unintentional<br>injuries) . . . (V01–X59,Y85–Y86)                     | 589                 | 2.1                           | 68.7                       |
| 8   | Chronic liver disease and<br>cirrhosis . . . (K70,K73–K74)                        | 513                 | 2.7                           | 19.8                       | 8   | Septicemia . . . (A40–A41)  | 587                 | 2.1                           | 68.5                       |
| 9   | Nephritis, nephrotic syndrome and<br>nephrosis . . . (N00–N07,N17–N19,N25–N27)    | 395                 | 2.1                           | 15.2                       | 9   | Influenza and pneumonia . . . (J09–J18)   | 484                 | 1.7                           | 56.5                       |
| 10  | Septicemia . . . (A40–A41)  | 314                 | 1.6                           | 12.1                       | 10  | Essential hypertension and hypertensive renal<br>disease . . . (I10,I12,I15)      | 479                 | 1.7                           | 55.9                       |
| ...   | All other causes . . . (residual)   | 3,942               | 20.6                          | 152.2                      | ...   | All other causes . . . (residual)   | 4,407               | 15.7                          | 514.3                      |
| Non-Hispanic black, male, 55–64 years       |   |                     |                               |                            | Non-Hispanic black, male, 75–84 years       |   |                     |                               |                            |
| ...   | All causes  | 30,138              | 100.0                         | 1,705.0                    | ...   | All causes  | 26,281              | 100.0                         | 6,849.1                    |
| 1   | Malignant neoplasms . . . (C00–C97)   | 9,019               | 29.9                          | 510.2                      | 1   | Malignant neoplasms . . . (C00–C97)   | 7,159               | 27.2                          | 1,865.7                    |
| 2   | Diseases of heart . . . (I00–I09,I11,I13,I20–I51)                                 | 7,929               | 26.3                          | 448.6                      | 2   | Diseases of heart . . . (I00–I09,I11,I13,I20–I51)                                 | 7,033               | 26.8                          | 1,832.9                    |
| 3   | Cerebrovascular diseases . . . (I60–I69)  | 1,519               | 5.0                           | 85.9                       | 3   | Cerebrovascular diseases . . . (I60–I69)  | 1,561               | 5.9                           | 406.8                      |
| 4   | Diabetes mellitus . . . (E10–E14)   | 1,339               | 4.4                           | 75.8                       | 4   | Chronic lower respiratory<br>diseases . . . (J40–J47)                             | 1,215               | 4.6                           | 316.6                      |
| 5   | Accidents (unintentional<br>injuries) . . . (V01–X59,Y85–Y86)                     | 1,255               | 4.2                           | 71.0                       | 5   | Diabetes mellitus . . . (E10–E14)   | 1,161               | 4.4                           | 302.6                      |
| 6   | Nephritis, nephrotic syndrome and<br>nephrosis . . . (N00–N07,N17–N19,N25–N27)    | 842                 | 2.8                           | 47.6                       | 6   | Nephritis, nephrotic syndrome and<br>nephrosis . . . (N00–N07,N17–N19,N25–N27)    | 953                 | 3.6                           | 248.4                      |
| 7   | Chronic lower respiratory<br>diseases . . . (J40–J47)                             | 787                 | 2.6                           | 44.5                       | 7   | Septicemia . . . (A40–A41)  | 618                 | 2.4                           | 161.1                      |
| 8   | Chronic liver disease and<br>cirrhosis . . . (K70,K73–K74)                        | 720                 | 2.4                           | 40.7                       | 8   | Alzheimer's disease . . . (G30)   | 606                 | 2.3                           | 157.9                      |
| 9   | Human immunodeficiency virus (HIV)<br>disease . . . (B20–B24)                     | 706                 | 2.3                           | 39.9                       | 9   | Influenza and pneumonia . . . (J09–J18)   | 582                 | 2.2                           | 151.7                      |
| 10  | Septicemia . . . (A40–A41)  | 576                 | 1.9                           | 32.6                       | 10  | Essential hypertension and hypertensive renal<br>disease . . . (I10,I12,I15)      | 446                 | 1.7                           | 116.2                      |
| ...   | All other causes . . . (residual)   | 5,446               | 18.1                          | 308.1                      | ...   | All other causes . . . (residual)   | 4,947               | 18.8                          | 1,289.2                    |
| Non-Hispanic black, male, 65 years and over |   |                     |                               |                            | Non-Hispanic black, male, 85 years and over |   |                     |                               |                            |
| ...   | All causes  | 70,396              | 100.0                         | 5,223.0                    | ...   | All causes  | 16,055              | 100.0                         | 14,974.2                   |
| 1   | Malignant neoplasms . . . (C00–C97)   | 19,280              | 27.4                          | 1,430.5                    | 1   | Diseases of heart . . . (I00–I09,I11,I13,I20–I51)                                 | 4,572               | 28.5                          | 4,264.2                    |
| 2   | Diseases of heart . . . (I00–I09,I11,I13,I20–I51)                                 | 19,011              | 27.0                          | 1,410.5                    | 2   | Malignant neoplasms . . . (C00–C97)   | 3,117               | 19.4                          | 2,907.2                    |
| 3   | Cerebrovascular diseases . . . (I60–I69)  | 4,047               | 5.7                           | 300.3                      | 3   | Cerebrovascular diseases . . . (I60–I69)  | 879                 | 5.5                           | 819.8                      |
| 4   | Chronic lower respiratory<br>diseases . . . (J40–J47)                             | 3,144               | 4.5                           | 233.3                      | 4   | Chronic lower respiratory<br>diseases . . . (J40–J47)                             | 725                 | 4.5                           | 676.2                      |
| 5   | Diabetes mellitus . . . (E10–E14)   | 3,003               | 4.3                           | 222.8                      | 5   | Alzheimer's disease . . . (G30)   | 670                 | 4.2                           | 624.9                      |
| 6   | Nephritis, nephrotic syndrome and<br>nephrosis . . . (N00–N07,N17–N19,N25–N27)    | 2,524               | 3.6                           | 187.3                      | 6   | Nephritis, nephrotic syndrome and<br>nephrosis . . . (N00–N07,N17–N19,N25–N27)    | 606                 | 3.8                           | 565.2                      |
| 7   | Septicemia . . . (A40–A41)  | 1,562               | 2.2                           | 115.9                      | 7   | Diabetes mellitus . . . (E10–E14)   | 514                 | 3.2                           | 479.4                      |
| 8   | Influenza and pneumonia . . . (J09–J18)   | 1,558               | 2.2                           | 115.6                      | 8   | Influenza and pneumonia . . . (J09–J18)   | 492                 | 3.1                           | 458.9                      |
| 9   | Alzheimer's disease . . . (G30)   | 1,444               | 2.1                           | 107.1                      | 9   | Septicemia . . . (A40–A41)  | 357                 | 2.2                           | 333.0                      |
| 10  | Essential hypertension and hypertensive renal<br>disease . . . (I10,I12,I15)      | 1,280               | 1.8                           | 95.0                       | 10  | Essential hypertension and hypertensive renal<br>disease . . . (I10,I12,I15)      | 355                 | 2.2                           | 331.1                      |
| ...   | All other causes . . . (residual)   | 13,543              | 19.2                          | 1,004.8                    | ...   | All other causes . . . (residual)   | 3,768               | 23.5                          | 3,514.3                    |

See footnotes at end of table.

**Table 2. Deaths, percentage of total deaths, and death rates for the 10 leading causes of death in selected age groups, by Hispanic origin, race for non-Hispanic population, and sex: United States, 2010—Con.**

[Rates per 100,000 population in specified group. Persons of Hispanic origin may be of any race. Data for Hispanic persons are not tabulated by race; data for non-Hispanic persons are tabulated by race. Data for Hispanic origin should be interpreted with caution because of misreporting of Hispanic origin on the death certificate; see Technical Notes. An asterisk (\*) preceding a cause-of-death code indicates that the code is not included in the *International Classification of Diseases, Tenth Revision (ICD-10)*, Second Edition; see Technical Notes]

| Rank <sup>1</sup>                                 | Cause of death<br>(based on ICD-10, 2004),<br>Hispanic origin, race, sex, and age           | Number <sup>2</sup> | Percent<br>of total<br>deaths | Death<br>rate <sup>2</sup> | Rank <sup>1</sup>                       | Cause of death<br>(based on ICD-10, 2004),<br>Hispanic origin, race, sex, and age                            | Number <sup>2</sup> | Percent<br>of total<br>deaths | Death<br>rate <sup>2</sup> |
|---|---|---------------------|-------------------------------|----------------------------|---|--|---------------------|-------------------------------|----------------------------|
| Non-Hispanic black, female, all ages <sup>3</sup> |   |                     |                               |                            | Non-Hispanic black, female, 5-9 years   |  |                     |                               |                            |
| ...   | All causes . . . . .  | 139,614             | 100.0                         | 676.9                      | ...                                     | All causes . . . . .   | 206                 | 100.0                         | 13.9                       |
| 1   | Diseases of heart . . . (I00-I09,I11,I13,I20-I51)   | 33,618              | 24.1                          | 163.0                      | 1                                       | Accidents (unintentional<br>injuries) . . . . . (V01-X59,Y85-Y86)  | 55                  | 26.7                          | 3.7                        |
| 2   | Malignant neoplasms . . . . . (C00-C97)   | 31,669              | 22.7                          | 153.5                      | 2                                       | Malignant neoplasms . . . . . (C00-C97)  | 40                  | 19.4                          | 2.7                        |
| 3   | Cerebrovascular diseases . . . . . (I60-I69)  | 8,943               | 6.4                           | 43.4                       | 3                                       | Assault<br>(homicide) . . . . . (*U01-U02,X85-Y09,Y87.1)   | 14                  | 6.8                           | *                          |
| 4   | Diabetes mellitus . . . . . (E10-E14)   | 6,424               | 4.6                           | 31.1                       | 4                                       | Congenital malformations, deformations and<br>chromosomal abnormalities . . . . . (Q00-Q99)                  | 8                   | 3.9                           | *                          |
| 5   | Nephritis, nephrotic syndrome and<br>nephrosis . . . (N00-N07,N17-N19,N25-N27)              | 4,785               | 3.4                           | 23.2                       | 5                                       | Diseases of heart . . . (I00-I09,I11,I13,I20-I51)  | 6                   | 2.9                           | *                          |
| 6   | Chronic lower respiratory<br>diseases . . . . . (J40-J47)                                   | 4,134               | 3.0                           | 20.0                       | 6                                       | Septicemia . . . . . (A40-A41)   | 5                   | 2.4                           | *                          |
| 7   | Accidents (unintentional<br>injuries) . . . . . (V01-X59,Y85-Y86)                           | 3,933               | 2.8                           | 19.1                       | 6                                       | Cerebrovascular diseases . . . . . (I60-I69)   | 5                   | 2.4                           | *                          |
| 8   | Alzheimer's disease . . . . . (G30)   | 3,698               | 2.6                           | 17.9                       | 6                                       | Chronic lower respiratory<br>diseases . . . . . (J40-J47)  | 5                   | 2.4                           | *                          |
| 9   | Septicemia . . . . . (A40-A41)  | 3,285               | 2.4                           | 15.9                       | 9                                       | Anemias . . . . . (D50-D64)  | 3                   | 1.5                           | *                          |
| 10  | Essential hypertension and hypertensive renal<br>disease . . . . . (I10,I12,I15)            | 2,863               | 2.1                           | 13.9                       | 10                                      | In situ neoplasms, benign neoplasms and<br>neoplasms of uncertain or unknown<br>behavior . . . . . (D00-D48) | 2                   | 1.0                           | *                          |
| ...   | All other causes . . . . . (residual)   | 36,262              | 26.0                          | 175.8                      | 10                                      | Influenza and pneumonia . . . . . (J09-J18)  | 2                   | 1.0                           | *                          |
| Non-Hispanic black, female, 1-4 years             |   |                     |                               |                            | 10                                      | Certain conditions originating in the perinatal<br>period . . . . . (P00-P96)                                | 2                   | 1.0                           | *                          |
| ...   | All causes . . . . .  | 423                 | 100.0                         | 34.8                       | 10                                      | Complications of medical and surgical<br>care . . . . . (Y40-Y84,Y88)  | 2                   | 1.0                           | *                          |
| 1   | Accidents (unintentional<br>injuries) . . . . . (V01-X59,Y85-Y86)                           | 90                  | 21.3                          | 7.4                        | ...                                     | All other causes . . . . . (residual)  | 57                  | 27.7                          | 3.8                        |
| 2   | Congenital malformations, deformations and<br>chromosomal abnormalities . . . . . (Q00-Q99) | 67                  | 15.8                          | 5.5                        | Non-Hispanic black, female, 10-14 years |  |                     |                               |                            |
| 3   | Assault<br>(homicide) . . . . . (*U01-U02,X85-Y09,Y87.1)                                    | 62                  | 14.7                          | 5.1                        | ...                                     | All causes . . . . .   | 263                 | 100.0                         | 17.0                       |
| 4   | Diseases of heart . . . (I00-I09,I11,I13,I20-I51)   | 22                  | 5.2                           | 1.8                        | 1                                       | Accidents (unintentional<br>injuries) . . . . . (V01-X59,Y85-Y86)  | 50                  | 19.0                          | 3.2                        |
| 5   | Malignant neoplasms . . . . . (C00-C97)   | 21                  | 5.0                           | 1.7                        | 2                                       | Malignant neoplasms . . . . . (C00-C97)  | 40                  | 15.2                          | 2.6                        |
| 6   | Influenza and pneumonia . . . . . (J09-J18)   | 10                  | 2.4                           | *                          | 3                                       | Congenital malformations, deformations and<br>chromosomal abnormalities . . . . . (Q00-Q99)                  | 20                  | 7.6                           | 1.3                        |
| 7   | Chronic lower respiratory<br>diseases . . . . . (J40-J47)                                   | 9                   | 2.1                           | *                          | 3                                       | Intentional self-harm<br>(suicide) . . . . . (*U03,X60-X84,Y87.0)  | 20                  | 7.6                           | 1.3                        |
| 8   | Cerebrovascular diseases . . . . . (I60-I69)  | 8                   | 1.9                           | *                          | 5                                       | Assault<br>(homicide) . . . . . (*U01-U02,X85-Y09,Y87.1)   | 18                  | 6.8                           | *                          |
| 9   | Septicemia . . . . . (A40-A41)  | 7                   | 1.7                           | *                          | 6                                       | Diseases of heart . . . (I00-I09,I11,I13,I20-I51)  | 16                  | 6.1                           | *                          |
| 9   | Certain conditions originating in the perinatal<br>period . . . . . (P00-P96)               | 7                   | 1.7                           | *                          | 7                                       | Chronic lower respiratory<br>diseases . . . . . (J40-J47)  | 15                  | 5.7                           | *                          |
| ...   | All other causes . . . . . (residual)   | 120                 | 28.4                          | 9.9                        | 8                                       | In situ neoplasms, benign neoplasms and<br>neoplasms of uncertain or unknown<br>behavior . . . . . (D00-D48) | 6                   | 2.3                           | *                          |
| See footnotes at end of table.                    |   |                     |                               |                            | 9                                       | Anemias . . . . . (D50-D64)  | 5                   | 1.9                           | *                          |
|   |   |                     |                               |                            | 10                                      | Nephritis, nephrotic syndrome and<br>nephrosis . . . (N00-N07,N17-N19,N25-N27)                               | 3                   | 1.1                           | *                          |
|   |   |                     |                               |                            | ...                                     | All other causes . . . . . (residual)  | 70                  | 26.6                          | 4.5                        |

**Table 2. Deaths, percentage of total deaths, and death rates for the 10 leading causes of death in selected age groups, by Hispanic origin, race for non-Hispanic population, and sex: United States, 2010—Con.**

[Rates per 100,000 population in specified group. Persons of Hispanic origin may be of any race. Data for Hispanic persons are not tabulated by race; data for non-Hispanic persons are tabulated by race. Data for Hispanic origin should be interpreted with caution because of misreporting of Hispanic origin on the death certificate; see Technical Notes. An asterisk (\*) preceding a cause-of-death code indicates that the code is not included in the *International Classification of Diseases, Tenth Revision (ICD-10)*, Second Edition; see Technical Notes]

| Rank <sup>1</sup>                       | Cause of death<br>(based on ICD-10, 2004),<br>Hispanic origin, race, sex, and age        | Number <sup>2</sup> | Percent<br>of total<br>deaths | Death<br>rate <sup>2</sup> | Rank <sup>1</sup>                       | Cause of death<br>(based on ICD-10, 2004),<br>Hispanic origin, race, sex, and age | Number <sup>2</sup> | Percent<br>of total<br>deaths | Death<br>rate <sup>2</sup> |
|---|--|---------------------|-------------------------------|----------------------------|---|---|---------------------|-------------------------------|----------------------------|
| Non-Hispanic black, female, 15-19 years |  |                     |                               |                            | Non-Hispanic black, female, 25-34 years |   |                     |                               |                            |
| ...                                     | All causes . . . . .   | 553                 | 100.0                         | 31.9                       | ...                                     | All causes . . . . .  | 2,815               | 100.0                         | 99.1                       |
| 1                                       | Accidents (unintentional injuries) . . . . . (V01-X59,Y85-Y86)                           | 138                 | 25.0                          | 8.0                        | 1                                       | Accidents (unintentional injuries) . . . . . (V01-X59,Y85-Y86)                    | 423                 | 15.0                          | 14.9                       |
| 2                                       | Assault (homicide) . . . . . (*U01-U02,X85-Y09,Y87.1)                                    | 124                 | 22.4                          | 7.2                        | 2                                       | Diseases of heart . . . . . (I00-I09,I11,I13,I20-I51)                             | 336                 | 11.9                          | 11.8                       |
| 3                                       | Malignant neoplasms . . . . . (C00-C97)  | 48                  | 8.7                           | 2.8                        | 3                                       | Malignant neoplasms . . . . . (C00-C97)   | 325                 | 11.5                          | 11.4                       |
| 4                                       | Diseases of heart . . . . . (I00-I09,I11,I13,I20-I51)                                    | 34                  | 6.1                           | 2.0                        | 4                                       | Assault (homicide) . . . . . (*U01-U02,X85-Y09,Y87.1)                             | 267                 | 9.5                           | 9.4                        |
| 5                                       | Intentional self-harm (suicide) . . . . . (*U03,X60-X84,Y87.0)                           | 20                  | 3.6                           | 1.2                        | 5                                       | Human immunodeficiency virus (HIV) disease . . . . . (B20-B24)                    | 197                 | 7.0                           | 6.9                        |
| 6                                       | Congenital malformations, deformations and chromosomal abnormalities . . . . . (Q00-Q99) | 15                  | 2.7                           | *                          | 6                                       | Pregnancy, childbirth and the puerperium . . . . . (O00-O99)                      | 118                 | 4.2                           | 4.2                        |
| 7                                       | Cerebrovascular diseases . . . . . (I60-I69)   | 11                  | 2.0                           | *                          | 7                                       | Diabetes mellitus . . . . . (E10-E14)   | 94                  | 3.3                           | 3.3                        |
| 7                                       | Chronic lower respiratory diseases . . . . . (J40-J47)                                   | 11                  | 2.0                           | *                          | 8                                       | Intentional self-harm (suicide) . . . . . (*U03,X60-X84,Y87.0)                    | 69                  | 2.5                           | 2.4                        |
| 7                                       | Pregnancy, childbirth and the puerperium . . . . . (O00-O99)                             | 11                  | 2.0                           | *                          | 9                                       | Cerebrovascular diseases . . . . . (I60-I69)                                      | 62                  | 2.2                           | 2.2                        |
| 10                                      | Human immunodeficiency virus (HIV) disease . . . . . (B20-B24)                           | 7                   | 1.3                           | *                          | 10                                      | Anemias . . . . . (D50-D64)   | 56                  | 2.0                           | 2.0                        |
| 10                                      | Anemias . . . . . (D50-D64)  | 7                   | 1.3                           | *                          | ...                                     | All other causes . . . . . (residual)   | 868                 | 30.8                          | 30.6                       |
| ...                                     | All other causes . . . . . (residual)  | 127                 | 23.0                          | 7.3                        | Non-Hispanic black, female, 35-44 years |   |                     |                               |                            |
| Non-Hispanic black, female, 20-24 years |  |                     |                               |                            | ...                                     | All causes . . . . .  | 5,832               | 100.0                         | 209.1                      |
| ...                                     | All causes . . . . .   | 960                 | 100.0                         | 60.5                       | 1                                       | Malignant neoplasms . . . . . (C00-C97)   | 1,301               | 22.3                          | 46.7                       |
| 1                                       | Accidents (unintentional injuries) . . . . . (V01-X59,Y85-Y86)                           | 235                 | 24.5                          | 14.8                       | 2                                       | Diseases of heart . . . . . (I00-I09,I11,I13,I20-I51)                             | 1,040               | 17.8                          | 37.3                       |
| 2                                       | Assault (homicide) . . . . . (*U01-U02,X85-Y09,Y87.1)                                    | 139                 | 14.5                          | 8.8                        | 3                                       | Accidents (unintentional injuries) . . . . . (V01-X59,Y85-Y86)                    | 489                 | 8.4                           | 17.5                       |
| 3                                       | Diseases of heart . . . . . (I00-I09,I11,I13,I20-I51)                                    | 89                  | 9.3                           | 5.6                        | 4                                       | Human immunodeficiency virus (HIV) disease . . . . . (B20-B24)                    | 418                 | 7.2                           | 15.0                       |
| 4                                       | Malignant neoplasms . . . . . (C00-C97)  | 68                  | 7.1                           | 4.3                        | 5                                       | Cerebrovascular diseases . . . . . (I60-I69)                                      | 266                 | 4.6                           | 9.5                        |
| 5                                       | Intentional self-harm (suicide) . . . . . (*U03,X60-X84,Y87.0)                           | 49                  | 5.1                           | 3.1                        | 6                                       | Diabetes mellitus . . . . . (E10-E14)   | 207                 | 3.5                           | 7.4                        |
| 6                                       | Pregnancy, childbirth and the puerperium . . . . . (O00-O99)                             | 39                  | 4.1                           | 2.5                        | 7                                       | Assault (homicide) . . . . . (*U01-U02,X85-Y09,Y87.1)                             | 175                 | 3.0                           | 6.3                        |
| 7                                       | Human immunodeficiency virus (HIV) disease . . . . . (B20-B24)                           | 32                  | 3.3                           | 2.0                        | 8                                       | Nephritis, nephrotic syndrome and nephrosis . . . . . (N00-N07,N17-N19,N25-N27)   | 125                 | 2.1                           | 4.5                        |
| 8                                       | Diabetes mellitus . . . . . (E10-E14)  | 21                  | 2.2                           | 1.3                        | 9                                       | Septicemia . . . . . (A40-A41)  | 106                 | 1.8                           | 3.8                        |
| 8                                       | Congenital malformations, deformations and chromosomal abnormalities . . . . . (Q00-Q99) | 21                  | 2.2                           | 1.3                        | 10                                      | Intentional self-harm (suicide) . . . . . (*U03,X60-X84,Y87.0)                    | 95                  | 1.6                           | 3.4                        |
| 10                                      | Anemias . . . . . (D50-D64)  | 17                  | 1.8                           | *                          | ...                                     | All other causes . . . . . (residual)   | 1,610               | 27.6                          | 57.7                       |
| 10                                      | Cerebrovascular diseases . . . . . (I60-I69)   | 17                  | 1.8                           | *                          | Non-Hispanic black, female, 45-54 years |   |                     |                               |                            |
| ...                                     | All other causes . . . . . (residual)  | 233                 | 24.3                          | 14.7                       | ...                                     | All causes . . . . .  | 14,552              | 100.0                         | 497.4                      |
| See footnotes at end of table.          |  |                     |                               |                            | 1                                       | Malignant neoplasms . . . . . (C00-C97)   | 4,433               | 30.5                          | 151.5                      |
|   |  |                     |                               |                            | 2                                       | Diseases of heart . . . . . (I00-I09,I11,I13,I20-I51)                             | 2,920               | 20.1                          | 99.8                       |
|   |  |                     |                               |                            | 3                                       | Cerebrovascular diseases . . . . . (I60-I69)                                      | 806                 | 5.5                           | 27.6                       |
|   |  |                     |                               |                            | 4                                       | Accidents (unintentional injuries) . . . . . (V01-X59,Y85-Y86)                    | 737                 | 5.1                           | 25.2                       |
|   |  |                     |                               |                            | 5                                       | Diabetes mellitus . . . . . (E10-E14)   | 599                 | 4.1                           | 20.5                       |
|   |  |                     |                               |                            | 6                                       | Human immunodeficiency virus (HIV) disease . . . . . (B20-B24)                    | 539                 | 3.7                           | 18.4                       |
|   |  |                     |                               |                            | 7                                       | Nephritis, nephrotic syndrome and nephrosis . . . . . (N00-N07,N17-N19,N25-N27)   | 397                 | 2.7                           | 13.6                       |
|   |  |                     |                               |                            | 8                                       | Chronic lower respiratory diseases . . . . . (J40-J47)                            | 359                 | 2.5                           | 12.3                       |
|   |  |                     |                               |                            | 9                                       | Septicemia . . . . . (A40-A41)  | 291                 | 2.0                           | 9.9                        |
|   |  |                     |                               |                            | 9                                       | Chronic liver disease and cirrhosis . . . . . (K70,K73-K74)                       | 291                 | 2.0                           | 9.9                        |
|   |  |                     |                               |                            | ...                                     | All other causes . . . . . (residual)   | 3,180               | 21.9                          | 108.7                      |

**Table 2. Deaths, percentage of total deaths, and death rates for the 10 leading causes of death in selected age groups, by Hispanic origin, race for non-Hispanic population, and sex: United States, 2010—Con.**

[Rates per 100,000 population in specified group. Persons of Hispanic origin may be of any race. Data for Hispanic persons are not tabulated by race; data for non-Hispanic persons are tabulated by race. Data for Hispanic origin should be interpreted with caution because of misreporting of Hispanic origin on the death certificate; see Technical Notes. An asterisk (\*) preceding a cause-of-death code indicates that the code is not included in the *International Classification of Diseases, Tenth Revision (ICD-10)*, Second Edition; see Technical Notes]

| Rank <sup>1</sup>                             | Cause of death<br>(based on ICD-10, 2004),<br>Hispanic origin, race, sex, and age | Number <sup>2</sup> | Percent<br>of total<br>deaths | Death<br>rate <sup>2</sup> | Rank <sup>1</sup>                             | Cause of death<br>(based on ICD-10, 2004),<br>Hispanic origin, race, sex, and age | Number <sup>2</sup> | Percent<br>of total<br>deaths | Death<br>rate <sup>2</sup> |
|---|---|---------------------|-------------------------------|----------------------------|---|---|---------------------|-------------------------------|----------------------------|
| Non-Hispanic black, female, 55–64 years       |   |                     |                               |                            | Non-Hispanic black, female, 75–84 years       |   |                     |                               |                            |
| ...   | All causes  | 21,150              | 100.0                         | 996.9                      | ...   | All causes  | 30,661              | 100.0                         | 4,675.5                    |
| 1   | Malignant neoplasms . . . . . (C00–C97)   | 7,202               | 34.1                          | 339.5                      | 1   | Diseases of heart . . . (I00–I09,I11,I13,I20–I51)                                 | 8,200               | 26.7                          | 1,250.4                    |
| 2   | Diseases of heart . . . (I00–I09,I11,I13,I20–I51)                                 | 4,757               | 22.5                          | 224.2                      | 2   | Malignant neoplasms . . . . . (C00–C97)   | 6,749               | 22.0                          | 1,029.2                    |
| 3   | Diabetes mellitus . . . . . (E10–E14)   | 1,125               | 5.3                           | 53.0                       | 3   | Cerebrovascular diseases . . . . . (I60–I69)                                      | 2,331               | 7.6                           | 355.5                      |
| 4   | Cerebrovascular diseases . . . . . (I60–I69)                                      | 1,118               | 5.3                           | 52.7                       | 4   | Diabetes mellitus . . . . . (E10–E14)   | 1,635               | 5.3                           | 249.3                      |
| 5   | Nephritis, nephrotic syndrome and<br>nephrosis . . . (N00–N07,N17–N19,N25–N27)    | 685                 | 3.2                           | 32.3                       | 5   | Nephritis, nephrotic syndrome and<br>nephrosis . . . (N00–N07,N17–N19,N25–N27)    | 1,255               | 4.1                           | 191.4                      |
| 6   | Chronic lower respiratory<br>diseases . . . . . (J40–J47)                         | 662                 | 3.1                           | 31.2                       | 6   | Chronic lower respiratory<br>diseases . . . . . (J40–J47)                         | 1,097               | 3.6                           | 167.3                      |
| 7   | Septicemia . . . . . (A40–A41)  | 523                 | 2.5                           | 24.7                       | 7   | Alzheimer's disease . . . . . (G30)   | 1,044               | 3.4                           | 159.2                      |
| 8   | Accidents (unintentional<br>injuries) . . . . . (V01–X59,Y85–Y86)                 | 498                 | 2.4                           | 23.5                       | 8   | Septicemia . . . . . (A40–A41)  | 797                 | 2.6                           | 121.5                      |
| 9   | Essential hypertension and hypertensive renal<br>disease . . . . . (I10,I12,I15)  | 378                 | 1.8                           | 17.8                       | 9   | Essential hypertension and hypertensive renal<br>disease . . . . . (I10,I12,I15)  | 669                 | 2.2                           | 102.0                      |
| 10  | Human immunodeficiency virus (HIV)<br>disease . . . . . (B20–B24)                 | 308                 | 1.5                           | 14.5                       | 10  | Influenza and pneumonia . . . . . (J09–J18)                                       | 630                 | 2.1                           | 96.1                       |
| ...   | All other causes . . . . . (residual)   | 3,894               | 18.4                          | 183.6                      | ...   | All other causes . . . . . (residual)   | 6,254               | 20.4                          | 953.7                      |
| Non-Hispanic black, female, 65 years and over |   |                     |                               |                            | Non-Hispanic black, female, 85 years and over |   |                     |                               |                            |
| ...   | All causes  | 89,718              | 100.0                         | 4,301.8                    | ...   | All causes  | 35,187              | 100.0                         | 12,767.7                   |
| 1   | Diseases of heart . . . (I00–I09,I11,I13,I20–I51)                                 | 24,365              | 27.2                          | 1,168.2                    | 1   | Diseases of heart . . . (I00–I09,I11,I13,I20–I51)                                 | 10,550              | 30.0                          | 3,828.1                    |
| 2   | Malignant neoplasms . . . . . (C00–C97)   | 18,186              | 20.3                          | 872.0                      | 2   | Malignant neoplasms . . . . . (C00–C97)   | 3,974               | 11.3                          | 1,442.0                    |
| 3   | Cerebrovascular diseases . . . . . (I60–I69)                                      | 6,621               | 7.4                           | 317.5                      | 3   | Cerebrovascular diseases . . . . . (I60–I69)                                      | 2,801               | 8.0                           | 1,016.4                    |
| 4   | Diabetes mellitus . . . . . (E10–E14)   | 4,370               | 4.9                           | 209.5                      | 4   | Alzheimer's disease . . . . . (G30)   | 2,387               | 6.8                           | 866.1                      |
| 5   | Alzheimer's disease . . . . . (G30)   | 3,665               | 4.1                           | 175.7                      | 5   | Diabetes mellitus . . . . . (E10–E14)   | 1,318               | 3.7                           | 478.2                      |
| 6   | Nephritis, nephrotic syndrome and<br>nephrosis . . . (N00–N07,N17–N19,N25–N27)    | 3,490               | 3.9                           | 167.3                      | 6   | Nephritis, nephrotic syndrome and<br>nephrosis . . . (N00–N07,N17–N19,N25–N27)    | 1,254               | 3.6                           | 455.0                      |
| 7   | Chronic lower respiratory<br>diseases . . . . . (J40–J47)                         | 2,945               | 3.3                           | 141.2                      | 7   | Essential hypertension and hypertensive renal<br>disease . . . . . (I10,I12,I15)  | 1,009               | 2.9                           | 366.1                      |
| 8   | Septicemia . . . . . (A40–A41)  | 2,244               | 2.5                           | 107.6                      | 8   | Influenza and pneumonia . . . . . (J09–J18)                                       | 945                 | 2.7                           | 342.9                      |
| 9   | Essential hypertension and hypertensive renal<br>disease . . . . . (I10,I12,I15)  | 2,139               | 2.4                           | 102.6                      | 9   | Chronic lower respiratory<br>diseases . . . . . (J40–J47)                         | 892                 | 2.5                           | 323.7                      |
| 10  | Influenza and pneumonia . . . . . (J09–J18)                                       | 1,949               | 2.2                           | 93.5                       | 10  | Septicemia . . . . . (A40–A41)  | 776                 | 2.2                           | 281.6                      |
| ...   | All other causes . . . . . (residual)   | 19,744              | 22.0                          | 946.7                      | ...   | All other causes . . . . . (residual)   | 9,281               | 26.4                          | 3,367.6                    |
| Non-Hispanic black, female, 65–74 years       |   |                     |                               |                            |   |   |                     |                               |                            |
| ...   | All causes  | 23,870              | 100.0                         | 2,068.1                    |   |   |                     |                               |                            |
| 1   | Malignant neoplasms . . . . . (C00–C97)   | 7,463               | 31.3                          | 646.6                      |   |   |                     |                               |                            |
| 2   | Diseases of heart . . . (I00–I09,I11,I13,I20–I51)                                 | 5,615               | 23.5                          | 486.5                      |   |   |                     |                               |                            |
| 3   | Cerebrovascular diseases . . . . . (I60–I69)                                      | 1,489               | 6.2                           | 129.0                      |   |   |                     |                               |                            |
| 4   | Diabetes mellitus . . . . . (E10–E14)   | 1,417               | 5.9                           | 122.8                      |   |   |                     |                               |                            |
| 5   | Nephritis, nephrotic syndrome and<br>nephrosis . . . (N00–N07,N17–N19,N25–N27)    | 981                 | 4.1                           | 85.0                       |   |   |                     |                               |                            |
| 6   | Chronic lower respiratory<br>diseases . . . . . (J40–J47)                         | 956                 | 4.0                           | 82.8                       |   |   |                     |                               |                            |
| 7   | Septicemia . . . . . (A40–A41)  | 671                 | 2.8                           | 58.1                       |   |   |                     |                               |                            |
| 8   | Essential hypertension and hypertensive renal<br>disease . . . . . (I10,I12,I15)  | 461                 | 1.9                           | 39.9                       |   |   |                     |                               |                            |
| 9   | Influenza and pneumonia . . . . . (J09–J18)                                       | 374                 | 1.6                           | 32.4                       |   |   |                     |                               |                            |
| 10  | Accidents (unintentional<br>injuries) . . . . . (V01–X59,Y85–Y86)                 | 311                 | 1.3                           | 26.9                       |   |   |                     |                               |                            |
| ...   | All other causes . . . . . (residual)   | 4,132               | 17.3                          | 358.0                      |   |   |                     |                               |                            |

... Category not applicable.

\* Figure does not meet standards of reliability or precision; see Technical Notes.

<sup>1</sup>Based on number of deaths; see Technical Notes.

<sup>2</sup>Figures for age not stated are included in "all ages" but not distributed among age groups.

<sup>3</sup>Includes deaths for "Under 1 year."

SOURCE: CDC/NCHS, National Vital Statistics System, Mortality.

**Table 3. Infant, neonatal, and postneonatal deaths, percentage of total deaths, and mortality rates for the 10 leading causes of infant death, by race and sex: United States, 2010**

[Rates are for infant (under 1 year), neonatal (under 28 days), and postneonatal (28 days–11 months) deaths per 100,000 live births in specified group. Deaths for races other than white or black should be interpreted with caution because of inconsistencies between reporting race on birth and death certificates. Deaths are based on race of decedent; live births are based on race of mother; see Technical Notes. An asterisk (\*) preceding a cause-of-death code indicates that the code is not included in the *International Classification of Diseases, Tenth Revision* (ICD–10), Second Edition; see Technical Notes]

| Rank <sup>1</sup>              | Cause of death<br>(based on ICD–10, 2004),<br>age, race, and sex  | Number | Percent<br>of total<br>deaths | Mortality<br>rate | Rank <sup>1</sup>          | Cause of death<br>(based on ICD–10, 2004),<br>age, race, and sex  | Number | Percent<br>of total<br>deaths | Mortality<br>rate |
|--------------------------------|---|--------|-------------------------------|-------------------|----------------------------|---|--------|-------------------------------|-------------------|
| Infants, all races, both sexes |   |        |                               |                   | Infants, white, both sexes |   |        |                               |                   |
| ...                            | All causes . . . . .  | 24,586 | 100.0                         | 614.7             | ...                        | All causes . . . . .  | 15,954 | 100.0                         | 519.8             |
| 1                              | Congenital malformations, deformations and<br>chromosomal abnormalities . . . . (Q00–Q99)                 | 5,107  | 20.8                          | 127.7             | 1                          | Congenital malformations, deformations and<br>chromosomal abnormalities . . . . (Q00–Q99)                 | 3,822  | 24.0                          | 124.5             |
| 2                              | Disorders related to short gestation and<br>low birth weight, not elsewhere<br>classified . . . . . (P07) | 4,148  | 16.9                          | 103.7             | 2                          | Disorders related to short gestation and<br>low birth weight, not elsewhere<br>classified . . . . . (P07) | 2,314  | 14.5                          | 75.4              |
| 3                              | Sudden infant death syndrome . . . . . (R95)  | 2,063  | 8.4                           | 51.6              | 3                          | Sudden infant death syndrome . . . . . (R95)  | 1,311  | 8.2                           | 42.7              |
| 4                              | Newborn affected by maternal complications<br>of pregnancy . . . . . (P01)                                | 1,561  | 6.3                           | 39.0              | 4                          | Newborn affected by maternal complications<br>of pregnancy . . . . . (P01)                                | 991    | 6.2                           | 32.3              |
| 5                              | Accidents (unintentional injuries) . . . (V01–X59)  | 1,110  | 4.5                           | 27.8              | 5                          | Accidents (unintentional injuries) . . . (V01–X59)  | 703    | 4.4                           | 22.9              |
| 6                              | Newborn affected by complications<br>of placenta, cord and membranes . . . . (P02)                        | 1,030  | 4.2                           | 25.8              | 6                          | Newborn affected by complications<br>of placenta, cord and membranes . . . . (P02)                        | 643    | 4.0                           | 20.9              |
| 7                              | Bacterial sepsis of newborn . . . . . (P36)   | 583    | 2.4                           | 14.6              | 7                          | Bacterial sepsis of newborn . . . . . (P36)   | 382    | 2.4                           | 12.4              |
| 8                              | Respiratory distress of newborn . . . . . (P22)   | 514    | 2.1                           | 12.9              | 8                          | Neonatal hemorrhage . . . . . (P50–P52,P54)   | 337    | 2.1                           | 11.0              |
| 9                              | Diseases of the circulatory system . . . (I00–I99)  | 507    | 2.1                           | 12.7              | 9                          | Diseases of the circulatory system . . . (I00–I99)  | 326    | 2.0                           | 10.6              |
| 10                             | Necrotizing enterocolitis of newborn . . . (P77)  | 472    | 1.9                           | 11.8              | 10                         | Respiratory distress of newborn . . . . . (P22)   | 318    | 2.0                           | 10.4              |
| ...                            | All other causes . . . . . (residual)   | 7,491  | 30.5                          | 187.3             | ...                        | All other causes . . . . . (residual)   | 4,807  | 30.1                          | 156.6             |
| Infants, all races, male       |   |        |                               |                   | Infants, white, male       |   |        |                               |                   |
| ...                            | All causes . . . . .  | 13,702 | 100.0                         | 669.4             | ...                        | All causes . . . . .  | 8,871  | 100.0                         | 564.5             |
| 1                              | Congenital malformations, deformations and<br>chromosomal abnormalities . . . . (Q00–Q99)                 | 2,618  | 19.1                          | 127.9             | 1                          | Congenital malformations, deformations and<br>chromosomal abnormalities . . . . (Q00–Q99)                 | 1,941  | 21.9                          | 123.5             |
| 2                              | Disorders related to short gestation and<br>low birth weight, not elsewhere<br>classified . . . . . (P07) | 2,319  | 16.9                          | 113.3             | 2                          | Disorders related to short gestation and<br>low birth weight, not elsewhere<br>classified . . . . . (P07) | 1,294  | 14.6                          | 82.3              |
| 3                              | Sudden infant death syndrome . . . . . (R95)  | 1,211  | 8.8                           | 59.2              | 3                          | Sudden infant death syndrome . . . . . (R95)  | 771    | 8.7                           | 49.1              |
| 4                              | Newborn affected by maternal complications<br>of pregnancy . . . . . (P01)                                | 856    | 6.2                           | 41.8              | 4                          | Newborn affected by maternal complications<br>of pregnancy . . . . . (P01)                                | 554    | 6.2                           | 35.3              |
| 5                              | Accidents (unintentional injuries) . . . (V01–X59)  | 637    | 4.6                           | 31.1              | 5                          | Accidents (unintentional injuries) . . . (V01–X59)  | 402    | 4.5                           | 25.6              |
| 6                              | Newborn affected by complications<br>of placenta, cord and membranes . . . . (P02)                        | 553    | 4.0                           | 27.0              | 6                          | Newborn affected by complications<br>of placenta, cord and membranes . . . . (P02)                        | 353    | 4.0                           | 22.5              |
| 7                              | Bacterial sepsis of newborn . . . . . (P36)   | 325    | 2.4                           | 15.9              | 7                          | Bacterial sepsis of newborn . . . . . (P36)   | 213    | 2.4                           | 13.6              |
| 8                              | Respiratory distress of newborn . . . . . (P22)   | 312    | 2.3                           | 15.2              | 8                          | Neonatal hemorrhage . . . . . (P50–P52,P54)   | 202    | 2.3                           | 12.9              |
| 9                              | Diseases of the circulatory system . . . (I00–I99)  | 286    | 2.1                           | 14.0              | 9                          | Respiratory distress of newborn . . . . . (P22)   | 194    | 2.2                           | 12.3              |
| 9                              | Neonatal hemorrhage . . . . . (P50–P52,P54)   | 286    | 2.1                           | 14.0              | 10                         | Diseases of the circulatory system . . . (I00–I99)  | 181    | 2.0                           | 11.5              |
| ...                            | All other causes . . . . . (residual)   | 4,299  | 31.4                          | 210.0             | ...                        | All other causes . . . . . (residual)   | 2,766  | 31.2                          | 176.0             |
| Infants, all races, female     |   |        |                               |                   | Infants, white, female     |   |        |                               |                   |
| ...                            | All causes . . . . .  | 10,884 | 100.0                         | 557.5             | ...                        | All causes . . . . .  | 7,083  | 100.0                         | 472.9             |
| 1                              | Congenital malformations, deformations and<br>chromosomal abnormalities . . . . (Q00–Q99)                 | 2,489  | 22.9                          | 127.5             | 1                          | Congenital malformations, deformations and<br>chromosomal abnormalities . . . . (Q00–Q99)                 | 1,881  | 26.6                          | 125.6             |
| 2                              | Disorders related to short gestation and<br>low birth weight, not elsewhere<br>classified . . . . . (P07) | 1,829  | 16.8                          | 93.7              | 2                          | Disorders related to short gestation and<br>low birth weight, not elsewhere<br>classified . . . . . (P07) | 1,020  | 14.4                          | 68.1              |
| 3                              | Sudden infant death syndrome . . . . . (R95)  | 852    | 7.8                           | 43.6              | 3                          | Sudden infant death syndrome . . . . . (R95)  | 540    | 7.6                           | 36.1              |
| 4                              | Newborn affected by maternal complications<br>of pregnancy . . . . . (P01)                                | 705    | 6.5                           | 36.1              | 4                          | Newborn affected by maternal complications<br>of pregnancy . . . . . (P01)                                | 437    | 6.2                           | 29.2              |
| 5                              | Newborn affected by complications<br>of placenta, cord and membranes . . . . (P02)                        | 477    | 4.4                           | 24.4              | 5                          | Accidents (unintentional injuries) . . . (V01–X59)  | 301    | 4.2                           | 20.1              |
| 6                              | Accidents (unintentional injuries) . . . (V01–X59)  | 473    | 4.3                           | 24.2              | 6                          | Newborn affected by complications<br>of placenta, cord and membranes . . . . (P02)                        | 290    | 4.1                           | 19.4              |
| 7                              | Bacterial sepsis of newborn . . . . . (P36)   | 258    | 2.4                           | 13.2              | 7                          | Bacterial sepsis of newborn . . . . . (P36)   | 169    | 2.4                           | 11.3              |
| 8                              | Diseases of the circulatory system . . . (I00–I99)  | 221    | 2.0                           | 11.3              | 8                          | Diseases of the circulatory system . . . (I00–I99)  | 145    | 2.0                           | 9.7               |
| 9                              | Respiratory distress of newborn . . . . . (P22)   | 202    | 1.9                           | 10.3              | 9                          | Neonatal hemorrhage . . . . . (P50–P52,P54)   | 135    | 1.9                           | 9.0               |
| 10                             | Necrotizing enterocolitis of newborn . . . (P77)  | 194    | 1.8                           | 9.9               | 10                         | Respiratory distress of newborn . . . . . (P22)   | 124    | 1.8                           | 8.3               |
| ...                            | All other causes . . . . . (residual)   | 3,184  | 29.3                          | 163.1             | ...                        | All other causes . . . . . (residual)   | 2,041  | 28.8                          | 136.3             |

See footnotes at end of table.

**Table 3. Infant, neonatal, and postneonatal deaths, percentage of total deaths, and mortality rates for the 10 leading causes of infant death, by race and sex: United States, 2010—Con.**

[Rates are for infant (under 1 year), neonatal (under 28 days), and postneonatal (28 days–11 months) deaths per 100,000 live births in specified group. Deaths for races other than white or black should be interpreted with caution because of inconsistencies between reporting race on birth and death certificates. Deaths are based on race of decedent; live births are based on race of mother; see Technical Notes. An asterisk (\*) preceding a cause-of-death code indicates that the code is not included in the *International Classification of Diseases, Tenth Revision* (ICD–10), Second Edition; see Technical Notes]

| Rank <sup>1</sup>          | Cause of death<br>(based on ICD–10, 2004),<br>age, race, and sex  | Number | Percent<br>of total<br>deaths | Mortality<br>rate | Rank <sup>1</sup>  | Cause of death<br>(based on ICD–10, 2004),<br>age, race, and sex  | Number | Percent<br>of total<br>deaths | Mortality<br>rate |
|----------------------------|---|--------|-------------------------------|-------------------|--|---|--------|-------------------------------|-------------------|
| Infants, black, both sexes |   |        |                               |                   | Infants, American Indian or<br>Alaska Native, both sexes |   |        |                               |                   |
| ...                        | All causes . . . . .  | 7,401  | 100.0                         | 1,162.9           | ...  | All causes . . . . .  | 354    | 100.0                         | 757.1             |
| 1                          | Disorders related to short gestation and<br>low birth weight, not elsewhere<br>classified . . . . . (P07) | 1,635  | 22.1                          | 256.9             | 1  | Congenital malformations, deformations and<br>chromosomal abnormalities . . . . . (Q00–Q99)               | 84     | 23.7                          | 179.6             |
| 2                          | Congenital malformations, deformations and<br>chromosomal abnormalities . . . . . (Q00–Q99)               | 1,010  | 13.6                          | 158.7             | 2  | Disorders related to short gestation and<br>low birth weight, not elsewhere<br>classified . . . . . (P07) | 44     | 12.4                          | 94.1              |
| 3                          | Sudden infant death syndrome . . . . . (R95)  | 668    | 9.0                           | 105.0             | 3  | Sudden infant death syndrome . . . . . (R95)  | 38     | 10.7                          | 81.3              |
| 4                          | Newborn affected by maternal complications<br>of pregnancy . . . . . (P01)                                | 486    | 6.6                           | 76.4              | 4  | Accidents (unintentional injuries) . . . . . (V01–X59)  | 26     | 7.3                           | 55.6              |
| 5                          | Accidents (unintentional injuries) . . . . . (V01–X59)  | 354    | 4.8                           | 55.6              | 5  | Newborn affected by complications<br>of placenta, cord and membranes . . . . . (P02)                      | 16     | 4.5                           | *                 |
| 6                          | Newborn affected by complications<br>of placenta, cord and membranes . . . . . (P02)                      | 327    | 4.4                           | 51.4              | 6  | Newborn affected by maternal complications<br>of pregnancy . . . . . (P01)                                | 11     | 3.1                           | *                 |
| 7                          | Respiratory distress of newborn . . . . . (P22)   | 176    | 2.4                           | 27.7              | 7  | Influenza and pneumonia . . . . . (J09–J18)   | 9      | 2.5                           | *                 |
| 7                          | Bacterial sepsis of newborn . . . . . (P36)   | 176    | 2.4                           | 27.7              | 8  | Diseases of the circulatory system . . . . . (I00–I99)  | 8      | 2.3                           | *                 |
| 9                          | Necrotizing enterocolitis of newborn . . . . . (P77)  | 174    | 2.4                           | 27.3              | 9  | Diarrhea and gastroenteritis of infectious<br>origin . . . . . (A09)                                      | 6      | 1.7                           | *                 |
| 10                         | Diseases of the circulatory system . . . . . (I00–I99)  | 152    | 2.1                           | 23.9              | 9  | Intrauterine hypoxia and birth<br>asphyxia . . . . . (P20–P21)  | 6      | 1.7                           | *                 |
| ...                        | All other causes . . . . . (residual)   | 2,243  | 30.3                          | 352.4             | ...  | All other causes . . . . . (residual)   | 106    | 29.9                          | 226.7             |
| Infants, black, male       |   |        |                               |                   | Infants, American Indian or<br>Alaska Native, male       |   |        |                               |                   |
| ...                        | All causes . . . . .  | 4,116  | 100.0                         | 1,270.5           | ...  | All causes . . . . .  | 213    | 100.0                         | 899.8             |
| 1                          | Disorders related to short gestation and<br>low birth weight, not elsewhere<br>classified . . . . . (P07) | 907    | 22.0                          | 280.0             | 1  | Congenital malformations, deformations and<br>chromosomal abnormalities . . . . . (Q00–Q99)               | 47     | 22.1                          | 198.5             |
| 2                          | Congenital malformations, deformations and<br>chromosomal abnormalities . . . . . (Q00–Q99)               | 530    | 12.9                          | 163.6             | 2  | Disorders related to short gestation and<br>low birth weight, not elsewhere<br>classified . . . . . (P07) | 23     | 10.8                          | 97.2              |
| 3                          | Sudden infant death syndrome . . . . . (R95)  | 395    | 9.6                           | 121.9             | 3  | Sudden infant death syndrome . . . . . (R95)  | 21     | 9.9                           | 88.7              |
| 4                          | Newborn affected by maternal complications<br>of pregnancy . . . . . (P01)                                | 255    | 6.2                           | 78.7              | 4  | Accidents (unintentional injuries) . . . . . (V01–X59)  | 16     | 7.5                           | *                 |
| 5                          | Accidents (unintentional injuries) . . . . . (V01–X59)  | 202    | 4.9                           | 62.4              | 5  | Newborn affected by complications<br>of placenta, cord and membranes . . . . . (P02)                      | 13     | 6.1                           | *                 |
| 6                          | Newborn affected by complications<br>of placenta, cord and membranes . . . . . (P02)                      | 159    | 3.9                           | 49.1              | 6  | Newborn affected by maternal complications<br>of pregnancy . . . . . (P01)                                | 8      | 3.8                           | *                 |
| 7                          | Respiratory distress of newborn . . . . . (P22)   | 106    | 2.6                           | 32.7              | 7  | Diseases of the circulatory system . . . . . (I00–I99)  | 6      | 2.8                           | *                 |
| 8                          | Bacterial sepsis of newborn . . . . . (P36)   | 99     | 2.4                           | 30.6              | 8  | Influenza and pneumonia . . . . . (J09–J18)   | 5      | 2.3                           | *                 |
| 8                          | Necrotizing enterocolitis of newborn . . . . . (P77)  | 99     | 2.4                           | 30.6              | 9  | Bronchitis, chronic and unspecified . . . . . (J40–J42)   | 4      | 1.9                           | *                 |
| 10                         | Diseases of the circulatory system . . . . . (I00–I99)  | 88     | 2.1                           | 27.2              | 9  | Intrauterine hypoxia and birth<br>asphyxia . . . . . (P20–P21)  | 4      | 1.9                           | *                 |
| ...                        | All other causes . . . . . (residual)   | 1,276  | 31.0                          | 393.9             | ...  | All other causes . . . . . (residual)   | 62     | 29.1                          | 261.9             |
| Infants, black, female     |   |        |                               |                   |  |   |        |                               |                   |
| ...                        | All causes . . . . .  | 3,285  | 100.0                         | 1,051.3           | 9  | Bacterial sepsis of newborn . . . . . (P36)   | 4      | 1.9                           | *                 |
| 1                          | Disorders related to short gestation and<br>low birth weight, not elsewhere<br>classified . . . . . (P07) | 728    | 22.2                          | 233.0             | ...  | All other causes . . . . . (residual)   | 62     | 29.1                          | 261.9             |
| 2                          | Congenital malformations, deformations and<br>chromosomal abnormalities . . . . . (Q00–Q99)               | 480    | 14.6                          | 153.6             |  |   |        |                               |                   |
| 3                          | Sudden infant death syndrome . . . . . (R95)  | 273    | 8.3                           | 87.4              |  |   |        |                               |                   |
| 4                          | Newborn affected by maternal complications<br>of pregnancy . . . . . (P01)                                | 231    | 7.0                           | 73.9              |  |   |        |                               |                   |
| 5                          | Newborn affected by complications<br>of placenta, cord and membranes . . . . . (P02)                      | 168    | 5.1                           | 53.8              |  |   |        |                               |                   |
| 6                          | Accidents (unintentional injuries) . . . . . (V01–X59)  | 152    | 4.6                           | 48.6              |  |   |        |                               |                   |
| 7                          | Bacterial sepsis of newborn . . . . . (P36)   | 77     | 2.3                           | 24.6              |  |   |        |                               |                   |
| 8                          | Necrotizing enterocolitis of newborn . . . . . (P77)  | 75     | 2.3                           | 24.0              |  |   |        |                               |                   |
| 9                          | Respiratory distress of newborn . . . . . (P22)   | 70     | 2.1                           | 22.4              |  |   |        |                               |                   |
| 10                         | Diseases of the circulatory system . . . . . (I00–I99)  | 64     | 1.9                           | 20.5              |  |   |        |                               |                   |
| ...                        | All other causes . . . . . (residual)   | 967    | 29.4                          | 309.5             |  |   |        |                               |                   |

See footnotes at end of table.

**Table 3. Infant, neonatal, and postneonatal deaths, percentage of total deaths, and mortality rates for the 10 leading causes of infant death, by race and sex: United States, 2010—Con.**

[Rates are for infant (under 1 year), neonatal (under 28 days), and postneonatal (28 days–11 months) deaths per 100,000 live births in specified group. Deaths for races other than white or black should be interpreted with caution because of inconsistencies between reporting race on birth and death certificates. Deaths are based on race of decedent; live births are based on race of mother; see Technical Notes. An asterisk (\*) preceding a cause-of-death code indicates that the code is not included in the *International Classification of Diseases, Tenth Revision* (ICD–10), Second Edition; see Technical Notes]

| Rank <sup>1</sup>                                    | Cause of death<br>(based on ICD–10, 2004),<br>age, race, and sex  | Number | Percent<br>of total<br>deaths | Mortality<br>rate | Rank <sup>1</sup>                          | Cause of death<br>(based on ICD–10, 2004),<br>age, race, and sex  | Number | Percent<br>of total<br>deaths | Mortality<br>rate |
|--|---|--------|-------------------------------|-------------------|--|---|--------|-------------------------------|-------------------|
| Infants, American Indian or<br>Alaska Native, female |   |        |                               |                   | Infants, Asian or Pacific Islander, male   |   |        |                               |                   |
| ...  | All causes . . . . .  | 141    | 100.0                         | 610.7             | ...  | All causes . . . . .  | 502    | 100.0                         | 392.7             |
| 1  | Congenital malformations, deformations and<br>chromosomal abnormalities . . . . (Q00–Q99)                               | 37     | 26.2                          | 160.3             | 1  | Congenital malformations, deformations and<br>chromosomal abnormalities . . . . (Q00–Q99)                 | 100    | 19.9                          | 78.2              |
| 2  | Disorders related to short gestation and<br>low birth weight, not elsewhere<br>classified . . . . . (P07)               | 21     | 14.9                          | 91.0              | 2  | Disorders related to short gestation and<br>low birth weight, not elsewhere<br>classified . . . . . (P07) | 95     | 18.9                          | 74.3              |
| 3  | Sudden infant death syndrome . . . . . (R95)  | 17     | 12.1                          | *                 | 3  | Newborn affected by maternal complications<br>of pregnancy . . . . . (P01)                                | 39     | 7.8                           | 30.5              |
| 4  | Accidents (unintentional injuries) . . . (V01–X59)  | 10     | 7.1                           | *                 | 4  | Newborn affected by complications<br>of placenta, cord and membranes . . . . (P02)                        | 28     | 5.6                           | 21.9              |
| 5  | Influenza and pneumonia . . . . . (J09–J18)   | 4      | 2.8                           | *                 | 5  | Sudden infant death syndrome . . . . . (R95)  | 24     | 4.8                           | 18.8              |
| 6  | Diarrhea and gastroenteritis of infectious<br>origin . . . . . (A09)  | 3      | 2.1                           | *                 | 6  | Accidents (unintentional injuries) . . . (V01–X59)  | 17     | 3.4                           | *                 |
| 6  | Newborn affected by maternal complications<br>of pregnancy . . . . . (P01)  | 3      | 2.1                           | *                 | 7  | Diseases of the circulatory system . . . (I00–I99)  | 11     | 2.2                           | *                 |
| 6  | Newborn affected by complications<br>of placenta, cord and membranes . . . . (P02)                                      | 3      | 2.1                           | *                 | 7  | Intrauterine hypoxia and birth<br>asphyxia . . . . . (P20–P21)  | 11     | 2.2                           | *                 |
| 9  | Volume depletion, disorders of fluid, electrolyte<br>and acid-base balance . . . . . (E86–E87)                          | 2      | 1.4                           | *                 | 9  | Respiratory distress of newborn . . . . . (P22)   | 10     | 2.0                           | *                 |
| 9  | Diseases of the circulatory system . . . (I00–I99)  | 2      | 1.4                           | *                 | 10   | Bacterial sepsis of newborn . . . . . (P36)   | 9      | 1.8                           | *                 |
| 9  | Newborn affected by other maternal conditions<br>which may be unrelated to present<br>pregnancy . . . . . (P00.1–P00.9) | 2      | 1.4                           | *                 | ...  | All other causes . . . . . (residual)   | 158    | 31.5                          | 123.6             |
| 9  | Intrauterine hypoxia and birth<br>asphyxia . . . . . (P20–P21)  | 2      | 1.4                           | *                 | Infants, Asian or Pacific Islander, female |   |        |                               |                   |
| 9  | Respiratory distress of newborn . . . . . (P22)   | 2      | 1.4                           | *                 | ...  | All causes . . . . .  | 375    | 100.0                         | 315.0             |
| 9  | Neonatal hemorrhage . . . . . (P50–P52,P54)   | 2      | 1.4                           | *                 | 1  | Congenital malformations, deformations and<br>chromosomal abnormalities . . . . (Q00–Q99)                 | 91     | 24.3                          | 76.4              |
| 9  | Assault (homicide) . . . . . (*U01,X85–Y09)   | 2      | 1.4                           | *                 | 2  | Disorders related to short gestation and<br>low birth weight, not elsewhere<br>classified . . . . . (P07) | 60     | 16.0                          | 50.4              |
| ...  | All other causes . . . . . (residual)   | 29     | 20.6                          | 125.6             | 3  | Newborn affected by maternal complications<br>of pregnancy . . . . . (P01)                                | 34     | 9.1                           | 28.6              |
| Infants, Asian or Pacific Islander, both sexes       |   |        |                               |                   | 4  | Sudden infant death syndrome . . . . . (R95)  | 22     | 5.9                           | 18.5              |
| ...  | All causes . . . . .  | 877    | 100.0                         | 355.2             | 5  | Newborn affected by complications<br>of placenta, cord and membranes . . . . (P02)                        | 16     | 4.3                           | *                 |
| 1  | Congenital malformations, deformations and<br>chromosomal abnormalities . . . . (Q00–Q99)                               | 191    | 21.8                          | 77.4              | 6  | Bacterial sepsis of newborn . . . . . (P36)   | 11     | 2.9                           | *                 |
| 2  | Disorders related to short gestation and<br>low birth weight, not elsewhere<br>classified . . . . . (P07)               | 155    | 17.7                          | 62.8              | 7  | Diseases of the circulatory system . . . (I00–I99)  | 10     | 2.7                           | *                 |
| 3  | Newborn affected by maternal complications<br>of pregnancy . . . . . (P01)  | 73     | 8.3                           | 29.6              | 7  | Accidents (unintentional injuries) . . . (V01–X59)  | 10     | 2.7                           | *                 |
| 4  | Sudden infant death syndrome . . . . . (R95)  | 46     | 5.2                           | 18.6              | 9  | Septicemia . . . . . (A40–A41)  | 7      | 1.9                           | *                 |
| 5  | Newborn affected by complications<br>of placenta, cord and membranes . . . . (P02)                                      | 44     | 5.0                           | 17.8              | 9  | Intrauterine hypoxia and birth<br>asphyxia . . . . . (P20–P21)  | 7      | 1.9                           | *                 |
| 6  | Accidents (unintentional injuries) . . . (V01–X59)  | 27     | 3.1                           | 10.9              | ...  | All other causes . . . . . (residual)   | 107    | 28.5                          | 89.9              |
| 7  | Diseases of the circulatory system . . . (I00–I99)  | 21     | 2.4                           | 8.5               | Neonates, all races, both sexes            |   |        |                               |                   |
| 8  | Bacterial sepsis of newborn . . . . . (P36)   | 20     | 2.3                           | 8.1               | ...  | All causes . . . . .  | 16,188 | 100.0                         | 404.8             |
| 9  | Intrauterine hypoxia and birth<br>asphyxia . . . . . (P20–P21)  | 18     | 2.1                           | *                 | 1  | Disorders related to short gestation and<br>low birth weight, not elsewhere<br>classified . . . . . (P07) | 4,063  | 25.1                          | 101.6             |
| 10   | Respiratory distress of newborn . . . . . (P22)   | 16     | 1.8                           | *                 | 2  | Congenital malformations, deformations and<br>chromosomal abnormalities . . . . (Q00–Q99)                 | 3,605  | 22.3                          | 90.1              |
| ...  | All other causes . . . . . (residual)   | 266    | 30.3                          | 107.7             | 3  | Newborn affected by maternal complications<br>of pregnancy . . . . . (P01)                                | 1,547  | 9.6                           | 38.7              |
| See footnotes at end of table.                       |   |        |                               |                   | 4  | Newborn affected by complications<br>of placenta, cord and membranes . . . . (P02)                        | 1,015  | 6.3                           | 25.4              |
|  |   |        |                               |                   | 5  | Bacterial sepsis of newborn . . . . . (P36)   | 552    | 3.4                           | 13.8              |
|  |   |        |                               |                   | 6  | Respiratory distress of newborn . . . . . (P22)   | 497    | 3.1                           | 12.4              |
|  |   |        |                               |                   | 7  | Neonatal hemorrhage . . . . . (P50–P52,P54)   | 458    | 2.8                           | 11.5              |
|  |   |        |                               |                   | 8  | Necrotizing enterocolitis of newborn . . . . (P77)  | 409    | 2.5                           | 10.2              |
|  |   |        |                               |                   | 9  | Intrauterine hypoxia and birth<br>asphyxia . . . . . (P20–P21)  | 300    | 1.9                           | 7.5               |
|  |   |        |                               |                   | 10   | Atelectasis . . . . . (P28.0–P28.1)   | 231    | 1.4                           | 5.8               |
|  |   |        |                               |                   | ...  | All other causes . . . . . (residual)   | 3,511  | 21.7                          | 87.8              |



**Table 3. Infant, neonatal, and postneonatal deaths, percentage of total deaths, and mortality rates for the 10 leading causes of infant death, by race and sex: United States, 2010—Con.**

[Rates are for infant (under 1 year), neonatal (under 28 days), and postneonatal (28 days–11 months) deaths per 100,000 live births in specified group. Deaths for races other than white or black should be interpreted with caution because of inconsistencies between reporting race on birth and death certificates. Deaths are based on race of decedent; live births are based on race of mother; see Technical Notes. An asterisk (\*) preceding a cause-of-death code indicates that the code is not included in the *International Classification of Diseases, Tenth Revision* (ICD–10), Second Edition; see Technical Notes]

| Rank <sup>1</sup>           | Cause of death<br>(based on ICD–10, 2004),<br>age, race, and sex                          | Number | Percent<br>of total<br>deaths | Mortality<br>rate | Rank <sup>1</sup>           | Cause of death<br>(based on ICD–10, 2004),<br>age, race, and sex                          | Number | Percent<br>of total<br>deaths | Mortality<br>rate |
|-----------------------------|---|--------|-------------------------------|-------------------|-----------------------------|---|--------|-------------------------------|-------------------|
| Neonates, all races, male   |   |        |                               |                   | Neonates, white, male       |   |        |                               |                   |
| ...                         | All causes  | 8,953  | 100.0                         | 437.4             | ...                         | All causes  | 5,856  | 100.0                         | 372.6             |
| 1                           | Disorders related to short gestation and low birth weight, not elsewhere classified (P07) | 2,279  | 25.5                          | 111.3             | 1                           | Congenital malformations, deformations and chromosomal abnormalities (Q00–Q99)            | 1,426  | 24.4                          | 90.7              |
| 2                           | Congenital malformations, deformations and chromosomal abnormalities (Q00–Q99)            | 1,880  | 21.0                          | 91.8              | 2                           | Disorders related to short gestation and low birth weight, not elsewhere classified (P07) | 1,267  | 21.6                          | 80.6              |
| 3                           | Newborn affected by maternal complications of pregnancy (P01)                             | 850    | 9.5                           | 41.5              | 3                           | Newborn affected by maternal complications of pregnancy (P01)                             | 551    | 9.4                           | 35.1              |
| 4                           | Newborn affected by complications of placenta, cord and membranes (P02)                   | 543    | 6.1                           | 26.5              | 4                           | Newborn affected by complications of placenta, cord and membranes (P02)                   | 345    | 5.9                           | 22.0              |
| 5                           | Bacterial sepsis of newborn (P36)   | 310    | 3.5                           | 15.1              | 5                           | Bacterial sepsis of newborn (P36)   | 202    | 3.4                           | 12.9              |
| 6                           | Respiratory distress of newborn (P22)   | 297    | 3.3                           | 14.5              | 6                           | Neonatal hemorrhage (P50–P52,P54)   | 200    | 3.4                           | 12.7              |
| 7                           | Neonatal hemorrhage (P50–P52,P54)   | 280    | 3.1                           | 13.7              | 7                           | Respiratory distress of newborn (P22)   | 186    | 3.2                           | 11.8              |
| 8                           | Necrotizing enterocolitis of newborn (P77)  | 246    | 2.7                           | 12.0              | 8                           | Necrotizing enterocolitis of newborn (P77)  | 154    | 2.6                           | 9.8               |
| 9                           | Intrauterine hypoxia and birth asphyxia (P20–P21)   | 170    | 1.9                           | 8.3               | 9                           | Intrauterine hypoxia and birth asphyxia (P20–P21)   | 117    | 2.0                           | 7.4               |
| 10                          | Atelectasis (P28.0–P28.1)   | 129    | 1.4                           | 6.3               | 10                          | Atelectasis (P28.0–P28.1)   | 96     | 1.6                           | 6.1               |
| ...                         | All other causes (residual)   | 1,969  | 22.0                          | 96.2              | ...                         | All other causes (residual)   | 1,312  | 22.4                          | 83.5              |
| Neonates, all races, female |   |        |                               |                   | Neonates, white, female     |   |        |                               |                   |
| ...                         | All causes  | 7,235  | 100.0                         | 370.6             | ...                         | All causes  | 4,756  | 100.0                         | 317.5             |
| 1                           | Disorders related to short gestation and low birth weight, not elsewhere classified (P07) | 1,784  | 24.7                          | 91.4              | 1                           | Congenital malformations, deformations and chromosomal abnormalities (Q00–Q99)            | 1,334  | 28.0                          | 89.1              |
| 2                           | Congenital malformations, deformations and chromosomal abnormalities (Q00–Q99)            | 1,725  | 23.8                          | 88.4              | 2                           | Disorders related to short gestation and low birth weight, not elsewhere classified (P07) | 1,000  | 21.0                          | 66.8              |
| 3                           | Newborn affected by maternal complications of pregnancy (P01)                             | 697    | 9.6                           | 35.7              | 3                           | Newborn affected by maternal complications of pregnancy (P01)                             | 430    | 9.0                           | 28.7              |
| 4                           | Newborn affected by complications of placenta, cord and membranes (P02)                   | 472    | 6.5                           | 24.2              | 4                           | Newborn affected by complications of placenta, cord and membranes (P02)                   | 288    | 6.1                           | 19.2              |
| 5                           | Bacterial sepsis of newborn (P36)   | 242    | 3.3                           | 12.4              | 5                           | Bacterial sepsis of newborn (P36)   | 158    | 3.3                           | 10.5              |
| 6                           | Respiratory distress of newborn (P22)   | 200    | 2.8                           | 10.2              | 6                           | Neonatal hemorrhage (P50–P52,P54)   | 133    | 2.8                           | 8.9               |
| 7                           | Neonatal hemorrhage (P50–P52,P54)   | 178    | 2.5                           | 9.1               | 7                           | Respiratory distress of newborn (P22)   | 122    | 2.6                           | 8.1               |
| 8                           | Necrotizing enterocolitis of newborn (P77)  | 163    | 2.3                           | 8.3               | 8                           | Necrotizing enterocolitis of newborn (P77)  | 96     | 2.0                           | 6.4               |
| 9                           | Intrauterine hypoxia and birth asphyxia (P20–P21)   | 130    | 1.8                           | 6.7               | 9                           | Intrauterine hypoxia and birth asphyxia (P20–P21)   | 91     | 1.9                           | 6.1               |
| 10                          | Atelectasis (P28.0–P28.1)   | 102    | 1.4                           | 5.2               | 10                          | Atelectasis (P28.0–P28.1)   | 73     | 1.5                           | 4.9               |
| ...                         | All other causes (residual)   | 1,542  | 21.3                          | 79.0              | ...                         | All other causes (residual)   | 1,031  | 21.7                          | 68.8              |
| Neonates, white, both sexes |   |        |                               |                   | Neonates, black, both sexes |   |        |                               |                   |
| ...                         | All causes  | 10,612 | 100.0                         | 345.7             | ...                         | All causes  | 4,769  | 100.0                         | 749.3             |
| 1                           | Congenital malformations, deformations and chromosomal abnormalities (Q00–Q99)            | 2,760  | 26.0                          | 89.9              | 1                           | Disorders related to short gestation and low birth weight, not elsewhere classified (P07) | 1,600  | 33.6                          | 251.4             |
| 2                           | Disorders related to short gestation and low birth weight, not elsewhere classified (P07) | 2,267  | 21.4                          | 73.9              | 2                           | Congenital malformations, deformations and chromosomal abnormalities (Q00–Q99)            | 658    | 13.8                          | 103.4             |
| 3                           | Newborn affected by maternal complications of pregnancy (P01)                             | 981    | 9.2                           | 32.0              | 3                           | Newborn affected by maternal complications of pregnancy (P01)                             | 483    | 10.1                          | 75.9              |
| 4                           | Newborn affected by complications of placenta, cord and membranes (P02)                   | 633    | 6.0                           | 20.6              | 4                           | Newborn affected by complications of placenta, cord and membranes (P02)                   | 322    | 6.8                           | 50.6              |
| 5                           | Bacterial sepsis of newborn (P36)   | 360    | 3.4                           | 11.7              | 5                           | Respiratory distress of newborn (P22)   | 170    | 3.6                           | 26.7              |
| 6                           | Neonatal hemorrhage (P50–P52,P54)   | 333    | 3.1                           | 10.8              | 6                           | Bacterial sepsis of newborn (P36)   | 167    | 3.5                           | 26.2              |
| 7                           | Respiratory distress of newborn (P22)   | 308    | 2.9                           | 10.0              | 7                           | Necrotizing enterocolitis of newborn (P77)  | 144    | 3.0                           | 22.6              |
| 8                           | Necrotizing enterocolitis of newborn (P77)  | 250    | 2.4                           | 8.1               | 8                           | Neonatal hemorrhage (P50–P52,P54)   | 112    | 2.3                           | 17.6              |
| 9                           | Intrauterine hypoxia and birth asphyxia (P20–P21)   | 208    | 2.0                           | 6.8               | 9                           | Intrauterine hypoxia and birth asphyxia (P20–P21)   | 68     | 1.4                           | 10.7              |
| 10                          | Atelectasis (P28.0–P28.1)   | 169    | 1.6                           | 5.5               | 10                          | Pulmonary hemorrhage originating in the perinatal period (P26)                            | 60     | 1.3                           | 9.4               |
| ...                         | All other causes (residual)   | 2,343  | 22.1                          | 76.3              | ...                         | All other causes (residual)   | 985    | 20.7                          | 154.8             |

See footnotes at end of table.

**Table 3. Infant, neonatal, and postneonatal deaths, percentage of total deaths, and mortality rates for the 10 leading causes of infant death, by race and sex: United States, 2010—Con.**

[Rates are for infant (under 1 year), neonatal (under 28 days), and postneonatal (28 days–11 months) deaths per 100,000 live births in specified group. Deaths for races other than white or black should be interpreted with caution because of inconsistencies between reporting race on birth and death certificates. Deaths are based on race of decedent; live births are based on race of mother; see Technical Notes. An asterisk (\*) preceding a cause-of-death code indicates that the code is not included in the *International Classification of Diseases, Tenth Revision* (ICD–10), Second Edition; see Technical Notes]

| Rank <sup>1</sup>       | Cause of death<br>(based on ICD–10, 2004),<br>age, race, and sex  | Number | Percent<br>of total<br>deaths | Mortality<br>rate | Rank <sup>1</sup>   | Cause of death<br>(based on ICD–10, 2004),<br>age, race, and sex  | Number | Percent<br>of total<br>deaths | Mortality<br>rate |
|-------------------------|---|--------|-------------------------------|-------------------|---|---|--------|-------------------------------|-------------------|
| Neonates, black, male   |   |        |                               |                   | Neonates, American Indian or<br>Alaska Native, both sexes |   |        |                               |                   |
| ...                     | All causes . . . . .  | 2,616  | 100.0                         | 807.5             | ...   | All causes . . . . .  | 189    | 100.0                         | 404.2             |
| 1                       | Disorders related to short gestation and<br>low birth weight, not elsewhere<br>classified . . . . . (P07) | 897    | 34.3                          | 276.9             | 1   | Congenital malformations, deformations and<br>chromosomal abnormalities . . . . (Q00–Q99)                               | 55     | 29.1                          | 117.6             |
| 2                       | Congenital malformations, deformations and<br>chromosomal abnormalities . . . . (Q00–Q99)                 | 345    | 13.2                          | 106.5             | 2   | Disorders related to short gestation and<br>low birth weight, not elsewhere<br>classified . . . . . (P07)               | 44     | 23.3                          | 94.1              |
| 3                       | Newborn affected by maternal complications<br>of pregnancy . . . . . (P01)                                | 253    | 9.7                           | 78.1              | 3   | Newborn affected by complications<br>of placenta, cord and membranes . . . . (P02)                                      | 16     | 8.5                           | *                 |
| 4                       | Newborn affected by complications<br>of placenta, cord and membranes . . . . (P02)                        | 157    | 6.0                           | 48.5              | 4   | Newborn affected by maternal complications<br>of pregnancy . . . . . (P01)  | 11     | 5.8                           | *                 |
| 5                       | Respiratory distress of newborn . . . . . (P22)   | 100    | 3.8                           | 30.9              | 5   | Intrauterine hypoxia and birth<br>asphyxia . . . . . (P20–P21)  | 6      | 3.2                           | *                 |
| 6                       | Bacterial sepsis of newborn . . . . . (P36)   | 95     | 3.6                           | 29.3              | 5   | Sudden infant death syndrome . . . . . (R95)  | 6      | 3.2                           | *                 |
| 7                       | Necrotizing enterocolitis of newborn . . . . (P77)  | 83     | 3.2                           | 25.6              | 7   | Bacterial sepsis of newborn . . . . . (P36)   | 5      | 2.6                           | *                 |
| 8                       | Neonatal hemorrhage . . . . . (P50–P52,P54)   | 71     | 2.7                           | 21.9              | 8   | Respiratory distress of newborn . . . . . (P22)   | 4      | 2.1                           | *                 |
| 9                       | Intrauterine hypoxia and birth<br>asphyxia . . . . . (P20–P21)  | 38     | 1.5                           | 11.7              | 9   | Newborn affected by other maternal conditions<br>which may be unrelated to present<br>pregnancy . . . . . (P00.1–P00.9) | 3      | 1.6                           | *                 |
| 10                      | Pulmonary hemorrhage originating in the<br>perinatal period . . . . . (P26)                               | 33     | 1.3                           | 10.2              | 9   | Neonatal hemorrhage . . . . . (P50–P52,P54)   | 3      | 1.6                           | *                 |
| ...                     | All other causes . . . . . (residual)   | 544    | 20.8                          | 167.9             | 9   | Necrotizing enterocolitis of newborn . . . . (P77)  | 3      | 1.6                           | *                 |
| Neonates, black, female |   |        |                               |                   | Neonates, American Indian or<br>Alaska Native, male       |   |        |                               |                   |
| ...                     | All causes . . . . .  | 2,153  | 100.0                         | 689.0             | ...   | All causes . . . . .  | 120    | 100.0                         | 506.9             |
| 1                       | Disorders related to short gestation and<br>low birth weight, not elsewhere<br>classified . . . . . (P07) | 703    | 32.7                          | 225.0             | 1   | Congenital malformations, deformations and<br>chromosomal abnormalities . . . . (Q00–Q99)                               | 35     | 29.2                          | 147.9             |
| 2                       | Congenital malformations, deformations and<br>chromosomal abnormalities . . . . (Q00–Q99)                 | 313    | 14.5                          | 100.2             | 2   | Disorders related to short gestation and<br>low birth weight, not elsewhere<br>classified . . . . . (P07)               | 23     | 19.2                          | 97.2              |
| 3                       | Newborn affected by maternal complications<br>of pregnancy . . . . . (P01)                                | 230    | 10.7                          | 73.6              | 3   | Newborn affected by complications<br>of placenta, cord and membranes . . . . (P02)                                      | 13     | 10.8                          | *                 |
| 4                       | Newborn affected by complications<br>of placenta, cord and membranes . . . . (P02)                        | 165    | 7.7                           | 52.8              | 4   | Newborn affected by maternal complications<br>of pregnancy . . . . . (P01)  | 8      | 6.7                           | *                 |
| 5                       | Bacterial sepsis of newborn . . . . . (P36)   | 72     | 3.3                           | 23.0              | 5   | Intrauterine hypoxia and birth<br>asphyxia . . . . . (P20–P21)  | 4      | 3.3                           | *                 |
| 6                       | Respiratory distress of newborn . . . . . (P22)   | 70     | 3.3                           | 22.4              | 5   | Bacterial sepsis of newborn . . . . . (P36)   | 4      | 3.3                           | *                 |
| 7                       | Necrotizing enterocolitis of newborn . . . . (P77)  | 61     | 2.8                           | 19.5              | 7   | Newborn affected by other complications<br>of labor and delivery . . . . . (P03)  | 2      | 1.7                           | *                 |
| 8                       | Neonatal hemorrhage . . . . . (P50–P52,P54)   | 41     | 1.9                           | 13.1              | 7   | Respiratory distress of newborn . . . . . (P22)   | 2      | 1.7                           | *                 |
| 9                       | Intrauterine hypoxia and birth<br>asphyxia . . . . . (P20–P21)  | 30     | 1.4                           | 9.6               | 7   | Necrotizing enterocolitis of newborn . . . . (P77)  | 2      | 1.7                           | *                 |
| 10                      | Sudden infant death syndrome . . . . . (R95)  | 28     | 1.3                           | 9.0               | 7   | Sudden infant death syndrome . . . . . (R95)  | 2      | 1.7                           | *                 |
| ...                     | All other causes . . . . . (residual)   | 440    | 20.4                          | 140.8             | ...   | All other causes . . . . . (residual)   | 25     | 20.8                          | 105.6             |

See footnotes at end of table.

**Table 3. Infant, neonatal, and postneonatal deaths, percentage of total deaths, and mortality rates for the 10 leading causes of infant death, by race and sex: United States, 2010—Con.**

[Rates are for infant (under 1 year), neonatal (under 28 days), and postneonatal (28 days–11 months) deaths per 100,000 live births in specified group. Deaths for races other than white or black should be interpreted with caution because of inconsistencies between reporting race on birth and death certificates. Deaths are based on race of decedent; live births are based on race of mother; see Technical Notes. An asterisk (\*) preceding a cause-of-death code indicates that the code is not included in the *International Classification of Diseases, Tenth Revision* (ICD–10), Second Edition; see Technical Notes]

| Rank <sup>1</sup>                                     | Cause of death<br>(based on ICD–10, 2004),<br>age, race, and sex  | Number | Percent<br>of total<br>deaths | Mortality<br>rate | Rank <sup>1</sup>                           | Cause of death<br>(based on ICD–10, 2004),<br>age, race, and sex  | Number | Percent<br>of total<br>deaths | Mortality<br>rate |
|---|---|--------|-------------------------------|-------------------|---|---|--------|-------------------------------|-------------------|
| Neonates, American Indian or<br>Alaska Native, female |   |        |                               |                   | Neonates, Asian or Pacific Islander, male   |   |        |                               |                   |
| ...   | All causes . . . . .  | 69     | 100.0                         | 298.9             | ...   | All causes . . . . .  | 361    | 100.0                         | 282.4             |
| 1   | Disorders related to short gestation and<br>low birth weight, not elsewhere<br>classified . . . . . (P07)               | 21     | 30.4                          | 91.0              | 1   | Disorders related to short gestation and<br>low birth weight, not elsewhere<br>classified . . . . . (P07) | 92     | 25.5                          | 72.0              |
| 2   | Congenital malformations, deformations and<br>chromosomal abnormalities . . . . (Q00–Q99)                               | 20     | 29.0                          | 86.6              | 2   | Congenital malformations, deformations and<br>chromosomal abnormalities . . . . (Q00–Q99)                 | 74     | 20.5                          | 57.9              |
| 3   | Sudden infant death syndrome . . . . . (R95)  | 4      | 5.8                           | *                 | 3   | Newborn affected by maternal complications<br>of pregnancy . . . . . (P01)                                | 38     | 10.5                          | 29.7              |
| 4   | Newborn affected by maternal complications<br>of pregnancy . . . . . (P01)  | 3      | 4.3                           | *                 | 4   | Newborn affected by complications<br>of placenta, cord and membranes . . . . (P02)                        | 28     | 7.8                           | 21.9              |
| 4   | Newborn affected by complications<br>of placenta, cord and membranes . . . . (P02)                                      | 3      | 4.3                           | *                 | 5   | Intrauterine hypoxia and birth<br>asphyxia . . . . . (P20–P21)  | 11     | 3.0                           | *                 |
| 6   | Newborn affected by other maternal conditions<br>which may be unrelated to present<br>pregnancy . . . . . (P00.1–P00.9) | 2      | 2.9                           | *                 | 6   | Respiratory distress of newborn . . . . . (P22)   | 9      | 2.5                           | *                 |
| 6   | Intrauterine hypoxia and birth<br>asphyxia . . . . . (P20–P21)  | 2      | 2.9                           | *                 | 6   | Bacterial sepsis of newborn . . . . . (P36)   | 9      | 2.5                           | *                 |
| 6   | Respiratory distress of newborn . . . . . (P22)   | 2      | 2.9                           | *                 | 8   | Neonatal hemorrhage . . . . . (P50–P52,P54)   | 8      | 2.2                           | *                 |
| 6   | Neonatal hemorrhage . . . . . (P50–P52,P54)   | 2      | 2.9                           | *                 | 9   | Necrotizing enterocolitis of newborn . . . . (P77)  | 7      | 1.9                           | *                 |
| 10  | Newborn affected by noxious influences<br>transmitted via placenta or breast<br>milk . . . . . (P04)                    | 1      | 1.4                           | *                 | 10  | Pulmonary hemorrhage originating in the<br>perinatal period . . . . . (P26)                               | 6      | 1.7                           | *                 |
| 10  | Birth trauma . . . . . (P10–P15)  | 1      | 1.4                           | *                 | ...   | All other causes . . . . . (residual)   | 79     | 21.9                          | 61.8              |
| 10  | Atelectasis . . . . . (P28.0–P28.1)   | 1      | 1.4                           | *                 | Neonates, Asian or Pacific Islander, female |   |        |                               |                   |
| 10  | Bacterial sepsis of newborn . . . . . (P36)   | 1      | 1.4                           | *                 | ...   | All causes . . . . .  | 257    | 100.0                         | 215.9             |
| 10  | Necrotizing enterocolitis of newborn . . . . (P77)  | 1      | 1.4                           | *                 | 1   | Disorders related to short gestation and<br>low birth weight, not elsewhere<br>classified . . . . . (P07) | 60     | 23.3                          | 50.4              |
| 10  | Hydrops fetalis not due to hemolytic<br>disease . . . . . (P83.2)   | 1      | 1.4                           | *                 | 2   | Congenital malformations, deformations and<br>chromosomal abnormalities . . . . (Q00–Q99)                 | 58     | 22.6                          | 48.7              |
| 10  | Accidents (unintentional injuries) . . . . (V01–X59)  | 1      | 1.4                           | *                 | 3   | Newborn affected by maternal complications<br>of pregnancy . . . . . (P01)                                | 34     | 13.2                          | 28.6              |
| ...   | All other causes . . . . . (residual)   | 3      | 4.3                           | *                 | 4   | Newborn affected by complications<br>of placenta, cord and membranes . . . . (P02)                        | 16     | 6.2                           | *                 |
| Neonates, Asian or Pacific Islander,<br>both sexes    |   |        |                               |                   | 5   | Bacterial sepsis of newborn . . . . . (P36)   | 11     | 4.3                           | *                 |
| ...   | All causes . . . . .  | 618    | 100.0                         | 250.3             | 6   | Intrauterine hypoxia and birth<br>asphyxia . . . . . (P20–P21)  | 7      | 2.7                           | *                 |
| 1   | Disorders related to short gestation and<br>low birth weight, not elsewhere<br>classified . . . . . (P07)               | 152    | 24.6                          | 61.6              | 7   | Respiratory distress of newborn . . . . . (P22)   | 6      | 2.3                           | *                 |
| 2   | Congenital malformations, deformations and<br>chromosomal abnormalities . . . . (Q00–Q99)                               | 132    | 21.4                          | 53.5              | 8   | Necrotizing enterocolitis of newborn . . . . (P77)  | 5      | 1.9                           | *                 |
| 3   | Newborn affected by maternal complications<br>of pregnancy . . . . . (P01)  | 72     | 11.7                          | 29.2              | 8   | Hydrops fetalis not due to hemolytic<br>disease . . . . . (P83.2)   | 5      | 1.9                           | *                 |
| 4   | Newborn affected by complications<br>of placenta, cord and membranes . . . . (P02)                                      | 44     | 7.1                           | 17.8              | 10  | Pulmonary hemorrhage originating in the<br>perinatal period . . . . . (P26)                               | 3      | 1.2                           | *                 |
| 5   | Bacterial sepsis of newborn . . . . . (P36)   | 20     | 3.2                           | 8.1               | 10  | Sudden infant death syndrome . . . . . (R95)  | 3      | 1.2                           | *                 |
| 6   | Intrauterine hypoxia and birth<br>asphyxia . . . . . (P20–P21)  | 18     | 2.9                           | *                 | ...   | All other causes . . . . . (residual)   | 49     | 19.1                          | 41.2              |
| 7   | Respiratory distress of newborn . . . . . (P22)   | 15     | 2.4                           | *                 |   |   |        |                               |                   |
| 8   | Necrotizing enterocolitis of newborn . . . . (P77)  | 12     | 1.9                           | *                 |   |   |        |                               |                   |
| 9   | Neonatal hemorrhage . . . . . (P50–P52,P54)   | 10     | 1.6                           | *                 |   |   |        |                               |                   |
| 9   | Hydrops fetalis not due to hemolytic<br>disease . . . . . (P83.2)   | 10     | 1.6                           | *                 |   |   |        |                               |                   |
| ...   | All other causes . . . . . (residual)   | 133    | 21.5                          | 53.9              |   |   |        |                               |                   |

See footnotes at end of table.

**Table 3. Infant, neonatal, and postneonatal deaths, percentage of total deaths, and mortality rates for the 10 leading causes of infant death, by race and sex: United States, 2010—Con.**

[Rates are for infant (under 1 year), neonatal (under 28 days), and postneonatal (28 days–11 months) deaths per 100,000 live births in specified group. Deaths for races other than white or black should be interpreted with caution because of inconsistencies between reporting race on birth and death certificates. Deaths are based on race of decedent; live births are based on race of mother; see Technical Notes. An asterisk (\*) preceding a cause-of-death code indicates that the code is not included in the *International Classification of Diseases, Tenth Revision* (ICD–10), Second Edition; see Technical Notes]

| Rank <sup>1</sup>                   | Cause of death<br>(based on ICD–10, 2004),<br>age, race, and sex  | Number | Percent<br>of total<br>deaths | Mortality<br>rate | Rank <sup>1</sup>               | Cause of death<br>(based on ICD–10, 2004),<br>age, race, and sex  | Number | Percent<br>of total<br>deaths | Mortality<br>rate |
|-------------------------------------|---|--------|-------------------------------|-------------------|---------------------------------|---|--------|-------------------------------|-------------------|
| Postneonates, all races, both sexes |   |        |                               |                   | Postneonates, white, both sexes |   |        |                               |                   |
| ...                                 | All causes . . . . .  | 8,398  | 100.0                         | 210.0             | ...                             | All causes . . . . .  | 5,342  | 100.0                         | 174.0             |
| 1                                   | Sudden infant death syndrome . . . . . (R95)  | 1,866  | 22.2                          | 46.7              | 1                               | Sudden infant death syndrome . . . . . (R95)  | 1,184  | 22.2                          | 38.6              |
| 2                                   | Congenital malformations, deformations and<br>chromosomal abnormalities . . . . . (Q00–Q99)               | 1,502  | 17.9                          | 37.6              | 2                               | Congenital malformations, deformations and<br>chromosomal abnormalities . . . . . (Q00–Q99)                                   | 1,062  | 19.9                          | 34.6              |
| 3                                   | Accidents (unintentional injuries) . . . . . (V01–X59)  | 978    | 11.6                          | 24.5              | 3                               | Accidents (unintentional injuries) . . . . . (V01–X59)  | 612    | 11.5                          | 19.9              |
| 4                                   | Diseases of the circulatory system . . . . . (I00–I99)  | 402    | 4.8                           | 10.1              | 4                               | Diseases of the circulatory system . . . . . (I00–I99)  | 249    | 4.7                           | 8.1               |
| 5                                   | Diarrhea and gastroenteritis of infectious<br>origin . . . . . (A09)                                      | 300    | 3.6                           | 7.5               | 5                               | Assault (homicide) . . . . . (*U01,X85–Y09)   | 191    | 3.6                           | 6.2               |
| 6                                   | Assault (homicide) . . . . . (*U01,X85–Y09)   | 281    | 3.3                           | 7.0               | 6                               | Diarrhea and gastroenteritis of infectious<br>origin . . . . . (A09)  | 163    | 3.1                           | 5.3               |
| 7                                   | Septicemia . . . . . (A40–A41)  | 212    | 2.5                           | 5.3               | 7                               | Septicemia . . . . . (A40–A41)  | 114    | 2.1                           | 3.7               |
| 8                                   | Influenza and pneumonia . . . . . (J09–J18)   | 193    | 2.3                           | 4.8               | 8                               | Influenza and pneumonia . . . . . (J09–J18)   | 99     | 1.9                           | 3.2               |
| 9                                   | Chronic respiratory disease originating in the<br>perinatal period . . . . . (P27)                        | 90     | 1.1                           | 2.3               | 9                               | Disorders related to short gestation and<br>low birth weight, not elsewhere<br>classified . . . . . (P07)                     | 47     | 0.9                           | 1.5               |
| 10                                  | Disorders related to short gestation and<br>low birth weight, not elsewhere<br>classified . . . . . (P07) | 85     | 1.0                           | 2.1               | 10                              | Chronic respiratory disease originating in the<br>perinatal period . . . . . (P27)  | 46     | 0.9                           | 1.5               |
| ...                                 | All other causes . . . . . (residual)   | 2,489  | 29.6                          | 62.2              | ...                             | All other causes . . . . . (residual)   | 1,575  | 29.5                          | 51.3              |
| Postneonates, all races, male       |   |        |                               |                   | Postneonates, white, male       |   |        |                               |                   |
| ...                                 | All causes . . . . .  | 4,749  | 100.0                         | 232.0             | ...                             | All causes . . . . .  | 3,015  | 100.0                         | 191.9             |
| 1                                   | Sudden infant death syndrome . . . . . (R95)  | 1,103  | 23.2                          | 53.9              | 1                               | Sudden infant death syndrome . . . . . (R95)  | 698    | 23.2                          | 44.4              |
| 2                                   | Congenital malformations, deformations and<br>chromosomal abnormalities . . . . . (Q00–Q99)               | 738    | 15.5                          | 36.1              | 2                               | Congenital malformations, deformations and<br>chromosomal abnormalities . . . . . (Q00–Q99)                                   | 515    | 17.1                          | 32.8              |
| 3                                   | Accidents (unintentional injuries) . . . . . (V01–X59)  | 562    | 11.8                          | 27.5              | 3                               | Accidents (unintentional injuries) . . . . . (V01–X59)  | 350    | 11.6                          | 22.3              |
| 4                                   | Diseases of the circulatory system . . . . . (I00–I99)  | 218    | 4.6                           | 10.7              | 4                               | Diseases of the circulatory system . . . . . (I00–I99)  | 132    | 4.4                           | 8.4               |
| 5                                   | Diarrhea and gastroenteritis of infectious<br>origin . . . . . (A09)                                      | 177    | 3.7                           | 8.6               | 5                               | Assault (homicide) . . . . . (*U01,X85–Y09)   | 121    | 4.0                           | 7.7               |
| 6                                   | Assault (homicide) . . . . . (*U01,X85–Y09)   | 164    | 3.5                           | 8.0               | 6                               | Diarrhea and gastroenteritis of infectious<br>origin . . . . . (A09)  | 96     | 3.2                           | 6.1               |
| 7                                   | Septicemia . . . . . (A40–A41)  | 118    | 2.5                           | 5.8               | 7                               | Septicemia . . . . . (A40–A41)  | 69     | 2.3                           | 4.4               |
| 8                                   | Influenza and pneumonia . . . . . (J09–J18)   | 110    | 2.3                           | 5.4               | 8                               | Influenza and pneumonia . . . . . (J09–J18)   | 55     | 1.8                           | 3.5               |
| 9                                   | Chronic respiratory disease originating in the<br>perinatal period . . . . . (P27)                        | 49     | 1.0                           | 2.4               | 9                               | Disorders related to short gestation and<br>low birth weight, not elsewhere<br>classified . . . . . (P07)                     | 27     | 0.9                           | 1.7               |
| 10                                  | Disorders related to short gestation and<br>low birth weight, not elsewhere<br>classified . . . . . (P07) | 40     | 0.8                           | 2.0               | 10                              | Chronic respiratory disease originating in the<br>perinatal period . . . . . (P27)  | 23     | 0.8                           | 1.5               |
| ...                                 | All other causes . . . . . (residual)   | 1,470  | 31.0                          | 71.8              | ...                             | All other causes . . . . . (residual)   | 929    | 30.8                          | 59.1              |
| Postneonates, all races, female     |   |        |                               |                   | Postneonates, white, female     |   |        |                               |                   |
| ...                                 | All causes . . . . .  | 3,649  | 100.0                         | 186.9             | ...                             | All causes . . . . .  | 2,327  | 100.0                         | 155.4             |
| 1                                   | Congenital malformations, deformations and<br>chromosomal abnormalities . . . . . (Q00–Q99)               | 764    | 20.9                          | 39.1              | 1                               | Congenital malformations, deformations and<br>chromosomal abnormalities . . . . . (Q00–Q99)                                   | 547    | 23.5                          | 36.5              |
| 2                                   | Sudden infant death syndrome . . . . . (R95)  | 763    | 20.9                          | 39.1              | 2                               | Sudden infant death syndrome . . . . . (R95)  | 486    | 20.9                          | 32.4              |
| 3                                   | Accidents (unintentional injuries) . . . . . (V01–X59)  | 416    | 11.4                          | 21.3              | 3                               | Accidents (unintentional injuries) . . . . . (V01–X59)  | 262    | 11.3                          | 17.5              |
| 4                                   | Diseases of the circulatory system . . . . . (I00–I99)  | 184    | 5.0                           | 9.4               | 4                               | Diseases of the circulatory system . . . . . (I00–I99)  | 117    | 5.0                           | 7.8               |
| 5                                   | Diarrhea and gastroenteritis of infectious<br>origin . . . . . (A09)                                      | 123    | 3.4                           | 6.3               | 5                               | Assault (homicide) . . . . . (*U01,X85–Y09)   | 70     | 3.0                           | 4.7               |
| 6                                   | Assault (homicide) . . . . . (*U01,X85–Y09)   | 117    | 3.2                           | 6.0               | 6                               | Diarrhea and gastroenteritis of infectious<br>origin . . . . . (A09)  | 67     | 2.9                           | 4.5               |
| 7                                   | Septicemia . . . . . (A40–A41)  | 94     | 2.6                           | 4.8               | 7                               | Septicemia . . . . . (A40–A41)  | 45     | 1.9                           | 3.0               |
| 8                                   | Influenza and pneumonia . . . . . (J09–J18)   | 83     | 2.3                           | 4.3               | 8                               | Influenza and pneumonia . . . . . (J09–J18)   | 44     | 1.9                           | 2.9               |
| 9                                   | Disorders related to short gestation and<br>low birth weight, not elsewhere<br>classified . . . . . (P07) | 45     | 1.2                           | 2.3               | 9                               | Chronic respiratory disease originating in the<br>perinatal period . . . . . (P27)  | 23     | 1.0                           | 1.5               |
| 10                                  | Chronic respiratory disease originating in the<br>perinatal period . . . . . (P27)                        | 41     | 1.1                           | 2.1               | 10                              | Diseases of the blood and blood-forming organs<br>and certain disorders involving the immune<br>mechanism . . . . . (D50–D89) | 21     | 0.9                           | 1.4               |
| ...                                 | All other causes . . . . . (residual)   | 1,019  | 27.9                          | 52.2              | ...                             | All other causes . . . . . (residual)   | 645    | 27.7                          | 43.1              |

See footnotes at end of table.

**Table 3. Infant, neonatal, and postneonatal deaths, percentage of total deaths, and mortality rates for the 10 leading causes of infant death, by race and sex: United States, 2010—Con.**

[Rates are for infant (under 1 year), neonatal (under 28 days), and postneonatal (28 days–11 months) deaths per 100,000 live births in specified group. Deaths for races other than white or black should be interpreted with caution because of inconsistencies between reporting race on birth and death certificates. Deaths are based on race of decedent; live births are based on race of mother; see Technical Notes. An asterisk (\*) preceding a cause-of-death code indicates that the code is not included in the *International Classification of Diseases, Tenth Revision* (ICD–10), Second Edition; see Technical Notes]

| Rank <sup>1</sup>               | Cause of death<br>(based on ICD–10, 2004),<br>age, race, and sex  | Number | Percent<br>of total<br>deaths | Mortality<br>rate | Rank <sup>1</sup>  | Cause of death<br>(based on ICD–10, 2004),<br>age, race, and sex                            | Number | Percent<br>of total<br>deaths | Mortality<br>rate |
|---------------------------------|---|--------|-------------------------------|-------------------|--|---|--------|-------------------------------|-------------------|
| Postneonates, black, both sexes |   |        |                               |                   | Postneonates, American Indian or<br>Alaska Native, both sexes  |   |        |                               |                   |
| ...                             | All causes . . . . .  | 2,632  | 100.0                         | 413.6             | ...  | All causes . . . . .  | 165    | 100.0                         | 352.9             |
| 1                               | Sudden infant death syndrome . . . . . (R95)  | 612    | 23.3                          | 96.2              | 1  | Sudden infant death syndrome . . . . . (R95)  | 32     | 19.4                          | 68.4              |
| 2                               | Congenital malformations, deformations and<br>chromosomal abnormalities . . . . . (Q00–Q99)               | 352    | 13.4                          | 55.3              | 2  | Congenital malformations, deformations and<br>chromosomal abnormalities . . . . . (Q00–Q99) | 29     | 17.6                          | 62.0              |
| 3                               | Accidents (unintentional injuries) . . . . . (V01–X59)  | 319    | 12.1                          | 50.1              | 3  | Accidents (unintentional injuries) . . . . . (V01–X59)                                      | 24     | 14.5                          | 51.3              |
| 4                               | Diseases of the circulatory system . . . . . (I00–I99)  | 130    | 4.9                           | 20.4              | 4  | Influenza and pneumonia . . . . . (J09–J18)   | 9      | 5.5                           | *                 |
| 5                               | Diarrhea and gastroenteritis of infectious<br>origin . . . . . (A09)                                      | 125    | 4.7                           | 19.6              | 5  | Diseases of the circulatory system . . . . . (I00–I99)                                      | 7      | 4.2                           | *                 |
| 6                               | Septicemia . . . . . (A40–A41)  | 87     | 3.3                           | 13.7              | 6  | Diarrhea and gastroenteritis of infectious<br>origin . . . . . (A09)                        | 5      | 3.0                           | *                 |
| 7                               | Assault (homicide) . . . . . (*U01,X85–Y09)   | 80     | 3.0                           | 12.6              | 6  | Assault (homicide) . . . . . (*U01,X85–Y09)   | 5      | 3.0                           | *                 |
| 8                               | Influenza and pneumonia . . . . . (J09–J18)   | 73     | 2.8                           | 11.5              | 8  | Bronchitis, chronic and unspecified . . . . . (J40–J42)                                     | 4      | 2.4                           | *                 |
| 9                               | Chronic respiratory disease originating in the<br>perinatal period . . . . . (P27)                        | 38     | 1.4                           | 6.0               | 9  | Septicemia . . . . . (A40–A41)  | 3      | 1.8                           | *                 |
| 10                              | Disorders related to short gestation and<br>low birth weight, not elsewhere<br>classified . . . . . (P07) | 35     | 1.3                           | 5.5               | 10   | Malignant neoplasms . . . . . (C00–C97)   | 2      | 1.2                           | *                 |
| ...                             | All other causes . . . . . (residual)   | 781    | 29.7                          | 122.7             | ...  | All other causes . . . . . (residual)   | 43     | 26.1                          | 92.0              |
| Postneonates, black, male       |   |        |                               |                   | Postneonates, American Indian or<br>Alaska Native, male        |   |        |                               |                   |
| ...                             | All causes . . . . .  | 1,500  | 100.0                         | 463.0             | ...  | All causes . . . . .  | 93     | 100.0                         | 392.9             |
| 1                               | Sudden infant death syndrome . . . . . (R95)  | 367    | 24.5                          | 113.3             | 1  | Sudden infant death syndrome . . . . . (R95)  | 19     | 20.4                          | *                 |
| 2                               | Congenital malformations, deformations and<br>chromosomal abnormalities . . . . . (Q00–Q99)               | 185    | 12.3                          | 57.1              | 2  | Accidents (unintentional injuries) . . . . . (V01–X59)                                      | 15     | 16.1                          | *                 |
| 3                               | Accidents (unintentional injuries) . . . . . (V01–X59)  | 183    | 12.2                          | 56.5              | 3  | Congenital malformations, deformations and<br>chromosomal abnormalities . . . . . (Q00–Q99) | 12     | 12.9                          | *                 |
| 4                               | Diarrhea and gastroenteritis of infectious<br>origin . . . . . (A09)                                      | 74     | 4.9                           | 22.8              | 4  | Diseases of the circulatory system . . . . . (I00–I99)                                      | 5      | 5.4                           | *                 |
| 4                               | Diseases of the circulatory system . . . . . (I00–I99)  | 74     | 4.9                           | 22.8              | 4  | Influenza and pneumonia . . . . . (J09–J18)   | 5      | 5.4                           | *                 |
| 6                               | Septicemia . . . . . (A40–A41)  | 46     | 3.1                           | 14.2              | 6  | Bronchitis, chronic and<br>unspecified . . . . . (J40–J42)                                  | 4      | 4.3                           | *                 |
| 7                               | Influenza and pneumonia . . . . . (J09–J18)   | 43     | 2.9                           | 13.3              | 7  | Assault (homicide) . . . . . (*U01,X85–Y09)   | 3      | 3.2                           | *                 |
| 8                               | Assault (homicide) . . . . . (*U01,X85–Y09)   | 37     | 2.5                           | 11.4              | 8  | Diarrhea and gastroenteritis of infectious<br>origin . . . . . (A09)                        | 2      | 2.2                           | *                 |
| 9                               | Chronic respiratory disease originating in the<br>perinatal period . . . . . (P27)                        | 22     | 1.5                           | 6.8               | 8  | Septicemia . . . . . (A40–A41)  | 2      | 2.2                           | *                 |
| 10                              | Necrotizing enterocolitis of newborn . . . . . (P77)  | 16     | 1.1                           | *                 | 10   | Malignant neoplasms . . . . . (C00–C97)   | 1      | 1.1                           | *                 |
| ...                             | All other causes . . . . . (residual)   | 453    | 30.2                          | 139.8             | 10   | Meningitis . . . . . (G00,G03)  | 1      | 1.1                           | *                 |
| Postneonates, black, female     |   |        |                               |                   | Diseases of the ear and mastoid<br>process . . . . . (H60–H93) |   |        |                               |                   |
| ...                             | All causes . . . . .  | 1,132  | 100.0                         | 362.3             | 10   | Acute bronchitis and acute<br>bronchiolitis . . . . . (J20–J21)                             | 1      | 1.1                           | *                 |
| 1                               | Sudden infant death syndrome . . . . . (R95)  | 245    | 21.6                          | 78.4              | 10   | Renal failure and other disorders of<br>kidney . . . . . (N17–N19,N25,N27)                  | 1      | 1.1                           | *                 |
| 2                               | Congenital malformations, deformations and<br>chromosomal abnormalities . . . . . (Q00–Q99)               | 167    | 14.8                          | 53.4              | 10   | Chronic respiratory disease originating in the<br>perinatal period . . . . . (P27)          | 1      | 1.1                           | *                 |
| 3                               | Accidents (unintentional injuries) . . . . . (V01–X59)  | 136    | 12.0                          | 43.5              | 10   | Atelectasis . . . . . (P28.0–P28.1)   | 1      | 1.1                           | *                 |
| 4                               | Diseases of the circulatory system . . . . . (I00–I99)  | 56     | 4.9                           | 17.9              | 10   | Neonatal hemorrhage . . . . . (P50–P52,P54)   | 1      | 1.1                           | *                 |
| 5                               | Diarrhea and gastroenteritis of infectious<br>origin . . . . . (A09)                                      | 51     | 4.5                           | 16.3              | ...  | All other causes . . . . . (residual)   | 18     | 19.4                          | *                 |
| 6                               | Assault (homicide) . . . . . (*U01,X85–Y09)   | 43     | 3.8                           | 13.8              |  |   |        |                               |                   |
| 7                               | Septicemia . . . . . (A40–A41)  | 41     | 3.6                           | 13.1              |  |   |        |                               |                   |
| 8                               | Influenza and pneumonia . . . . . (J09–J18)   | 30     | 2.7                           | 9.6               |  |   |        |                               |                   |
| 9                               | Disorders related to short gestation and<br>low birth weight, not elsewhere<br>classified . . . . . (P07) | 25     | 2.2                           | 8.0               |  |   |        |                               |                   |
| 10                              | Chronic respiratory disease originating in the<br>perinatal period . . . . . (P27)                        | 16     | 1.4                           | *                 |  |   |        |                               |                   |
| ...                             | All other causes . . . . . (residual)   | 322    | 28.4                          | 103.1             |  |   |        |                               |                   |

See footnotes at end of table.

**Table 3. Infant, neonatal, and postneonatal deaths, percentage of total deaths, and mortality rates for the 10 leading causes of infant death, by race and sex: United States, 2010—Con.**

[Rates are for infant (under 1 year), neonatal (under 28 days), and postneonatal (28 days–11 months) deaths per 100,000 live births in specified group. Deaths for races other than white or black should be interpreted with caution because of inconsistencies between reporting race on birth and death certificates. Deaths are based on race of decedent; live births are based on race of mother; see Technical Notes. An asterisk (\*) preceding a cause-of-death code indicates that the code is not included in the *International Classification of Diseases, Tenth Revision* (ICD–10), Second Edition; see Technical Notes]

| Rank <sup>1</sup>   | Cause of death<br>(based on ICD–10, 2004),<br>age, race, and sex                               | Number | Percent<br>of total<br>deaths | Mortality<br>rate | Rank <sup>1</sup>                                  | Cause of death<br>(based on ICD–10, 2004),<br>age, race, and sex  | Number | Percent<br>of total<br>deaths | Mortality<br>rate |
|---|--|--------|-------------------------------|-------------------|--|---|--------|-------------------------------|-------------------|
| Postneonates, American Indian or<br>Alaska Native, female |  |        |                               |                   | Postneonates, Asian or<br>Pacific Islander, male   |   |        |                               |                   |
| ...   | All causes   | 72     | 100.0                         | 311.9             | ...  | All causes  | 141    | 100.0                         | 110.3             |
| 1   | Congenital malformations, deformations and<br>chromosomal abnormalities . . . . . (Q00–Q99)    | 17     | 23.6                          | *                 | 1  | Congenital malformations, deformations and<br>chromosomal abnormalities . . . . . (Q00–Q99)               | 26     | 18.4                          | 20.3              |
| 2   | Sudden infant death syndrome . . . . . (R95)   | 13     | 18.1                          | *                 | 2  | Sudden infant death syndrome . . . . . (R95)  | 19     | 13.5                          | *                 |
| 3   | Accidents (unintentional injuries) . . . (V01–X59)   | 9      | 12.5                          | *                 | 3  | Accidents (unintentional injuries) . . . (V01–X59)  | 14     | 9.9                           | *                 |
| 4   | Influenza and pneumonia . . . . . (J09–J18)  | 4      | 5.6                           | *                 | 4  | Diseases of the circulatory system . . . (I00–I99)  | 7      | 5.0                           | *                 |
| 5   | Diarrhea and gastroenteritis of infectious<br>origin . . . . . (A09)                           | 3      | 4.2                           | *                 | 4  | Influenza and pneumonia . . . . . (J09–J18)   | 7      | 5.0                           | *                 |
| 6   | Volume depletion, disorders of fluid, electrolyte<br>and acid-base balance . . . . . (E86–E87) | 2      | 2.8                           | *                 | 6  | Diarrhea and gastroenteritis of infectious<br>origin . . . . . (A09)                                      | 5      | 3.5                           | *                 |
| 6   | Diseases of the circulatory system . . . (I00–I99)   | 2      | 2.8                           | *                 | 7  | Meningitis . . . . . (G00,G03)  | 3      | 2.1                           | *                 |
| 6   | Assault (homicide) . . . . . (*U01,X85–Y09)  | 2      | 2.8                           | *                 | 7  | Disorders related to short gestation and<br>low birth weight, not elsewhere<br>classified . . . . . (P07) | 3      | 2.1                           | *                 |
| 9   | Septicemia . . . . . (A40–A41)   | 1      | 1.4                           | *                 | 7  | Chronic respiratory disease originating in the<br>perinatal period . . . . . (P27)                        | 3      | 2.1                           | *                 |
| 9   | Malignant neoplasms . . . . . (C00–C97)  | 1      | 1.4                           | *                 | 7  | Atelectasis . . . . . (P28.0–P28.1)   | 3      | 2.1                           | *                 |
| 9   | Gastritis, duodenitis, and noninfective enteritis<br>and colitis . . . . . (K29,K50–K55)       | 1      | 1.4                           | *                 | 7  | Assault (homicide) . . . . . (*U01,X85–Y09)   | 3      | 2.1                           | *                 |
| 9   | Complications of medical and surgical<br>care . . . . . (Y40–Y84)                              | 1      | 1.4                           | *                 | ...  | All other causes . . . . . (residual)   | 48     | 34.0                          | 37.5              |
| ...   | All other causes . . . . . (residual)  | 16     | 22.2                          | *                 | Postneonates, Asian or<br>Pacific Islander, female |   |        |                               |                   |
| ...   | All causes   | 259    | 100.0                         | 104.9             | ...  | All causes  | 118    | 100.0                         | 99.1              |
| 1   | Congenital malformations, deformations and<br>chromosomal abnormalities . . . . . (Q00–Q99)    | 59     | 22.8                          | 23.9              | 1  | Congenital malformations, deformations and<br>chromosomal abnormalities . . . . . (Q00–Q99)               | 33     | 28.0                          | 27.7              |
| 2   | Sudden infant death syndrome . . . . . (R95)   | 38     | 14.7                          | 15.4              | 2  | Sudden infant death syndrome . . . . . (R95)  | 19     | 16.1                          | *                 |
| 3   | Accidents (unintentional injuries) . . . (V01–X59)   | 23     | 8.9                           | 9.3               | 3  | Diseases of the circulatory system . . . (I00–I99)  | 9      | 7.6                           | *                 |
| 4   | Diseases of the circulatory system . . . (I00–I99)   | 16     | 6.2                           | *                 | 3  | Accidents (unintentional injuries) . . . (V01–X59)  | 9      | 7.6                           | *                 |
| 5   | Influenza and pneumonia . . . . . (J09–J18)  | 12     | 4.6                           | *                 | 5  | Septicemia . . . . . (A40–A41)  | 7      | 5.9                           | *                 |
| 6   | Septicemia . . . . . (A40–A41)   | 8      | 3.1                           | *                 | 6  | Influenza and pneumonia . . . . . (J09–J18)   | 5      | 4.2                           | *                 |
| 7   | Diarrhea and gastroenteritis of infectious<br>origin . . . . . (A09)                           | 7      | 2.7                           | *                 | 7  | Malignant neoplasms . . . . . (C00–C97)   | 3      | 2.5                           | *                 |
| 8   | Malignant neoplasms . . . . . (C00–C97)  | 5      | 1.9                           | *                 | 8  | Diarrhea and gastroenteritis of infectious<br>origin . . . . . (A09)                                      | 2      | 1.7                           | *                 |
| 8   | Chronic respiratory disease originating in the<br>perinatal period . . . . . (P27)             | 5      | 1.9                           | *                 | 8  | Chronic respiratory disease originating in the<br>perinatal period . . . . . (P27)                        | 2      | 1.7                           | *                 |
| 8   | Assault (homicide) . . . . . (*U01,X85–Y09)  | 5      | 1.9                           | *                 | 8  | Assault (homicide) . . . . . (*U01,X85–Y09)   | 2      | 1.7                           | *                 |
| ...   | All other causes . . . . . (residual)  | 81     | 31.3                          | 32.8              | ...  | All other causes . . . . . (residual)   | 27     | 22.9                          | 22.7              |

... Category not applicable.  
 \* Figure does not meet standards of reliability or precision; see Technical Notes.  
<sup>1</sup>Based on number of deaths; see Technical Notes.

SOURCE: CDC/NCHS, National Vital Statistics System, Mortality.

**Table 4. Infant, neonatal, and postneonatal deaths, percentage of total deaths, and mortality rates for the 10 leading causes of infant death, by Hispanic origin, race for non-Hispanic population, and sex: United States, 2010**

[Rates are for infant (under age 1 year), neonatal (under 28 days), and postneonatal (28 days–11 months) deaths per 100,000 live births in specified group. Race and Hispanic origin are reported separately on the death certificate. Persons of Hispanic origin may be of any race. Data for Hispanic persons are not tabulated separately by race; data for non-Hispanic persons are tabulated by race. Data for Hispanic origin should be interpreted with caution because of inconsistencies between reporting Hispanic origin on birth and death certificates; see Technical Notes. National linked files should be used to measure infant mortality for specific Hispanic subgroups. An asterisk (\*) preceding a cause-of-death code indicates that the code is not included in the *International Classification of Diseases, Tenth Revision (ICD–10)*, Second Edition; see Technical Notes]

| Rank <sup>1</sup>             | Cause of death<br>(based on ICD–10, 2004),<br>age, Hispanic origin, race, and sex                         | Number | Percent<br>of total<br>deaths | Mortality<br>rate | Rank <sup>1</sup>                       | Cause of death<br>(based on ICD–10, 2004),<br>age, Hispanic origin, race, and sex                         | Number | Percent<br>of total<br>deaths | Mortality<br>rate |
|-------------------------------|---|--------|-------------------------------|-------------------|---|---|--------|-------------------------------|-------------------|
| Infants, Hispanic, both sexes |   |        |                               |                   | Infants, non-Hispanic white, both sexes |   |        |                               |                   |
| ...                           | All causes . . . . .  | 5,170  | 100.0                         | 547.0             | ...                                     | All causes . . . . .  | 11,025 | 100.0                         | 509.8             |
| 1                             | Congenital malformations, deformations and<br>chromosomal abnormalities . . . . (Q00–Q99)                 | 1,336  | 25.8                          | 141.3             | 1                                       | Congenital malformations, deformations and<br>chromosomal abnormalities . . . . (Q00–Q99)                 | 2,535  | 23.0                          | 117.2             |
| 2                             | Disorders related to short gestation<br>and low birth weight, not elsewhere<br>classified . . . . . (P07) | 834    | 16.1                          | 88.2              | 2                                       | Disorders related to short gestation<br>and low birth weight, not elsewhere<br>classified . . . . . (P07) | 1,522  | 13.8                          | 70.4              |
| 3                             | Newborn affected by maternal complications<br>of pregnancy . . . . . (P01)                                | 337    | 6.5                           | 35.7              | 3                                       | Sudden infant death syndrome . . . . . (R95)  | 1,033  | 9.4                           | 47.8              |
| 4                             | Sudden infant death syndrome . . . . . (R95)  | 314    | 6.1                           | 33.2              | 4                                       | Newborn affected by maternal complications<br>of pregnancy . . . . . (P01)                                | 657    | 6.0                           | 30.4              |
| 5                             | Newborn affected by complications<br>of placenta, cord and membranes . . . . (P02)                        | 201    | 3.9                           | 21.3              | 5                                       | Accidents (unintentional injuries) . . . (V01–X59)  | 566    | 5.1                           | 26.2              |
| 6                             | Accidents (unintentional injuries) . . . (V01–X59)  | 152    | 2.9                           | 16.1              | 6                                       | Newborn affected by complications<br>of placenta, cord and membranes . . . . (P02)                        | 449    | 4.1                           | 20.8              |
| 7                             | Bacterial sepsis of newborn . . . . . (P36)   | 121    | 2.3                           | 12.8              | 7                                       | Bacterial sepsis of newborn . . . . . (P36)   | 270    | 2.4                           | 12.5              |
| 7                             | Neonatal hemorrhage . . . . . (P50–P52,P54)   | 121    | 2.3                           | 12.8              | 8                                       | Diseases of the circulatory system . . . (I00–I99)  | 237    | 2.1                           | 11.0              |
| 9                             | Necrotizing enterocolitis of newborn . . . . (P77)  | 111    | 2.1                           | 11.7              | 8                                       | Respiratory distress of newborn . . . . . (P22)   | 237    | 2.1                           | 11.0              |
| 10                            | Diseases of the circulatory system . . . (I00–I99)  | 99     | 1.9                           | 10.5              | 10                                      | Neonatal hemorrhage . . . . . (P50–P52,P54)   | 220    | 2.0                           | 10.2              |
| ...                           | All other causes . . . . . (residual)   | 1,544  | 29.9                          | 163.4             | ...                                     | All other causes . . . . . (residual)   | 3,299  | 29.9                          | 152.6             |
| Infants, Hispanic, male       |   |        |                               |                   | Infants, non-Hispanic white, male       |   |        |                               |                   |
| ...                           | All causes . . . . .  | 2,870  | 100.0                         | 596.3             | ...                                     | All causes . . . . .  | 6,144  | 100.0                         | 553.8             |
| 1                             | Congenital malformations, deformations and<br>chromosomal abnormalities . . . . (Q00–Q99)                 | 659    | 23.0                          | 136.9             | 1                                       | Congenital malformations, deformations and<br>chromosomal abnormalities . . . . (Q00–Q99)                 | 1,307  | 21.3                          | 117.8             |
| 2                             | Disorders related to short gestation<br>and low birth weight, not elsewhere<br>classified . . . . . (P07) | 496    | 17.3                          | 103.0             | 2                                       | Disorders related to short gestation<br>and low birth weight, not elsewhere<br>classified . . . . . (P07) | 824    | 13.4                          | 74.3              |
| 3                             | Sudden infant death syndrome . . . . . (R95)  | 192    | 6.7                           | 39.9              | 3                                       | Sudden infant death syndrome . . . . . (R95)  | 605    | 9.8                           | 54.5              |
| 4                             | Newborn affected by maternal complications<br>of pregnancy . . . . . (P01)                                | 177    | 6.2                           | 36.8              | 4                                       | Newborn affected by maternal complications<br>of pregnancy . . . . . (P01)                                | 376    | 6.1                           | 33.9              |
| 5                             | Newborn affected by complications<br>of placenta, cord and membranes . . . . (P02)                        | 104    | 3.6                           | 21.6              | 5                                       | Accidents (unintentional injuries) . . . (V01–X59)  | 325    | 5.3                           | 29.3              |
| 6                             | Accidents (unintentional injuries) . . . (V01–X59)  | 87     | 3.0                           | 18.1              | 6                                       | Newborn affected by complications<br>of placenta, cord and membranes . . . . (P02)                        | 254    | 4.1                           | 22.9              |
| 7                             | Bacterial sepsis of newborn . . . . . (P36)   | 78     | 2.7                           | 16.2              | 7                                       | Bacterial sepsis of newborn . . . . . (P36)   | 142    | 2.3                           | 12.8              |
| 8                             | Neonatal hemorrhage . . . . . (P50–P52,P54)   | 73     | 2.5                           | 15.2              | 8                                       | Respiratory distress of newborn . . . . . (P22)   | 140    | 2.3                           | 12.6              |
| 9                             | Necrotizing enterocolitis of newborn . . . . (P77)  | 66     | 2.3                           | 13.7              | 9                                       | Neonatal hemorrhage . . . . . (P50–P52,P54)   | 133    | 2.2                           | 12.0              |
| 10                            | Diseases of the circulatory system . . . (I00–I99)  | 59     | 2.1                           | 12.3              | 10                                      | Diseases of the circulatory system . . . (I00–I99)  | 129    | 2.1                           | 11.6              |
| ...                           | All other causes . . . . . (residual)   | 879    | 30.6                          | 182.6             | ...                                     | All other causes . . . . . (residual)   | 1,909  | 31.1                          | 172.1             |
| Infants, Hispanic, female     |   |        |                               |                   | Infants, non-Hispanic white, female     |   |        |                               |                   |
| ...                           | All causes . . . . .  | 2,300  | 100.0                         | 495.8             | ...                                     | All causes . . . . .  | 4,881  | 100.0                         | 463.5             |
| 1                             | Congenital malformations, deformations and<br>chromosomal abnormalities . . . . (Q00–Q99)                 | 677    | 29.4                          | 146.0             | 1                                       | Congenital malformations, deformations and<br>chromosomal abnormalities . . . . (Q00–Q99)                 | 1,228  | 25.2                          | 116.6             |
| 2                             | Disorders related to short gestation<br>and low birth weight, not elsewhere<br>classified . . . . . (P07) | 338    | 14.7                          | 72.9              | 2                                       | Disorders related to short gestation<br>and low birth weight, not elsewhere<br>classified . . . . . (P07) | 698    | 14.3                          | 66.3              |
| 3                             | Newborn affected by maternal complications<br>of pregnancy . . . . . (P01)                                | 160    | 7.0                           | 34.5              | 3                                       | Sudden infant death syndrome . . . . . (R95)  | 428    | 8.8                           | 40.6              |
| 4                             | Sudden infant death syndrome . . . . . (R95)  | 122    | 5.3                           | 26.3              | 4                                       | Newborn affected by maternal complications<br>of pregnancy . . . . . (P01)                                | 281    | 5.8                           | 26.7              |
| 5                             | Newborn affected by complications<br>of placenta, cord and membranes . . . . (P02)                        | 97     | 4.2                           | 20.9              | 5                                       | Accidents (unintentional injuries) . . . (V01–X59)  | 241    | 4.9                           | 22.9              |
| 6                             | Accidents (unintentional injuries) . . . (V01–X59)  | 65     | 2.8                           | 14.0              | 6                                       | Newborn affected by complications<br>of placenta, cord and membranes . . . . (P02)                        | 195    | 4.0                           | 18.5              |
| 7                             | Neonatal hemorrhage . . . . . (P50–P52,P54)   | 48     | 2.1                           | 10.3              | 7                                       | Bacterial sepsis of newborn . . . . . (P36)   | 128    | 2.6                           | 12.2              |
| 8                             | Necrotizing enterocolitis of newborn . . . . (P77)  | 45     | 2.0                           | 9.7               | 8                                       | Diseases of the circulatory system . . . (I00–I99)  | 108    | 2.2                           | 10.3              |
| 9                             | Bacterial sepsis of newborn . . . . . (P36)   | 43     | 1.9                           | 9.3               | 9                                       | Respiratory distress of newborn . . . . . (P22)   | 97     | 2.0                           | 9.2               |
| 10                            | Diseases of the circulatory system . . . (I00–I99)  | 40     | 1.7                           | 8.6               | 10                                      | Neonatal hemorrhage . . . . . (P50–P52,P54)   | 87     | 1.8                           | 8.3               |
| ...                           | All other causes . . . . . (residual)   | 665    | 28.9                          | 143.4             | ...                                     | All other causes . . . . . (residual)   | 1,390  | 28.5                          | 132.0             |

See footnotes at end of table.

**Table 4. Infant, neonatal, and postneonatal deaths, percentage of total deaths, and mortality rates for the 10 leading causes of infant death, by Hispanic origin, race for the non-Hispanic population, and sex: United States, 2010—Con.**

[Rates are for infant (under age 1 year), neonatal (under 28 days), and postneonatal (28 days–11 months) deaths per 100,000 live births in specified group. Race and Hispanic origin are reported separately on the death certificate. Persons of Hispanic origin may be of any race. Data for Hispanic persons are not tabulated separately by race; data for non-Hispanic persons are tabulated by race. Data for Hispanic origin should be interpreted with caution because of inconsistencies between reporting Hispanic origin on birth and death certificates; see Technical Notes. National linked files should be used to measure infant mortality for specific Hispanic subgroups. An asterisk (\*) preceding a cause-of-death code indicates that the code is not included in the *International Classification of Diseases, Tenth Revision (ICD–10)*, Second Edition; see Technical Notes]

| Rank <sup>1</sup>                       | Cause of death<br>(based on ICD–10, 2004),<br>age, Hispanic origin, race, and sex                         | Number | Percent<br>of total<br>deaths | Mortality<br>rate | Rank <sup>1</sup>              | Cause of death<br>(based on ICD–10, 2004),<br>age, Hispanic origin, race, and sex                         | Number | Percent<br>of total<br>deaths | Mortality<br>rate |
|---|---|--------|-------------------------------|-------------------|--------------------------------|---|--------|-------------------------------|-------------------|
| Infants, non-Hispanic black, both sexes |   |        |                               |                   | Neonates, Hispanic, both sexes |   |        |                               |                   |
| ...                                     | All causes . . . . .  | 7,071  | 100.0                         | 1,198.9           | ...                            | All causes . . . . .  | 3,524  | 100.0                         | 372.8             |
| 1                                       | Disorders related to short gestation<br>and low birth weight, not elsewhere<br>classified . . . . . (P07) | 1,550  | 21.9                          | 262.8             | 1                              | Congenital malformations, deformations and<br>chromosomal abnormalities . . . . (Q00–Q99)                 | 941    | 26.7                          | 99.6              |
| 2                                       | Congenital malformations, deformations and<br>chromosomal abnormalities . . . . (Q00–Q99)                 | 969    | 13.7                          | 164.3             | 2                              | Disorders related to short gestation<br>and low birth weight, not elsewhere<br>classified . . . . . (P07) | 818    | 23.2                          | 86.5              |
| 3                                       | Sudden infant death syndrome . . . . . (R95)  | 639    | 9.0                           | 108.3             | 3                              | Newborn affected by maternal complications<br>of pregnancy . . . . . (P01)                                | 334    | 9.5                           | 35.3              |
| 4                                       | Newborn affected by maternal complications<br>of pregnancy . . . . . (P01)                                | 465    | 6.6                           | 78.8              | 4                              | Newborn affected by complications<br>of placenta, cord and membranes . . . . (P02)                        | 197    | 5.6                           | 20.8              |
| 5                                       | Accidents (unintentional injuries) . . . (V01–X59)  | 339    | 4.8                           | 57.5              | 5                              | Neonatal hemorrhage . . . . . (P50–P52,P54)   | 121    | 3.4                           | 12.8              |
| 6                                       | Newborn affected by complications<br>of placenta, cord and membranes . . . . (P02)                        | 312    | 4.4                           | 52.9              | 6                              | Bacterial sepsis of newborn . . . . . (P36)   | 112    | 3.2                           | 11.8              |
| 7                                       | Respiratory distress of newborn . . . . . (P22)   | 170    | 2.4                           | 28.8              | 7                              | Necrotizing enterocolitis of newborn . . . . (P77)  | 93     | 2.6                           | 9.8               |
| 8                                       | Necrotizing enterocolitis of newborn . . . . (P77)  | 168    | 2.4                           | 28.5              | 8                              | Respiratory distress of newborn . . . . . (P22)   | 83     | 2.4                           | 8.8               |
| 9                                       | Bacterial sepsis of newborn . . . . . (P36)   | 166    | 2.3                           | 28.1              | 9                              | Atelectasis . . . . . (P28.0–P28.1)   | 54     | 1.5                           | 5.7               |
| 10                                      | Diseases of the circulatory system . . . (I00–I99)  | 144    | 2.0                           | 24.4              | 10                             | Intrauterine hypoxia and birth<br>asphyxia . . . . . (P20–P21)  | 49     | 1.4                           | 5.2               |
| ...                                     | All other causes . . . . . (residual)   | 2,149  | 30.4                          | 364.4             | ...                            | All other causes . . . . . (residual)   | 722    | 20.5                          | 76.4              |
| Infants, non-Hispanic black, male       |   |        |                               |                   | Neonates, Hispanic, male       |   |        |                               |                   |
| ...                                     | All causes . . . . .  | 3,931  | 100.0                         | 1,308.2           | ...                            | All causes . . . . .  | 1,960  | 100.0                         | 407.2             |
| 1                                       | Disorders related to short gestation<br>and low birth weight, not elsewhere<br>classified . . . . . (P07) | 861    | 21.9                          | 286.5             | 1                              | Disorders related to short gestation<br>and low birth weight, not elsewhere<br>classified . . . . . (P07) | 484    | 24.7                          | 100.6             |
| 2                                       | Congenital malformations, deformations and<br>chromosomal abnormalities . . . . (Q00–Q99)                 | 511    | 13.0                          | 170.1             | 2                              | Congenital malformations, deformations and<br>chromosomal abnormalities . . . . (Q00–Q99)                 | 477    | 24.3                          | 99.1              |
| 3                                       | Sudden infant death syndrome . . . . . (R95)  | 372    | 9.5                           | 123.8             | 3                              | Newborn affected by maternal complications<br>of pregnancy . . . . . (P01)                                | 177    | 9.0                           | 36.8              |
| 4                                       | Newborn affected by maternal complications<br>of pregnancy . . . . . (P01)                                | 245    | 6.2                           | 81.5              | 4                              | Newborn affected by complications<br>of placenta, cord and membranes . . . . (P02)                        | 100    | 5.1                           | 20.8              |
| 5                                       | Accidents (unintentional injuries) . . . (V01–X59)  | 194    | 4.9                           | 64.6              | 5                              | Bacterial sepsis of newborn . . . . . (P36)   | 74     | 3.8                           | 15.4              |
| 6                                       | Newborn affected by complications<br>of placenta, cord and membranes . . . . (P02)                        | 148    | 3.8                           | 49.3              | 6                              | Neonatal hemorrhage . . . . . (P50–P52,P54)   | 73     | 3.7                           | 15.2              |
| 7                                       | Respiratory distress of newborn . . . . . (P22)   | 102    | 2.6                           | 33.9              | 7                              | Necrotizing enterocolitis of newborn . . . . (P77)  | 58     | 3.0                           | 12.0              |
| 8                                       | Necrotizing enterocolitis of newborn . . . . (P77)  | 96     | 2.4                           | 31.9              | 8                              | Respiratory distress of newborn . . . . . (P22)   | 57     | 2.9                           | 11.8              |
| 9                                       | Bacterial sepsis of newborn . . . . . (P36)   | 93     | 2.4                           | 30.9              | 9                              | Atelectasis . . . . . (P28.0–P28.1)   | 33     | 1.7                           | 6.9               |
| 10                                      | Diseases of the circulatory system . . . (I00–I99)  | 83     | 2.1                           | 27.6              | 10                             | Intrauterine hypoxia and birth<br>asphyxia . . . . . (P20–P21)  | 30     | 1.5                           | 6.2               |
| ...                                     | All other causes . . . . . (residual)   | 1,226  | 31.2                          | 408.0             | ...                            | All other causes . . . . . (residual)   | 397    | 20.3                          | 82.5              |
| Infants, non-Hispanic black, female     |   |        |                               |                   | Neonates, Hispanic, female     |   |        |                               |                   |
| ...                                     | All causes . . . . .  | 3,140  | 100.0                         | 1,085.3           | ...                            | All causes . . . . .  | 1,564  | 100.0                         | 337.2             |
| 1                                       | Disorders related to short gestation<br>and low birth weight, not elsewhere<br>classified . . . . . (P07) | 689    | 21.9                          | 238.1             | 1                              | Congenital malformations, deformations and<br>chromosomal abnormalities . . . . (Q00–Q99)                 | 464    | 29.7                          | 100.0             |
| 2                                       | Congenital malformations, deformations and<br>chromosomal abnormalities . . . . (Q00–Q99)                 | 458    | 14.6                          | 158.3             | 2                              | Disorders related to short gestation<br>and low birth weight, not elsewhere<br>classified . . . . . (P07) | 334    | 21.4                          | 72.0              |
| 3                                       | Sudden infant death syndrome . . . . . (R95)  | 267    | 8.5                           | 92.3              | 3                              | Newborn affected by maternal complications<br>of pregnancy . . . . . (P01)                                | 157    | 10.0                          | 33.8              |
| 4                                       | Newborn affected by maternal complications<br>of pregnancy . . . . . (P01)                                | 220    | 7.0                           | 76.0              | 4                              | Newborn affected by complications<br>of placenta, cord and membranes . . . . (P02)                        | 97     | 6.2                           | 20.9              |
| 5                                       | Newborn affected by complications<br>of placenta, cord and membranes . . . . (P02)                        | 164    | 5.2                           | 56.7              | 5                              | Neonatal hemorrhage . . . . . (P50–P52,P54)   | 48     | 3.1                           | 10.3              |
| 6                                       | Accidents (unintentional injuries) . . . (V01–X59)  | 145    | 4.6                           | 50.1              | 6                              | Bacterial sepsis of newborn . . . . . (P36)   | 38     | 2.4                           | 8.2               |
| 7                                       | Bacterial sepsis of newborn . . . . . (P36)   | 73     | 2.3                           | 25.2              | 7                              | Necrotizing enterocolitis of newborn . . . . (P77)  | 35     | 2.2                           | 7.5               |
| 8                                       | Necrotizing enterocolitis of newborn . . . . (P77)  | 72     | 2.3                           | 24.9              | 8                              | Respiratory distress of newborn . . . . . (P22)   | 26     | 1.7                           | 5.6               |
| 9                                       | Respiratory distress of newborn . . . . . (P22)   | 68     | 2.2                           | 23.5              | 9                              | Atelectasis . . . . . (P28.0–P28.1)   | 21     | 1.3                           | 4.5               |
| 10                                      | Diseases of the circulatory system . . . (I00–I99)  | 61     | 1.9                           | 21.1              | 10                             | Intrauterine hypoxia and birth<br>asphyxia . . . . . (P20–P21)  | 19     | 1.2                           | *                 |
| ...                                     | All other causes . . . . . (residual)   | 923    | 29.4                          | 319.0             | ...                            | All other causes . . . . . (residual)   | 325    | 20.8                          | 70.1              |

See footnotes at end of table.



**Table 4. Infant, neonatal, and postneonatal deaths, percentage of total deaths, and mortality rates for the 10 leading causes of infant death, by Hispanic origin, race for the non-Hispanic population, and sex: United States, 2010—Con.**

[Rates are for infant (under age 1 year), neonatal (under 28 days), and postneonatal (28 days–11 months) deaths per 100,000 live births in specified group. Race and Hispanic origin are reported separately on the death certificate. Persons of Hispanic origin may be of any race. Data for Hispanic persons are not tabulated separately by race; data for non-Hispanic persons are tabulated by race. Data for Hispanic origin should be interpreted with caution because of inconsistencies between reporting Hispanic origin on birth and death certificates; see Technical Notes. National linked files should be used to measure infant mortality for specific Hispanic subgroups. An asterisk (\*) preceding a cause-of-death code indicates that the code is not included in the *International Classification of Diseases, Tenth Revision (ICD–10)*, Second Edition; see Technical Notes]

| Rank <sup>1</sup>                        | Cause of death<br>(based on ICD–10, 2004),<br>age, Hispanic origin, race, and sex                         | Number | Percent<br>of total<br>deaths | Mortality<br>rate | Rank <sup>1</sup>                        | Cause of death<br>(based on ICD–10, 2004),<br>age, Hispanic origin, race, and sex                         | Number | Percent<br>of total<br>deaths | Mortality<br>rate |
|--|---|--------|-------------------------------|-------------------|--|---|--------|-------------------------------|-------------------|
| Neonates, non-Hispanic white, both sexes |   |        |                               |                   | Neonates, non-Hispanic black, both sexes |   |        |                               |                   |
| ...                                      | All causes . . . . .  | 7,212  | 100.0                         | 333.5             | ...                                      | All causes . . . . .  | 4,549  | 100.0                         | 771.3             |
| 1  | Congenital malformations, deformations and<br>chromosomal abnormalities . . . . (Q00–Q99)                 | 1,851  | 25.7                          | 85.6              | 1  | Disorders related to short gestation<br>and low birth weight, not elsewhere<br>classified . . . . . (P07) | 1,518  | 33.4                          | 257.4             |
| 2  | Disorders related to short gestation<br>and low birth weight, not elsewhere<br>classified . . . . . (P07) | 1,490  | 20.7                          | 68.9              | 2  | Congenital malformations, deformations and<br>chromosomal abnormalities . . . . (Q00–Q99)                 | 629    | 13.8                          | 106.6             |
| 3  | Newborn affected by maternal complications<br>of pregnancy . . . . . (P01)                                | 649    | 9.0                           | 30.0              | 3  | Newborn affected by maternal complications<br>of pregnancy . . . . . (P01)                                | 463    | 10.2                          | 78.5              |
| 4  | Newborn affected by complications<br>of placenta, cord and membranes . . . . (P02)                        | 443    | 6.1                           | 20.5              | 4  | Newborn affected by complications<br>of placenta, cord and membranes . . . . (P02)                        | 307    | 6.7                           | 52.1              |
| 5  | Bacterial sepsis of newborn . . . . . (P36)   | 257    | 3.6                           | 11.9              | 5  | Respiratory distress of newborn . . . . . (P22)   | 164    | 3.6                           | 27.8              |
| 6  | Respiratory distress of newborn . . . . . (P22)   | 227    | 3.1                           | 10.5              | 6  | Bacterial sepsis of newborn . . . . . (P36)   | 157    | 3.5                           | 26.6              |
| 7  | Neonatal hemorrhage . . . . . (P50–P52,P54)   | 216    | 3.0                           | 10.0              | 7  | Necrotizing enterocolitis of newborn . . . . (P77)  | 138    | 3.0                           | 23.4              |
| 8  | Necrotizing enterocolitis of newborn . . . . (P77)  | 159    | 2.2                           | 7.4               | 8  | Neonatal hemorrhage . . . . . (P50–P52,P54)   | 106    | 2.3                           | 18.0              |
| 9  | Intrauterine hypoxia and birth<br>asphyxia . . . . . (P20–P21)  | 155    | 2.1                           | 7.2               | 9  | Intrauterine hypoxia and birth<br>asphyxia . . . . . (P20–P21)  | 64     | 1.4                           | 10.9              |
| 10                                       | Atelectasis . . . . . (P28.0–P28.1)   | 114    | 1.6                           | 5.3               | 10                                       | Pulmonary hemorrhage originating in the<br>perinatal period . . . . . (P26)                               | 60     | 1.3                           | 10.2              |
| ...                                      | All other causes . . . . . (residual)   | 1,651  | 22.9                          | 76.4              | ...                                      | All other causes . . . . . (residual)   | 943    | 20.7                          | 159.9             |
| Neonates, non-Hispanic white, male       |   |        |                               |                   | Neonates, non-Hispanic black, male       |   |        |                               |                   |
| ...                                      | All causes . . . . .  | 3,974  | 100.0                         | 358.2             | ...                                      | All causes . . . . .  | 2,499  | 100.0                         | 831.6             |
| 1  | Congenital malformations, deformations and<br>chromosomal abnormalities . . . . (Q00–Q99)                 | 967    | 24.3                          | 87.2              | 1  | Disorders related to short gestation<br>and low birth weight, not elsewhere<br>classified . . . . . (P07) | 852    | 34.1                          | 283.5             |
| 2  | Disorders related to short gestation<br>and low birth weight, not elsewhere<br>classified . . . . . (P07) | 809    | 20.4                          | 72.9              | 2  | Congenital malformations, deformations and<br>chromosomal abnormalities . . . . (Q00–Q99)                 | 332    | 13.3                          | 110.5             |
| 3  | Newborn affected by maternal complications<br>of pregnancy . . . . . (P01)                                | 373    | 9.4                           | 33.6              | 3  | Newborn affected by maternal complications<br>of pregnancy . . . . . (P01)                                | 243    | 9.7                           | 80.9              |
| 4  | Newborn affected by complications<br>of placenta, cord and membranes . . . . (P02)                        | 250    | 6.3                           | 22.5              | 4  | Newborn affected by complications<br>of placenta, cord and membranes . . . . (P02)                        | 146    | 5.8                           | 48.6              |
| 5  | Bacterial sepsis of newborn . . . . . (P36)   | 135    | 3.4                           | 12.2              | 5  | Respiratory distress of newborn . . . . . (P22)   | 96     | 3.8                           | 31.9              |
| 6  | Respiratory distress of newborn . . . . . (P22)   | 132    | 3.3                           | 11.9              | 6  | Bacterial sepsis of newborn . . . . . (P36)   | 89     | 3.6                           | 29.6              |
| 7  | Neonatal hemorrhage . . . . . (P50–P52,P54)   | 131    | 3.3                           | 11.8              | 7  | Necrotizing enterocolitis of newborn . . . . (P77)  | 80     | 3.2                           | 26.6              |
| 8  | Necrotizing enterocolitis of newborn . . . . (P77)  | 97     | 2.4                           | 8.7               | 8  | Neonatal hemorrhage . . . . . (P50–P52,P54)   | 67     | 2.7                           | 22.3              |
| 9  | Intrauterine hypoxia and birth<br>asphyxia . . . . . (P20–P21)  | 85     | 2.1                           | 7.7               | 9  | Intrauterine hypoxia and birth<br>asphyxia . . . . . (P20–P21)  | 36     | 1.4                           | 12.0              |
| 10                                       | Atelectasis . . . . . (P28.0–P28.1)   | 63     | 1.6                           | 5.7               | 10                                       | Pulmonary hemorrhage originating in the<br>perinatal period . . . . . (P26)                               | 33     | 1.3                           | 11.0              |
| ...                                      | All other causes . . . . . (residual)   | 932    | 23.5                          | 84.0              | ...                                      | All other causes . . . . . (residual)   | 525    | 21.0                          | 174.7             |
| Neonates, non-Hispanic white, female     |   |        |                               |                   |  |   |        |                               |                   |
| ...                                      | All causes . . . . .  | 3,238  | 100.0                         | 307.5             |  |   |        |                               |                   |
| 1  | Congenital malformations, deformations and<br>chromosomal abnormalities . . . . (Q00–Q99)                 | 884    | 27.3                          | 83.9              |  |   |        |                               |                   |
| 2  | Disorders related to short gestation<br>and low birth weight, not elsewhere<br>classified . . . . . (P07) | 681    | 21.0                          | 64.7              |  |   |        |                               |                   |
| 3  | Newborn affected by maternal complications<br>of pregnancy . . . . . (P01)                                | 276    | 8.5                           | 26.2              |  |   |        |                               |                   |
| 4  | Newborn affected by complications<br>of placenta, cord and membranes . . . . (P02)                        | 193    | 6.0                           | 18.3              |  |   |        |                               |                   |
| 5  | Bacterial sepsis of newborn . . . . . (P36)   | 122    | 3.8                           | 11.6              |  |   |        |                               |                   |
| 6  | Respiratory distress of newborn . . . . . (P22)   | 95     | 2.9                           | 9.0               |  |   |        |                               |                   |
| 7  | Neonatal hemorrhage . . . . . (P50–P52,P54)   | 85     | 2.6                           | 8.1               |  |   |        |                               |                   |
| 8  | Intrauterine hypoxia and birth<br>asphyxia . . . . . (P20–P21)  | 70     | 2.2                           | 6.6               |  |   |        |                               |                   |
| 9  | Necrotizing enterocolitis of newborn . . . . (P77)  | 62     | 1.9                           | 5.9               |  |   |        |                               |                   |
| 10                                       | Atelectasis . . . . . (P28.0–P28.1)   | 51     | 1.6                           | 4.8               |  |   |        |                               |                   |
| ...                                      | All other causes . . . . . (residual)   | 719    | 22.2                          | 68.3              |  |   |        |                               |                   |

See footnotes at end of table.

**Table 4. Infant, neonatal, and postneonatal deaths, percentage of total deaths, and mortality rates for the 10 leading causes of infant death, by Hispanic origin, race for the non-Hispanic population, and sex: United States, 2010—Con.**

[Rates are for infant (under age 1 year), neonatal (under 28 days), and postneonatal (28 days–11 months) deaths per 100,000 live births in specified group. Race and Hispanic origin are reported separately on the death certificate. Persons of Hispanic origin may be of any race. Data for Hispanic persons are not tabulated separately by race; data for non-Hispanic persons are tabulated by race. Data for Hispanic origin should be interpreted with caution because of inconsistencies between reporting Hispanic origin on birth and death certificates; see Technical Notes. National linked files should be used to measure infant mortality for specific Hispanic subgroups. An asterisk (\*) preceding a cause-of-death code indicates that the code is not included in the *International Classification of Diseases, Tenth Revision (ICD–10)*, Second Edition; see Technical Notes]

| Rank <sup>1</sup>                    | Cause of death<br>(based on ICD–10, 2004),<br>age, Hispanic origin, race, and sex                             | Number | Percent<br>of total<br>deaths | Mortality<br>rate | Rank <sup>1</sup>                            | Cause of death<br>(based on ICD–10, 2004),<br>age, Hispanic origin, race, and sex                             | Number | Percent<br>of total<br>deaths | Mortality<br>rate |
|--------------------------------------|---|--------|-------------------------------|-------------------|--|---|--------|-------------------------------|-------------------|
| Neonates, non-Hispanic black, female |   |        |                               |                   | Postneonates, Hispanic, female               |   |        |                               |                   |
| ...                                  | All causes  | 2,050  | 100.0                         | 708.6             | ...  | All causes  | 736    | 100.0                         | 158.7             |
| 1                                    | Disorders related to short gestation and low birth weight, not elsewhere classified (P07)                     | 666    | 32.5                          | 230.2             | 1  | Congenital malformations, deformations and chromosomal abnormalities (Q00–Q99)                                | 213    | 28.9                          | 45.9              |
| 2                                    | Congenital malformations, deformations and chromosomal abnormalities (Q00–Q99)                                | 297    | 14.5                          | 102.7             | 2  | Sudden infant death syndrome (R95)  | 114    | 15.5                          | 24.6              |
| 3                                    | Newborn affected by maternal complications of pregnancy (P01)   | 220    | 10.7                          | 76.0              | 3  | Accidents (unintentional injuries) (V01–X59)  | 58     | 7.9                           | 12.5              |
| 4                                    | Newborn affected by complications of placenta, cord and membranes (P02)                                       | 161    | 7.9                           | 55.6              | 4  | Diseases of the circulatory system (I00–I99)  | 34     | 4.6                           | 7.3               |
| 5                                    | Respiratory distress of newborn (P22)   | 68     | 3.3                           | 23.5              | 5  | Diarrhea and gastroenteritis of infectious origin (A09)   | 33     | 4.5                           | 7.1               |
| 5                                    | Bacterial sepsis of newborn (P36)   | 68     | 3.3                           | 23.5              | 6  | Assault (homicide) (*U01,X85–Y09)   | 23     | 3.1                           | 5.0               |
| 7                                    | Necrotizing enterocolitis of newborn (P77)  | 58     | 2.8                           | 20.0              | 7  | Septicemia (A40–A41)  | 20     | 2.7                           | 4.3               |
| 8                                    | Neonatal hemorrhage (P50–P52,P54)   | 39     | 1.9                           | 13.5              | 8  | Influenza and pneumonia (J09–J18)   | 15     | 2.0                           | *                 |
| 9                                    | Intrauterine hypoxia and birth asphyxia (P20–P21)   | 28     | 1.4                           | 9.7               | 9  | Diseases of the blood and blood-forming organs and certain disorders involving the immune mechanism (D50–D89) | 10     | 1.4                           | *                 |
| 9                                    | Sudden infant death syndrome (R95)  | 28     | 1.4                           | 9.7               | 9  | Necrotizing enterocolitis of newborn (P77)  | 10     | 1.4                           | *                 |
| ...                                  | All other causes (residual)   | 417    | 20.3                          | 144.1             | ...  | All other causes (residual)   | 206    | 28.0                          | 44.4              |
| Postneonates, Hispanic, both sexes   |   |        |                               |                   | Postneonates, non-Hispanic white, both sexes |   |        |                               |                   |
| ...                                  | All causes  | 1,646  | 100.0                         | 174.1             | ...  | All causes  | 3,813  | 100.0                         | 176.3             |
| 1                                    | Congenital malformations, deformations and chromosomal abnormalities (Q00–Q99)                                | 395    | 24.0                          | 41.8              | 1  | Sudden infant death syndrome (R95)  | 926    | 24.3                          | 42.8              |
| 2                                    | Sudden infant death syndrome (R95)  | 290    | 17.6                          | 30.7              | 2  | Congenital malformations, deformations and chromosomal abnormalities (Q00–Q99)                                | 684    | 17.9                          | 31.6              |
| 3                                    | Accidents (unintentional injuries) (V01–X59)  | 135    | 8.2                           | 14.3              | 3  | Accidents (unintentional injuries) (V01–X59)  | 492    | 12.9                          | 22.8              |
| 4                                    | Diseases of the circulatory system (I00–I99)  | 77     | 4.7                           | 8.1               | 4  | Diseases of the circulatory system (I00–I99)  | 180    | 4.7                           | 8.3               |
| 5                                    | Diarrhea and gastroenteritis of infectious origin (A09)   | 70     | 4.3                           | 7.4               | 5  | Assault (homicide) (*U01,X85–Y09)   | 136    | 3.6                           | 6.3               |
| 6                                    | Assault (homicide) (*U01,X85–Y09)   | 58     | 3.5                           | 6.1               | 6  | Diarrhea and gastroenteritis of infectious origin (A09)   | 103    | 2.7                           | 4.8               |
| 7                                    | Septicemia (A40–A41)  | 44     | 2.7                           | 4.7               | 7  | Septicemia (A40–A41)  | 73     | 1.9                           | 3.4               |
| 8                                    | Influenza and pneumonia (J09–J18)   | 32     | 1.9                           | 3.4               | 8  | Influenza and pneumonia (J09–J18)   | 69     | 1.8                           | 3.2               |
| 9                                    | Diseases of the blood and blood-forming organs and certain disorders involving the immune mechanism (D50–D89) | 22     | 1.3                           | 2.3               | 9  | Chronic respiratory disease originating in the perinatal period (P27)   | 33     | 0.9                           | 1.5               |
| 10                                   | Necrotizing enterocolitis of newborn (P77)  | 18     | 1.1                           | *                 | 10   | Disorders related to short gestation and low birth weight, not elsewhere classified (P07)                     | 32     | 0.8                           | 1.5               |
| ...                                  | All other causes (residual)   | 505    | 30.7                          | 53.4              | ...  | All other causes (residual)   | 1,085  | 28.5                          | 50.2              |
| Postneonates, Hispanic, male         |   |        |                               |                   | Postneonates, non-Hispanic white, male       |   |        |                               |                   |
| ...                                  | All causes  | 910    | 100.0                         | 189.1             | ...  | All causes  | 2,170  | 100.0                         | 195.6             |
| 1                                    | Congenital malformations, deformations and chromosomal abnormalities (Q00–Q99)                                | 182    | 20.0                          | 37.8              | 1  | Sudden infant death syndrome (R95)  | 545    | 25.1                          | 49.1              |
| 2                                    | Sudden infant death syndrome (R95)  | 176    | 19.3                          | 36.6              | 2  | Congenital malformations, deformations and chromosomal abnormalities (Q00–Q99)                                | 340    | 15.7                          | 30.6              |
| 3                                    | Accidents (unintentional injuries) (V01–X59)  | 77     | 8.5                           | 16.0              | 3  | Accidents (unintentional injuries) (V01–X59)  | 283    | 13.0                          | 25.5              |
| 4                                    | Diseases of the circulatory system (I00–I99)  | 43     | 4.7                           | 8.9               | 4  | Diseases of the circulatory system (I00–I99)  | 94     | 4.3                           | 8.5               |
| 5                                    | Diarrhea and gastroenteritis of infectious origin (A09)   | 37     | 4.1                           | 7.7               | 5  | Assault (homicide) (*U01,X85–Y09)   | 86     | 4.0                           | 7.8               |
| 6                                    | Assault (homicide) (*U01,X85–Y09)   | 35     | 3.8                           | 7.3               | 6  | Diarrhea and gastroenteritis of infectious origin (A09)   | 64     | 2.9                           | 5.8               |
| 7                                    | Septicemia (A40–A41)  | 24     | 2.6                           | 5.0               | 7  | Septicemia (A40–A41)  | 46     | 2.1                           | 4.1               |
| 8                                    | Influenza and pneumonia (J09–J18)   | 17     | 1.9                           | *                 | 8  | Influenza and pneumonia (J09–J18)   | 39     | 1.8                           | 3.5               |
| 9                                    | Diseases of the blood and blood-forming organs and certain disorders involving the immune mechanism (D50–D89) | 12     | 1.3                           | *                 | 9  | Chronic respiratory disease originating in the perinatal period (P27)   | 17     | 0.8                           | *                 |
| 9                                    | Disorders related to short gestation and low birth weight, not elsewhere classified (P07)                     | 12     | 1.3                           | *                 | 10   | Disorders related to short gestation and low birth weight, not elsewhere classified (P07)                     | 15     | 0.7                           | *                 |
| ...                                  | All other causes (residual)   | 295    | 32.4                          | 61.3              | ...  | All other causes (residual)   | 641    | 29.5                          | 57.8              |

See footnotes at end of table.

**Table 4. Infant, neonatal, and postneonatal deaths, percentage of total deaths, and mortality rates for the 10 leading causes of infant death, by Hispanic origin, race for the non-Hispanic population, and sex: United States, 2010—Con.**

[Rates are for infant (under age 1 year), neonatal (under 28 days), and postneonatal (28 days–11 months) deaths per 100,000 live births in specified group. Race and Hispanic origin are reported separately on the death certificate. Persons of Hispanic origin may be of any race. Data for Hispanic persons are not tabulated separately by race; data for non-Hispanic persons are tabulated by race. Data for Hispanic origin should be interpreted with caution because of inconsistencies between reporting Hispanic origin on birth and death certificates; see Technical Notes. National linked files should be used to measure infant mortality for specific Hispanic subgroups. An asterisk (\*) preceding a cause-of-death code indicates that the code is not included in the *International Classification of Diseases, Tenth Revision (ICD–10)*, Second Edition; see Technical Notes]

| Rank <sup>1</sup>                            | Cause of death<br>(based on ICD–10, 2004),<br>age, Hispanic origin, race, and sex                         | Number | Percent<br>of total<br>deaths | Mortality<br>rate | Rank <sup>1</sup>                        | Cause of death<br>(based on ICD–10, 2004),<br>age, Hispanic origin, race, and sex                         | Number | Percent<br>of total<br>deaths | Mortality<br>rate |
|--|---|--------|-------------------------------|-------------------|--|---|--------|-------------------------------|-------------------|
| Postneonates, non-Hispanic white, female     |   |        |                               |                   | Postneonates, non-Hispanic black, male   |   |        |                               |                   |
| ...  | All causes . . . . .  | 1,643  | 100.0                         | 156.0             | ...                                      | All causes . . . . .  | 1,432  | 100.0                         | 476.6             |
| 1  | Sudden infant death syndrome . . . . . (R95)  | 381    | 23.2                          | 36.2              | 1  | Sudden infant death syndrome . . . . . (R95)  | 346    | 24.2                          | 115.1             |
| 2  | Congenital malformations, deformations and<br>chromosomal abnormalities . . . . . (Q00–Q99)               | 344    | 20.9                          | 32.7              | 2  | Congenital malformations, deformations and<br>chromosomal abnormalities . . . . . (Q00–Q99)               | 179    | 12.5                          | 59.6              |
| 3  | Accidents (unintentional injuries) . . . . . (V01–X59)  | 209    | 12.7                          | 19.8              | 3  | Accidents (unintentional injuries) . . . . . (V01–X59)  | 175    | 12.2                          | 58.2              |
| 4  | Diseases of the circulatory system . . . . . (I00–I99)  | 86     | 5.2                           | 8.2               | 4  | Diseases of the circulatory system . . . . . (I00–I99)  | 70     | 4.9                           | 23.3              |
| 5  | Assault (homicide) . . . . . (*U01,X85–Y09)   | 50     | 3.0                           | 4.7               | 5  | Diarrhea and gastroenteritis of infectious<br>origin . . . . . (A09)                                      | 69     | 4.8                           | 23.0              |
| 6  | Diarrhea and gastroenteritis of infectious<br>origin . . . . . (A09)                                      | 39     | 2.4                           | 3.7               | 6  | Septicemia . . . . . (A40–A41)  | 44     | 3.1                           | 14.6              |
| 7  | Influenza and pneumonia . . . . . (J09–J18)   | 30     | 1.8                           | 2.8               | 7  | Influenza and pneumonia . . . . . (J09–J18)   | 42     | 2.9                           | 14.0              |
| 8  | Septicemia . . . . . (A40–A41)  | 27     | 1.6                           | 2.6               | 8  | Assault (homicide) . . . . . (*U01,X85–Y09)   | 36     | 2.5                           | 12.0              |
| 9  | Disorders related to short gestation<br>and low birth weight, not elsewhere<br>classified . . . . . (P07) | 17     | 1.0                           | *                 | 9  | Chronic respiratory disease originating in the<br>perinatal period . . . . . (P27)                        | 22     | 1.5                           | 7.3               |
| 10   | Chronic respiratory disease originating in the<br>perinatal period . . . . . (P27)                        | 16     | 1.0                           | *                 | 10                                       | Necrotizing enterocolitis of newborn . . . . . (P77)  | 16     | 1.1                           | *                 |
| ...  | All other causes . . . . . (residual)   | 444    | 27.0                          | 42.2              | ...                                      | All other causes . . . . . (residual)   | 433    | 30.2                          | 144.1             |
| Postneonates, non-Hispanic black, both sexes |   |        |                               |                   | Postneonates, non-Hispanic black, female |   |        |                               |                   |
| ...  | All causes . . . . .  | 2,522  | 100.0                         | 427.6             | ...                                      | All causes . . . . .  | 1,090  | 100.0                         | 376.7             |
| 1  | Sudden infant death syndrome . . . . . (R95)  | 585    | 23.2                          | 99.2              | 1  | Sudden infant death syndrome . . . . . (R95)  | 239    | 21.9                          | 82.6              |
| 2  | Congenital malformations, deformations and<br>chromosomal abnormalities . . . . . (Q00–Q99)               | 340    | 13.5                          | 57.6              | 2  | Congenital malformations, deformations and<br>chromosomal abnormalities . . . . . (Q00–Q99)               | 161    | 14.8                          | 55.6              |
| 3  | Accidents (unintentional injuries) . . . . . (V01–X59)  | 305    | 12.1                          | 51.7              | 3  | Accidents (unintentional injuries) . . . . . (V01–X59)  | 130    | 11.9                          | 44.9              |
| 4  | Diseases of the circulatory system . . . . . (I00–I99)  | 123    | 4.9                           | 20.9              | 4  | Diseases of the circulatory system . . . . . (I00–I99)  | 53     | 4.9                           | 18.3              |
| 5  | Diarrhea and gastroenteritis of infectious<br>origin . . . . . (A09)                                      | 116    | 4.6                           | 19.7              | 5  | Diarrhea and gastroenteritis of infectious<br>origin . . . . . (A09)                                      | 47     | 4.3                           | 16.2              |
| 6  | Septicemia . . . . . (A40–A41)  | 84     | 3.3                           | 14.2              | 6  | Assault (homicide) . . . . . (*U01,X85–Y09)   | 42     | 3.9                           | 14.5              |
| 7  | Assault (homicide) . . . . . (*U01,X85–Y09)   | 78     | 3.1                           | 13.2              | 7  | Septicemia . . . . . (A40–A41)  | 40     | 3.7                           | 13.8              |
| 8  | Influenza and pneumonia . . . . . (J09–J18)   | 71     | 2.8                           | 12.0              | 8  | Influenza and pneumonia . . . . . (J09–J18)   | 29     | 2.7                           | 10.0              |
| 9  | Chronic respiratory disease originating in the<br>perinatal period . . . . . (P27)                        | 37     | 1.5                           | 6.3               | 9  | Disorders related to short gestation<br>and low birth weight, not elsewhere<br>classified . . . . . (P07) | 23     | 2.1                           | 7.9               |
| 10   | Disorders related to short gestation<br>and low birth weight, not elsewhere<br>classified . . . . . (P07) | 32     | 1.3                           | 5.4               | 10                                       | Chronic respiratory disease originating in the<br>perinatal period . . . . . (P27)                        | 15     | 1.4                           | *                 |
| ...  | All other causes . . . . . (residual)   | 751    | 29.8                          | 127.3             | ...                                      | All other causes . . . . . (residual)   | 311    | 28.5                          | 107.5             |

... Category not applicable.

\* Figure does not meet standards of reliability or precision; see Technical Notes.

<sup>1</sup>Based on number of deaths; see Technical Notes.

SOURCE: CDC/NCHS, National Vital Statistics System, Mortality.

## Technical Notes

### Nature and sources of data

Data in this report are based on information from all death certificates filed in the 50 states and the District of Columbia in 2010 and processed by the Centers for Disease Control and Prevention's (CDC) National Center for Health Statistics (NCHS). The U.S. Standard Certificate of Death, which is used as a model by the states, was revised in 2003 (15,16). Prior to this, it had last been revised in 1989 (17,18). This report includes data for the District of Columbia and 34 states that used the 2003 revision in 2010 (Arizona, Arkansas, California, Connecticut, Delaware, Florida, Georgia, Idaho, Illinois, Indiana, Kansas, Kentucky, Maine, Michigan, Missouri, Montana, Nebraska, Nevada, New Hampshire, New Jersey, New Mexico, New York, North Dakota, Ohio, Oklahoma, Oregon, Rhode Island, South Carolina, South Dakota, Texas, Utah, Vermont, Washington, and Wyoming) and the remaining 16 states that continued to use the 1989 revision in 2010. Kentucky began using the 2003 revision in 2010, but some of the state's data for the first part of the year were reported using the 1989 revision. Maine started using the 2003 revision in June, but most of the state's data for 2010 were reporting using the 1989 revision. Most of the items presented in this report are largely comparable despite changes to item wording and format in 2003; hence, data from both groups of reporting areas are combined unless otherwise stated.

Mortality statistics are based on information from death certificates coded by the states and provided to NCHS through the Vital Statistics Cooperative Program, and from copies of original death certificates received by NCHS from state registration offices. All of the states and the District of Columbia participated in this program and submitted part or all of the mortality medical (cause-of-death) data for 2010 in electronic data files to NCHS; the remainder of the data was coded by NCHS from copies of death certificates. All states provided precoded demographic data for deaths. Georgia resolved data entry problems experienced in 2008 and 2009 while implementing the 2003 revision of the death certificate. Variables that were missing from Georgia's 2008 and 2009 demographic file are available in the 2010 file. The mortality statistics in this report include only deaths of U.S. residents.

### Cause-of-death classification

The mortality statistics presented here were compiled in accordance with World Health Organization (WHO) regulations, which specify that member nations classify and code causes of death in accordance with the current revision of the *International Statistical Classification of Diseases and Related Health Problems* (ICD). ICD provides the basic guidance used in virtually all countries to code and classify causes of death. Effective with deaths occurring in 1999, the United States began using the 10th revision of this classification, (ICD-10) (4).

ICD not only details disease classification but also provides definitions, tabulation lists, the format of the death certificate, and the rules for coding cause of death. Cause-of-death data presented in this publication were coded by procedures outlined in annual issues of the *NCHS Instruction Manual* (19-21). The manual includes rules for

selecting the underlying cause of death for tabulation purposes, definitions, tabulation lists, and regulations on the use of the classification.

Prior to 1968, mortality medical data were based on manual coding of an underlying cause of death for each certificate, in accordance with WHO rules. Effective with data year 1968, NCHS converted to computerized coding of the underlying cause and manual coding of all causes (multiple causes) on the death certificate. In this system, called Automated Classification of Medical Entities (ACME) (22), multiple-cause codes serve as inputs to computer software that employs WHO rules to select the underlying cause. Many states have implemented ACME and provide multiple-cause and underlying-cause data to NCHS in electronic form; for those states that have not, NCHS coded the mortality medical data using ACME.

ACME is used to select the underlying cause of death for all death certificates in the United States. In addition, NCHS has developed two computer systems that provide input to ACME. Beginning with 1990 data, the Mortality Medical Indexing, Classification, and Retrieval (MICAR) system (23,24) was introduced to automate coding multiple causes of death. In addition, MICAR provides more detailed information on the conditions reported on death certificates than is available through the ICD code structure. Then, beginning with data year 1993, SuperMICAR, an enhancement of the MICAR system, was introduced. SuperMICAR allows for literal entry of the multiple cause-of-death text as reported by the certifier. This information is then processed automatically by MICAR and ACME. Records that cannot be processed automatically by MICAR or SuperMICAR are multiple-cause coded manually and then further processed through ACME.

In this report, tabulations of cause-of-death statistics are based solely on the underlying cause of death. The underlying cause is defined by WHO as the disease or injury that initiated the train of events leading directly to death, or the circumstances of the accident or violence that produced the fatal injury (4). The underlying cause is selected from the conditions entered by the physician in the cause-of-death section of the death certificate. When more than one cause or condition is entered by the physician, the underlying cause is determined by the sequence of conditions on the certificate, the provisions of ICD, and associated selection rules and modifications. Generally, more medical information is reported on death certificates than is directly reflected in the underlying cause of death. This information is captured in NCHS multiple cause-of-death statistics (25-27).

### Terrorism-related deaths

Starting in 2001, terrorism deaths are classified using a set of codes and guidelines developed by NCHS within the framework of ICD-10 (28,29). The codes developed include \*U01-\*U02 for terrorism involving an assault (homicide) and \*U03 for terrorism involving intentional self-harm (suicide). The asterisk (\*) preceding these codes indicates that the code was introduced by the United States but is not officially part of ICD. Codes from the "U" Chapter of ICD-10 were selected because this chapter was reserved specifically for "future additions and changes and for possible interim classifications to solve difficulties arising at the national and international levels between revisions" (4). To maintain international comparability in reporting homicide and suicide rates, deaths coded to \*U01-\*U02 are included in tabulations of leading causes of death with other homicides (\*U01-\*U02, X85-Y09, and Y87.1), and deaths

coded to \*U03 are included with other suicides (\*U03, X60–X84, and Y87.0). No terrorism deaths were represented in 2010 mortality statistics.

## Coding and processing changes in 2010

Rules for coding a cause or causes of death may sometimes require modification when evidence suggests that such modifications will improve the quality of cause-of-death data. Prior to 1999, such modifications were made only when a new revision of ICD was implemented. A process for updating ICD was introduced with ICD–10 that allows for midrevision changes. These changes, however, may affect comparability of data between years for select causes of death. Minor changes may be implemented every year whereas major changes may be implemented every 3 years (e.g., data year 2009).

No codes were added or deleted in data year 2010. However, the implementation of changes in coding rules impacted several causes of death in 2010, as well as the comparison of 2010 and 2009 data for these causes, as follows (3):

- In 2009, ICD–10 code A09, Diarrhea and gastroenteritis of infectious origin, was deleted from the list of valid underlying cause-of-death codes. Instead, it became a subtotal category for new codes A09.0, Other and unspecified gastroenteritis and colitis of infectious origin, and A09.9, Gastroenteritis and colitis of unspecified origin, which were added to provide greater specificity. These changes led to an increase in deaths classified to the expanded A09, which became a leading cause of postneonatal deaths in 2009 (9). However, many deaths that should have been assigned to A09.9 were instead assigned to A09.0 in 2009. The coding rules were changed in 2010 to correct this error. The correction resulted in a large increase in deaths assigned to A09.9 and a large decrease in deaths assigned to A09.0 between 2009 and 2010. In the “List of 130 Selected Causes of Infant Death” (130-cause list) for infants, only the subtotal category A09 is a rankable cause of death, so the correction had no impact on the rankings of postneonatal deaths in 2010. In the “List of 113 Selected Causes of Death and Enterocolitis due to *Clostridium difficile*” (113-cause list) for all ages, A09 is not a separate rankable cause of death, nor is it included in a rankable category; therefore, rule changes related to A09 had no impact on cause-of-death rankings for all ages in either 2009 or 2010.
- A coding change in 2010 may have contributed to the increase in deaths from D62, Acute posthaemorrhagic anemia (22). The number of deaths classified to D62 increased 48%, from 86 deaths in 2009 to 127 deaths in 2010. In the 113-cause list, D62 is included in the larger rankable category Anemias (D50–D64). The coding change had a negligible impact on the ranking of Anemias for most population groups; however, it may have contributed to elevated rankings of Anemias for the black population, especially in the 1–24 age range.
- In 2009, the title for ICD–10 code J09 was changed from Influenza due to identified avian influenza virus to Influenza due to certain identified influenza virus (3). The reason for this change was to accommodate deaths from Influenza A/H1N1 pandemic 2009 (swine flu). In 2009, 1,557 deaths were classified to ICD–10 code J09. The number of deaths attributed to J09 fell to 226 in 2010.

This may have contributed in small part to lowered rankings of Influenza and pneumonia (J09–J18) for some population groups.

In addition to changes in coding rules in 2010, a system error occurred that assigned to ICD–10 code K08.8, Other specified disorders of teeth and supporting structures, deaths that should instead have been assigned to lung hemorrhage. In 2010, 127 deaths were assigned to K08.8 compared with 107 in 2009. Similarly, a system error assigned to ICD–10 code K11, Diseases of salivary glands, deaths that should have been coded to J69.0, Pneumonitis due to food and vomit. In 2010, this contributed in part to an increase in deaths due to K11; 202 deaths were assigned to this code in 2010, more than double the number (99) in 2009. Because the number of deaths attributed to K08.8 and K11 is relatively small, and because neither code is included in a rankable category, this error did not impact the leading-cause information in this report.

## Age

Leading causes of death are presented by age categories in detailed tables. Decedents for whom age was not stated are included in total categories showing the words “all ages” but are not distributed across age groups. No age information was missing for infants in 2010. The percentage of all decedents with age not stated in 2010 was 0.005% (3).

## Race and Hispanic origin

Race and Hispanic origin are reported separately on the death certificate. Therefore, data shown by race include persons of Hispanic or non-Hispanic origin, and data for Hispanic origin include persons of any race. In this report, unless otherwise specified, decedents of Hispanic origin are included in the totals for each race group—white, black, American Indian or Alaska Native (AIAN), and Asian or Pacific Islander (API)—according to the decedent’s race as reported on the death certificate. Data shown for Hispanic persons include all persons of Hispanic origin of any race.

The 2003 revision of the U.S. Standard Certificate of Death allows the reporting of more than one race (multiple races) (16). This change was implemented to reflect the increasing diversity of the U.S. population and is consistent with the decennial census. The race and ethnicity items on the revised certificate are compliant with the most recent standards issued by the Office of Management and Budget (OMB) in 1997, which mandate the collection of more than one race for federal data (30). In addition, the new certificate is compliant with the OMB-mandated minimum of five races to be reported for federal data. Multiple race includes any combination of white, black or African American, AIAN, and API. If two or more specific subgroups such as Korean and Chinese are reported, they count as a single race (Asian) rather than as multiple races.

In 2010, multiple race was reported on the revised death certificates of Arizona, Arkansas, California, Connecticut, Delaware, District of Columbia, Florida, Georgia, Idaho, Illinois, Indiana, Kansas, Kentucky, Maine, Michigan, Missouri, Montana, Nebraska, Nevada, New Hampshire, New Jersey, New Mexico, New York, North Dakota, Ohio, Oklahoma, Oregon, Rhode Island, South Carolina, South Dakota, Texas, Utah, Vermont, Washington, and Wyoming, as well as

on the unrevised certificates of Hawaii, Minnesota, and Wisconsin. More than one race was reported for 0.4% of the records in the District of Columbia and the 37 states that reported multiple-race information in 2010. Data from the remaining states are based on the 1989 revision of the U.S. Standard Certificate of Death, which follows the older 1977 OMB standard of allowing only a single race to be reported (17,31). In addition, these states report a minimum of four races as stipulated by the 1977 standard: white, black or African American, AIAN, and API.

To provide uniformity and comparability of data during the transition to the new multiple-race format, it was necessary to bridge the responses of those who reported multiple races to a single race in a procedure similar to that used to bridge multiracial population estimates (32,33). Multiracial decedents are imputed to a single race (either white, black, AIAN, or API) according to their combination of races, Hispanic origin, sex, and age indicated on the death certificate. The imputation procedure is described in detail at: [http://www.cdc.gov/nchs/data/dvs/Multiple\\_race\\_docu\\_5-10-04.pdf](http://www.cdc.gov/nchs/data/dvs/Multiple_race_docu_5-10-04.pdf).

Mortality data for the Hispanic-origin population are based on deaths of residents of all 50 states and the District of Columbia. Data year 1997 was the first year in which mortality data for the Hispanic population were available for the entire United States.

### Quality of race and Hispanic origin data

Death counts and rates for Hispanic, AIAN, and API persons should be interpreted with caution because of misreporting of race on the death certificate. A number of studies (10–13) have been conducted on the reliability of race reported on the death certificate by comparing race on the death certificate with that reported on another data collection instrument, such as the census or a survey.

Differences may arise because of differences in who provides race information on the compared records. Race information on the death certificate is reported by the funeral director as provided by an informant or, in the absence of an informant, on the basis of observation. In contrast, race on the census or on the Current Population Survey is obtained while the individual is alive and is self-reported or reported by another household member familiar with the individual; therefore, it may be considered more valid. A high level of agreement between the death certificate and the census or survey report is essential to assure unbiased death rates by race.

Studies (10–13,34) have shown that a person self-reported as AIAN, API, or Hispanic origin on census or survey records was sometimes reported as white on the death certificate. The net effect of misclassification is an underestimation of deaths and death rates for races other than white and black and for Hispanic origin. Deaths for the AIAN population are underreported by 30%, the API population by 7%, and the Hispanic-origin population by 5% (13). In addition, undercoverage of some minority groups in the census and resultant population estimates introduces biases into death rates by race and Hispanic origin (10–13,34,35). Unlike the 1990 census, coverage error in the 2000 census was statistically significant only for the non-Hispanic white population (overcounted by an estimated 1.13%) and the non-Hispanic black population (undercounted by an estimated 1.84%) (35). The 2010 census coverage error was minor with a net undercount of 0.01%. The net undercounts were statistically significant from zero for the following populations: non-Hispanic black (2.06%), non-Hispanic white (–0.83%), Hispanic (1.54%), and AIAN (4.88% on reservations and –1.95% off reservations) (36). For a more detailed discussion, see “Deaths: Final Data for 2010” (3).

### Other races and race not stated

Beginning in 1992 all records coded as “Other races” (0.42% of total deaths in 2010) were assigned to the specified race of the previous record. Records for which race was unknown, not stated, or not classifiable (0.14%) were assigned the racial designation of the previous record.

### Infant mortality rates

For 2010, as in previous years, infant deaths continued to be tabulated by the race of the decedent. However, beginning with the 1989 data year, the method of tabulating live births by race was changed from race of parents to race of mother as stated on the birth certificate. This change affects infant mortality rates because live births are the denominators of these rates (18,37,38).

Quantitatively, the change to tabulating live births by race of mother results in more white births and fewer black births and births of other races. Consequently, infant and maternal mortality rates under the new tabulating procedure tend to be about 2% lower for white infants and about 5% higher for black infants than when they are computed by the previous method of tabulating live births by race of parents. Rates for most other minority races also are higher when computed by race of mother (18,37,38).

Infant mortality rates for the Hispanic-origin population are based on numbers of resident infant deaths reported to be of Hispanic origin and numbers of resident live births by Hispanic origin of mother for the United States. In computing infant mortality rates, deaths and live births of unknown origin are not distributed among the specified Hispanic and non-Hispanic groups. The percentage of infant deaths of unknown origin was 0.9%, and the percentage of live births to mothers of unknown origin was 0.7% for the United States in 2010 (3,39).

Infant mortality rates for specified race and Hispanic origin are subject to error because of reporting problems that affect the classification of race and Hispanic origin on the birth and death certificates for the same infant. Infant mortality rates by specified race and Hispanic origin are more accurate when based on the linked file of infant deaths and live births (14). The linked file computes infant mortality rates using the race and Hispanic origin of the mother from the birth certificate in both the numerator and denominator. Race and Hispanic origin information on the birth certificate is considered to be more accurate than that on the death certificate because, on the birth certificate, race and Hispanic origin are generally reported by the mother at the time of delivery. In contrast, on the death certificate, race and Hispanic origin are reported by an informant—often the mother, but sometimes the funeral director. Estimates of reporting errors have been made by comparing rates based on the linked files with those in which the race of the infant decedent is based on information from the death certificate (10,14).

### Computation of rates and population bases

Rates in this report (except for infant mortality rates) are crude death rates presented per 100,000 estimated population in a specified group. Population estimates represent the population at risk of dying in a specified group. The populations used for computing death rates in this report are estimates for April 1, 2010, and were produced under a collaborative arrangement with the U.S. Census Bureau (40).

Reflecting the current standards for the classification of race and ethnicity issued in 1997 by OMB (30), U.S. Census 2010 allowed individuals to report more than one race, as appropriate, for themselves and household members. In addition, the standards specified five minimum race categories to be used for tabulation: AIAN, Asian, black or African American, Native Hawaiian or Other Pacific Islander (NHOPI), and white. This is a modification of the previous 1977 OMB standards in which only four race categories were specified (Asian and Pacific Islander persons were treated as a single group) and respondents reported only one of the four (31). Death certificates from some reporting areas currently collect only one race for the decedent according to the 1977 OMB guidelines and are thus incompatible with population data based on the 2010 census for calculating death rates. In 2010, multiple-race information was reported on the revised death certificates of 34 states and the District of Columbia, as well as on the unrevised certificates of three states (referenced above). A total of 13 states reported single-race information on unrevised death certificates.

To produce population estimates with race categories comparable with those still used on some death certificates, the enumerated population data with multiple-race categories were bridged back to single-race categories. In addition, the 2010 census counts were modified to be consistent with the older (1977) OMB racial categories (i.e., data for Asian persons and NHOPI persons were combined into the single category of API). The procedures used to produce the bridged populations are described in separate publications (32,33). It is anticipated that bridged population data will be used over the next few years for computing population-based rates. Beginning with deaths occurring in 2003, an increasing number of states have collected multiple-race data on the death certificate. Once all states begin collecting data on race according to the 1997 OMB standards, the use of bridged populations is expected to be discontinued.

It is important to emphasize that the population data used to calculate the race-specific mortality statistics presented in this report are based on special estimation procedures and are not true counts. The estimation procedures used to develop these populations are subject to error. Smaller populations (e.g., AIAN) are likely to be affected much more than larger populations (32). Although the nature and magnitude of these errors are unknown, the potential for error should be kept in mind when evaluating trends and differentials. Over the next several years, additional information will be incorporated in the estimation procedures, resulting in more robust race-specific population estimates.

Population estimates by race, sex, and the age categories presented in this report are shown in [Table I](#). Population estimates by Hispanic origin, race for the non-Hispanic population, sex, and age are shown in [Table II](#).

Infant mortality rates are the most commonly used index for measuring the risk of dying during the first year of life. Infant mortality rates use the number of live births to approximate the population at risk of dying before the first birthday. They are calculated by dividing the number of infant deaths in a calendar year by the number of live births registered for the same period and are presented as rates per 100,000 live births. Neonatal and postneonatal mortality rates are also calculated using live births in the denominator. For final birth figures used in the denominator for infant mortality rates, see "Births: Final Data for 2010" (39).

## Random variation

The mortality data presented in this report are not subject to sampling error. However, mortality data, even based on complete counts, may be affected by random variation. When the number of events is small (perhaps less than 100) and the probability of such an event is small, caution must be observed when interpreting mortality data. This is less problematic when analyzing the relative ranking of causes of death because the observed frequency of deaths for any particular cause is fixed for any given group in any given year, and the ranking is based on that fixed value. Nevertheless, when comparing rankings based on small numbers of deaths between groups or over time, be aware that differences in relative rankings may be attributable to random variability (see reference 3 for a more detailed discussion of random variation and formulas for calculating standard errors for death rates and infant mortality rates).

Table I. Estimated population, by age, race, and sex: United States, April 1, 2010

| Age                         | All races   |             |             | White       |             |             | Black      |            |            | American Indian or Alaska Native |           |           | Asian or Pacific Islander |           |           |
|-----------------------------|-------------|-------------|-------------|-------------|-------------|-------------|------------|------------|------------|----------------------------------|-----------|-----------|---------------------------|-----------|-----------|
|                             | Total       | Male        | Female      | Total       | Male        | Female      | Total      | Male       | Female     | Total                            | Male      | Female    | Total                     | Male      | Female    |
| Total . . . . .             | 308,745,538 | 151,781,326 | 156,964,212 | 245,423,340 | 121,403,489 | 124,019,851 | 42,065,334 | 20,100,692 | 21,964,642 | 4,263,538                        | 2,142,654 | 2,120,884 | 16,993,326                | 8,134,491 | 8,858,835 |
| Less than 1 year . . . . .  | 3,944,153   | 2,014,276   | 1,929,877   | 2,969,621   | 1,518,287   | 1,451,334   | 671,508    | 341,156    | 330,352    | 77,743                           | 39,263    | 38,480    | 225,281                   | 115,570   | 109,711   |
| 1–4 years . . . . .         | 16,257,209  | 8,305,151   | 7,952,058   | 12,274,062  | 6,280,845   | 5,993,217   | 2,731,786  | 1,388,288  | 1,343,498  | 315,983                          | 160,468   | 155,515   | 935,378                   | 475,550   | 459,828   |
| 5–9 years . . . . .         | 20,348,657  | 10,389,638  | 9,959,019   | 15,508,869  | 7,938,462   | 7,570,407   | 3,297,413  | 1,676,649  | 1,620,764  | 377,904                          | 191,263   | 186,641   | 1,164,471                 | 583,264   | 581,207   |
| 10–14 years . . . . .       | 20,677,194  | 10,579,862  | 10,097,332  | 15,804,588  | 8,104,922   | 7,699,666   | 3,402,184  | 1,731,444  | 1,670,740  | 372,896                          | 189,252   | 183,644   | 1,097,526                 | 554,244   | 543,282   |
| 15–19 years . . . . .       | 22,040,343  | 11,303,666  | 10,736,677  | 16,698,630  | 8,582,975   | 8,115,655   | 3,775,192  | 1,917,774  | 1,857,418  | 393,320                          | 202,036   | 191,284   | 1,173,201                 | 600,881   | 572,320   |
| 20–24 years . . . . .       | 21,585,999  | 11,014,176  | 10,571,823  | 16,523,087  | 8,485,714   | 8,037,373   | 3,384,409  | 1,673,391  | 1,711,018  | 362,892                          | 189,810   | 173,082   | 1,315,611                 | 665,261   | 650,350   |
| 25–34 years . . . . .       | 41,063,948  | 20,632,091  | 20,431,857  | 31,690,771  | 16,138,835  | 15,551,936  | 5,867,103  | 2,801,017  | 3,066,086  | 651,674                          | 336,151   | 315,523   | 2,854,400                 | 1,356,088 | 1,498,312 |
| 35–44 years . . . . .       | 41,070,606  | 20,435,999  | 20,634,607  | 32,149,016  | 16,208,232  | 15,940,784  | 5,600,639  | 2,639,054  | 2,961,585  | 572,425                          | 290,118   | 282,307   | 2,748,526                 | 1,298,595 | 1,449,931 |
| 45–54 years . . . . .       | 45,006,716  | 22,142,359  | 22,864,357  | 36,406,838  | 18,095,800  | 18,311,038  | 5,763,931  | 2,707,520  | 3,056,411  | 537,747                          | 264,283   | 273,464   | 2,298,200                 | 1,074,756 | 1,223,444 |
| 55–64 years . . . . .       | 36,482,729  | 17,601,148  | 18,881,581  | 30,426,661  | 14,840,259  | 15,586,402  | 4,029,268  | 1,832,463  | 2,196,805  | 345,740                          | 167,158   | 178,582   | 1,681,060                 | 761,268   | 919,792   |
| 65 years and over . . . . . | 40,267,984  | 17,362,960  | 22,905,024  | 34,971,197  | 15,209,158  | 19,762,039  | 3,541,901  | 1,391,936  | 2,149,965  | 255,214                          | 112,852   | 142,362   | 1,499,672                 | 649,014   | 850,658   |
| 65–74 years . . . . .       | 21,713,429  | 10,096,519  | 11,616,910  | 18,572,203  | 8,725,712   | 9,846,491   | 2,077,928  | 885,780    | 1,192,148  | 163,928                          | 76,459    | 87,469    | 899,370                   | 408,568   | 490,802   |
| 75–84 years . . . . .       | 13,061,122  | 5,476,762   | 7,584,360   | 11,467,195  | 4,866,094   | 6,601,101   | 1,071,206  | 395,774    | 675,432    | 70,049                           | 29,157    | 40,892    | 452,672                   | 185,737   | 266,935   |
| 85 years and over . . . . . | 5,493,433   | 1,789,679   | 3,703,754   | 4,931,799   | 1,617,352   | 3,314,447   | 392,767    | 110,382    | 282,385    | 21,237                           | 7,236     | 14,001    | 147,630                   | 54,709    | 92,921    |

NOTE: Population estimates are based on the 2010 census; see Technical Notes.

SOURCE: U.S. Census Bureau.

Table II. Estimated population, by age, Hispanic origin, race for the non-Hispanic population, and sex: United States, April 1, 2010

| Age                         | All origins |             |             | Hispanic   |            |            | Non-Hispanic |             |             | Non-Hispanic white |            |             | Non-Hispanic black |            |            |
|-----------------------------|-------------|-------------|-------------|------------|------------|------------|--------------|-------------|-------------|--------------------|------------|-------------|--------------------|------------|------------|
|                             | Total       | Male        | Female      | Total      | Male       | Female     | Total        | Male        | Female      | Total              | Male       | Female      | Total              | Male       | Female     |
| Total . . . . .             | 308,745,538 | 151,781,326 | 156,964,212 | 50,477,594 | 25,618,800 | 24,858,794 | 258,267,944  | 126,162,526 | 132,105,418 | 200,127,372        | 98,386,442 | 101,740,930 | 39,437,133         | 18,812,260 | 20,624,873 |
| Less than 1 year . . . . .  | 3,944,153   | 2,014,276   | 1,929,877   | 1,012,391  | 515,475    | 496,916    | 2,931,762    | 1,498,801   | 1,432,961   | 2,082,860          | 1,066,887  | 1,015,973   | 604,166            | 306,745    | 297,421    |
| 1–4 years . . . . .         | 16,257,209  | 8,305,151   | 7,952,058   | 4,102,097  | 2,093,872  | 2,008,225  | 12,155,112   | 6,211,279   | 5,943,833   | 8,663,830          | 4,438,488  | 4,225,342   | 2,472,609          | 1,255,739  | 1,216,870  |
| 5–9 years . . . . .         | 20,348,657  | 10,389,638  | 9,959,019   | 4,790,771  | 2,442,643  | 2,348,128  | 15,557,886   | 7,946,995   | 7,610,891   | 11,259,203         | 5,771,062  | 5,488,141   | 3,019,066          | 1,534,565  | 1,484,501  |
| 10–14 years . . . . .       | 20,677,194  | 10,579,862  | 10,097,332  | 4,525,242  | 2,312,344  | 2,212,898  | 16,151,952   | 8,267,518   | 7,884,434   | 11,777,400         | 6,046,285  | 5,731,115   | 3,147,749          | 1,601,544  | 1,546,205  |
| 15–19 years . . . . .       | 22,040,343  | 11,303,666  | 10,736,677  | 4,532,155  | 2,346,073  | 2,186,082  | 17,508,188   | 8,957,593   | 8,550,595   | 12,670,731         | 6,495,265  | 6,175,466   | 3,517,848          | 1,786,472  | 1,731,376  |
| 20–24 years . . . . .       | 21,585,999  | 11,014,176  | 10,571,823  | 4,322,275  | 2,302,297  | 2,019,978  | 17,263,724   | 8,711,879   | 8,551,845   | 12,685,843         | 6,434,852  | 6,250,991   | 3,138,066          | 1,550,237  | 1,587,829  |
| 25–34 years . . . . .       | 41,063,948  | 20,632,091  | 20,431,857  | 8,434,954  | 4,419,184  | 4,015,770  | 32,628,994   | 16,212,907  | 16,416,087  | 24,143,320         | 12,171,263 | 11,972,057  | 5,426,839          | 2,587,488  | 2,839,351  |
| 35–44 years . . . . .       | 41,070,606  | 20,435,999  | 20,634,607  | 7,298,740  | 3,734,405  | 3,564,335  | 33,771,866   | 16,701,594  | 17,070,272  | 25,531,379         | 12,813,144 | 12,718,235  | 5,272,430          | 2,483,766  | 2,788,664  |
| 45–54 years . . . . .       | 45,006,716  | 22,142,359  | 22,864,357  | 5,463,528  | 2,735,916  | 2,727,612  | 39,543,188   | 19,406,443  | 20,136,745  | 31,444,802         | 15,605,703 | 15,839,099  | 5,515,882          | 2,590,315  | 2,925,567  |
| 55–64 years . . . . .       | 36,482,729  | 17,601,148  | 18,881,581  | 3,213,817  | 1,534,709  | 1,679,108  | 33,268,912   | 16,066,439  | 17,202,473  | 27,483,204         | 13,434,297 | 14,048,907  | 3,889,064          | 1,767,574  | 2,121,490  |
| 65 years and over . . . . . | 40,267,984  | 17,362,960  | 22,905,024  | 2,781,624  | 1,181,882  | 1,599,742  | 37,486,360   | 16,181,078  | 21,305,282  | 32,384,800         | 14,109,196 | 18,275,604  | 3,433,414          | 1,347,815  | 2,085,599  |
| 65–74 years . . . . .       | 21,713,429  | 10,096,519  | 11,616,910  | 1,648,718  | 734,664    | 914,054    | 20,064,711   | 9,361,855   | 10,702,856  | 17,045,441         | 8,045,131  | 9,000,310   | 2,011,107          | 856,880    | 1,154,227  |
| 75–84 years . . . . .       | 13,061,122  | 5,476,762   | 7,584,360   | 862,296    | 352,386    | 509,910    | 12,198,826   | 5,124,376   | 7,074,450   | 10,660,952         | 4,535,661  | 6,125,291   | 1,039,496          | 383,717    | 655,779    |
| 85 years and over . . . . . | 5,493,433   | 1,789,679   | 3,703,754   | 270,610    | 94,832     | 175,778    | 5,222,823    | 1,694,847   | 3,527,976   | 4,678,407          | 1,528,404  | 3,150,003   | 382,811            | 107,218    | 275,593    |

NOTE: Population estimates are based on the 2010 census; see Technical Notes.

SOURCE: U.S. Census Bureau.



**U.S. DEPARTMENT OF  
HEALTH & HUMAN SERVICES**

Centers for Disease Control and Prevention  
National Center for Health Statistics  
3311 Toledo Road, Room 5419  
Hyattsville, MD 20782

FIRST CLASS MAIL  
POSTAGE & FEES PAID  
CDC/NCHS  
PERMIT NO. G-284

OFFICIAL BUSINESS  
PENALTY FOR PRIVATE USE, \$300

---

National Vital Statistics Reports, Vol. 62, No. 6, December 20, 2013

---

**Contents**

|  |    |
|--|----|
| Abstract . . . . .                               | 1  |
| Introduction . . . . .                           | 1  |
| Data and Methods . . . . .                       | 2  |
| Data . . . . .                                   | 2  |
| Procedures for ranking causes of death . . . . . | 2  |
| Age groupings . . . . .                          | 2  |
| Data by race and Hispanic origin . . . . .       | 5  |
| Results . . . . .                                | 5  |
| Differences by sex . . . . .                     | 8  |
| Differences by age . . . . .                     | 8  |
| Differences by race . . . . .                    | 11 |
| Differences by Hispanic origin . . . . .         | 12 |
| Leading causes of infant death . . . . .         | 13 |
| Neonatal and postneonatal mortality . . . . .    | 14 |
| Discussion . . . . .                             | 14 |
| References . . . . .                             | 15 |
| List of Detailed Tables . . . . .                | 16 |
| Technical Notes . . . . .                        | 92 |

**Acknowledgments**

This report was prepared in the Division of Vital Statistics (DVS) under the general direction of Delton Atkinson, Acting Director, DVS, and Robert N. Anderson, Chief, Mortality Statistics Branch (MSB). Sherry L. Murphy of MSB contributed to the Technical Notes. Hsiang C. Kung of MSB provided content and table review. Registration Methods staff and staff of the Data Acquisition, Classification, and Evaluation Branch provided consultation to state vital statistics offices regarding collection of the death certificate data on which this report is based. This report was edited and produced by NCHS Office of Information Services, Information Design and Publishing Staff: Jane Sudol edited the report; typesetting was done by Zung T. Le; and graphics were produced by Sarah Hinkle.

---

**Suggested citation**

Heron M. Deaths: Leading causes for 2010. National vital statistics reports; vol 62 no 6. Hyattsville, MD: National Center for Health Statistics. 2013.

---

**Copyright information**

All material appearing in this report is in the public domain and may be reproduced or copied without permission; citation as to source, however, is appreciated.

---

**National Center for Health Statistics**

Charles J. Rothwell, M.S., *Director*  
Jennifer H. Madans, Ph.D., *Associate Director  
for Science*

**Division of Vital Statistics**

Delton Atkinson, M.P.H., M.P.H., P.M.P.,  
*Acting Director*

---

For e-mail updates on NCHS publication releases, subscribe online at: <http://www.cdc.gov/nchs/govdelivery.htm>.  
For questions or general information about NCHS: Tel: 1-800-CDC-INFO (1-800-232-4636) • TTY: 1-888-232-6348  
Internet: <http://www.cdc.gov/nchs> • Online request form: <http://www.cdc.gov/cdc-info/requestform.html>