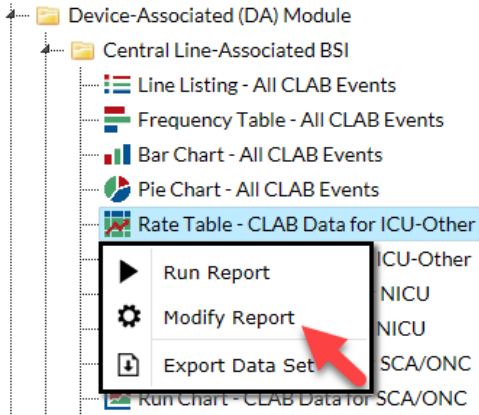
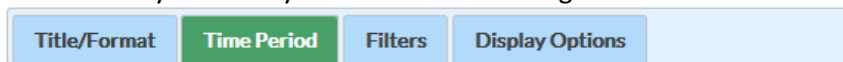


## NHSN Analysis FAQs – How do I run a rate table or SIR report by fiscal year?

1. Navigate to “Advanced” and select the report you would like to run for the fiscal year and right click. Select the “Modify Report” option.



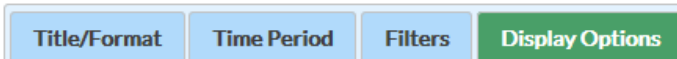
2. Click the “Time Period” tab in the modification window. Select “summaryYM” as the “Date Variable”. Enter the month that your fiscal year begins in the “Beginning” field and the month that your fiscal year ends in the “Ending” field.



### Time Period:

Date Variable	Beginning	Ending	
summaryYM ▼	10/2014	09/2015	<input type="button" value="Clear Time Period"/>
<input type="checkbox"/> Enter Date variable/Time period at the time you click the Run button			

3. Click the “Display Options” tab in the modification window. Change the value of the dropdown menu from “summaryYM” to “Cumulative”.



### Rate Table Options:

Group by: Cumulative ▼
------------------------

4. Make any additional modifications to your report and click the “Run” button. Your report will be displayed with one entry in each table for the fiscal year as a whole

**National Healthcare Safety Network**  
**Rate Table for Central Line-Associated BSI Data for ICU-Other**

As of: November 4, 2016 at 8:31 AM

Date Range: BS2\_CLAB\_RATE\$ICU summaryYM 2014M10 to 2015M09

orgID=10018 loccdc=IN:ACUTE:CC:C

location	months	clabcount	numcldays	CLABRate	numpatdays
5G	1	0	50	0.000	150

At least one month of denominator data in at least one location included in this table were reported using the NHSN sampling method protocol.

Data contained in this report were last generated on October 18, 2016 at 10:11 AM.

