

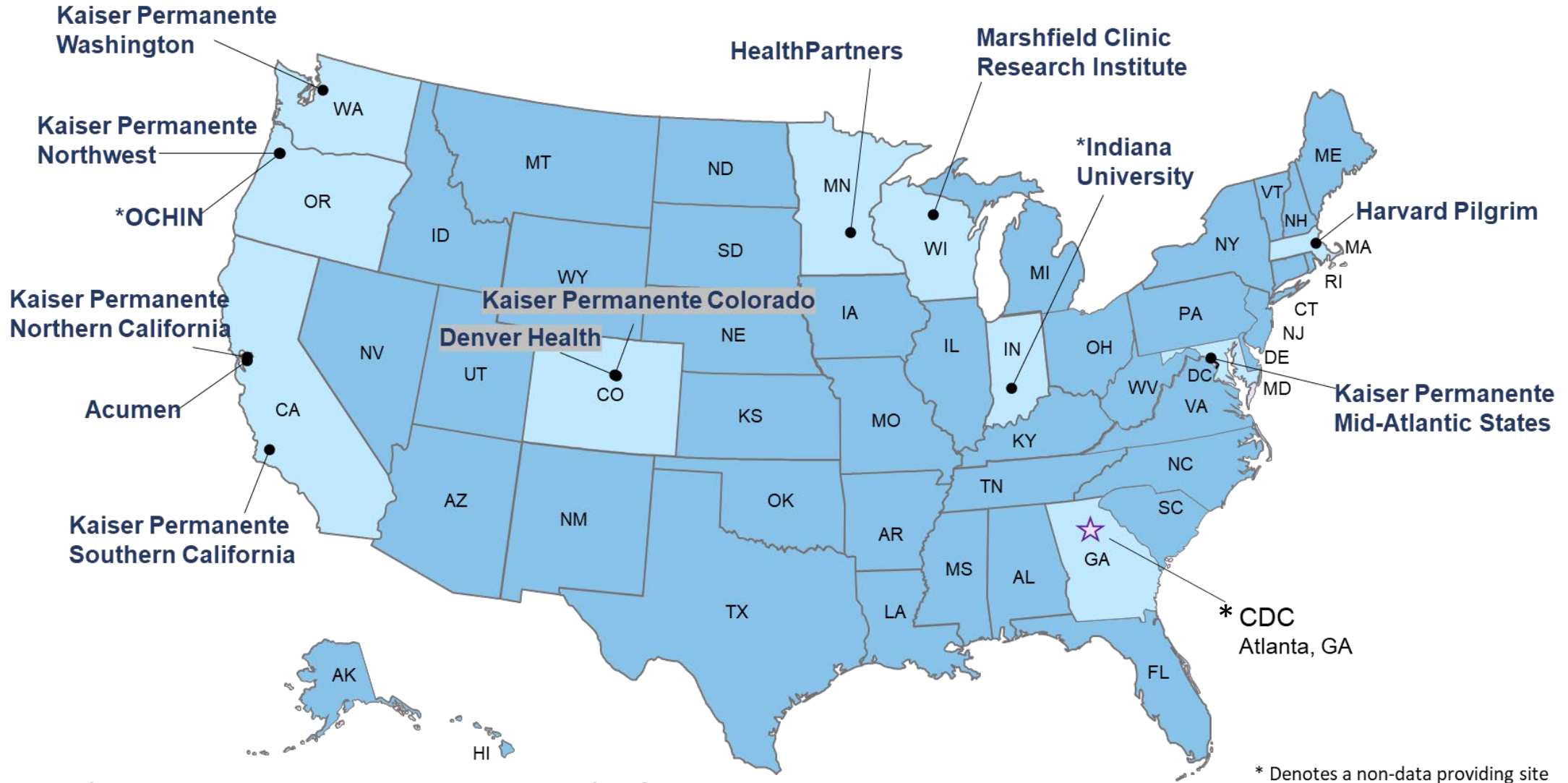
# **Update: Rapid Cycle Analysis of RSV Vaccines in Older Adults**

Jim Donahue, PhD DVM  
Marshfield Clinic Research Institute  
Presented to the ACIP  
June 26, 2024

# RSV RCA Interim Report – June 26, 2024

- Description of Vaccine Safety Datalink and RCA
- Review of surveillance methods
- Descriptive analysis
- Sequential analysis
  - Immune thrombocytopenia (ITP)
  - Guillain-Barré syndrome (GBS)
  - Atrial fibrillation

# Vaccine Safety Datalink 2024



- Collaborative project between CDC and 13 integrated healthcare organizations
- Data on ~13.5 million persons per year
- Conducts rigorous vaccine safety studies and near-real-time monitoring

# VSD Rapid Cycle Analyses (RCA)

- Permits rapid assessment of vaccine safety
  - Near real-time data for weekly, biweekly, or monthly analyses
- Outcome incidence in vaccinated persons compared to outcomes incidence in a comparator group
  - Outcomes are pre-specified
- Sequential analytic methods used to detect ‘statistical signals’ while maintaining a pre-defined type I error rate
  - Type I error = mistakenly reject the null hypothesis (“false positive”)
- Statistical signals are interpreted as **potential** associations

# Objectives for RSV RCA in Older Adults

- Monitor RSV vaccine uptake
- Monitor the occurrence of pre-specified outcomes following RSV vaccination
- Conduct near real-time surveillance of pre-specified outcomes using RCA methods

# Study Design and Population

- Near real-time surveillance among a prospective cohort of persons  $\geq 60$  years old who received an RSV vaccine
- Member of a participating VSD infrastructure site
- Data are extracted every week and analyses are biweekly
- Surveillance period: 8/1/2023 through 5/31/2025
  - Sequential analyses started in March 2024
- Project ends September 2025

# Sequential Analysis Methods

- Biweekly analysis includes a sequential test of the one-sided null hypothesis that the vaccine does not increase the risk in the risk interval
- A ‘statistical signal’ occurs when the analysis produces a one-sided P value that is less than a pre-specified threshold
- The signal threshold is determined from an alpha-spending plan that keeps the overall chance of a Type 1 error  $<0.05$  during the surveillance period
- Formal sequential analysis stops after a signal, but surveillance continues
- Design and analysis is analogous to that used in the VSD RCA of COVID-19 vaccines (Klein N, et al. JAMA 2021; 326:1390–9)

# Risk and Comparison Intervals

- Primary risk interval for all outcomes will be 1-21 days following RSV vaccination except anaphylaxis and CIDP\*
  - Primary comparison interval of 43-63 days
  - Secondary comparison interval of 22-42 days
- Secondary risk interval of 1-42 days
  - Comparison interval of 43-84 days
- Anaphylaxis and CIDP will be descriptively monitored only
  - Anaphylaxis (0-1 days after RSV vaccination)
  - CIDP (1-84 days after RSV vaccination)

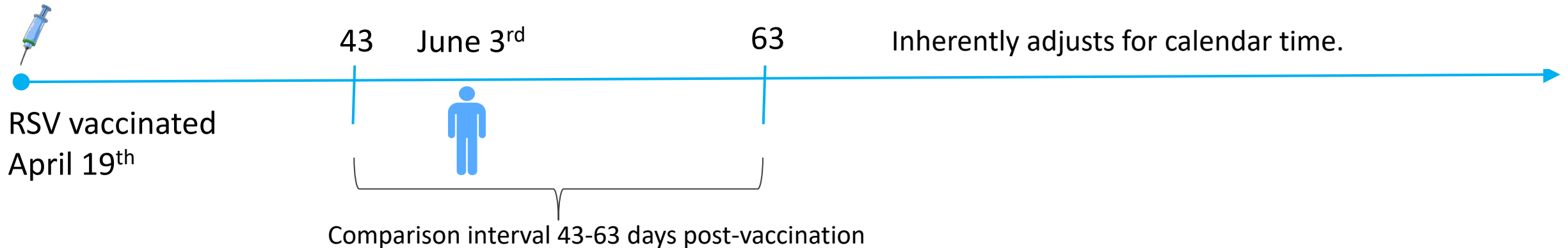
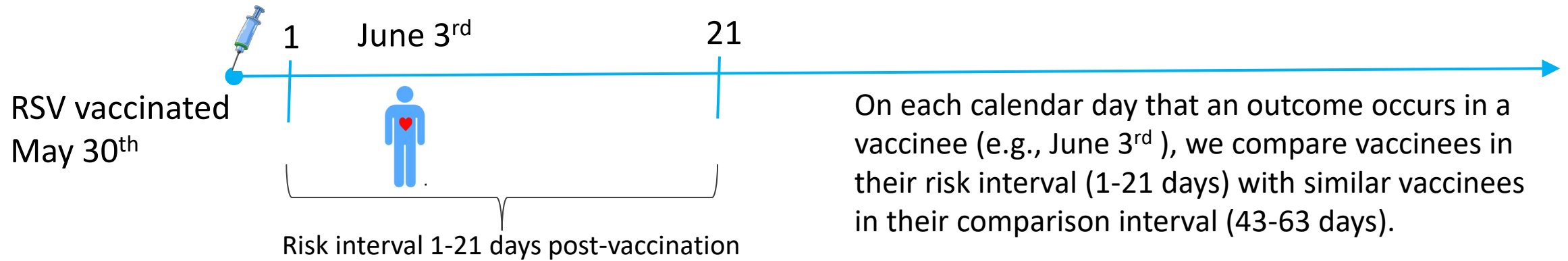
\*chronic inflammatory demyelinating polyneuropathy



# Analysis with Vaccinated Concurrent Comparators

- Comparators are RSV vaccinees, who on the same day as the exposed case in a risk interval, were in the same stratum (e.g., age, sex, race/ethnicity, VSD site), but in a comparison interval
- Outcome incidence is calculated during the risk interval and compared with incidence in the comparison interval
  - Relative risk estimates are computed with nominal 95% confidence intervals
  - Adjusted for calendar day, age group, sex, race/ethnicity, VSD site
- Advantages of vaccinated concurrent comparators compared to unvaccinated or historical comparators
  - Permits adjustment for potential biases due to calendar time, site, and demographic factors
  - Less confounding by indication (e.g., persons with chronic illness more likely to seek RSV vaccination **and** may be at increased risk of atrial fibrillation)

# Vaccinated Concurrent Comparator Design



Ref: Klein N, et al. Kaiser Permanente Northern California

# Four Exposure Groups

GSK	with simultaneous vaccination of another vaccine*
GSK	without simultaneous vaccination
Pfizer	with simultaneous vaccination of another vaccine*
Pfizer	without simultaneous vaccination

\*Non-RSV vaccines typically include routine, age-appropriate vaccines such as COVID-19, influenza, RZV, PCV20/15, PPSV23, Td/Tdap

# Pre-specified Outcomes (n=14)

Outcome	Setting <sup>1</sup>	Primary risk interval (days) <sup>2</sup>
Acute disseminated encephalomyelitis (ADEM) <sup>3</sup>	E, I	1-21
Acute myocardial infarction (AMI)	E, I	1-21
Anaphylaxis <sup>3</sup>	E, I	0-1
Atrial fibrillation	E, I, O, T	1-21
Bell's palsy	E, I, O, T	1-21
Chronic inflammatory demyelinating polyneuropathy (CIDP) <sup>3</sup>	E, I, O, T	1-84
Deep vein thrombosis (DVT)	E, I, O, T	1-21
Encephalitis / myelitis / encephalomyelitis (not ADEM or TM)	E, I	1-21
Guillain-Barré syndrome (GBS) <sup>3</sup>	E, I	1-21
Immune thrombocytopenia (ITP)	E, I, O, T	1-21
Myocarditis / pericarditis	E, I	1-21
Pulmonary embolism (PE)	E, I	1-21
Stroke	E, I	1-21
Transverse myelitis (TM) <sup>3</sup>	E, I	1-21

<sup>1</sup>E=Emergency department; I=Inpatient; O=Outpatient; T=Telehealth

<sup>2</sup>All outcomes also have a secondary risk interval of 1-42 days after vaccination, except anaphylaxis and CIDP, which are descriptively monitored only.

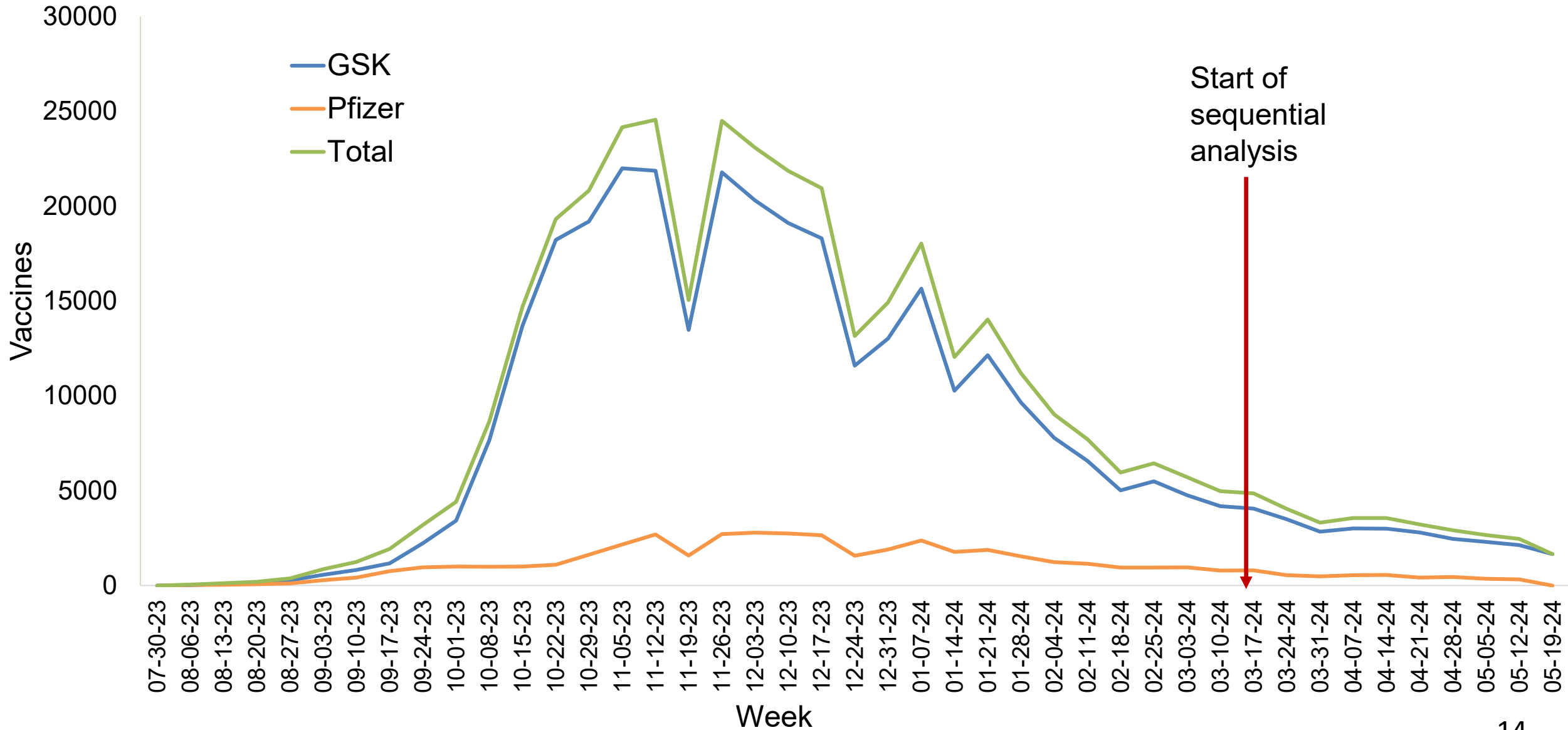
<sup>3</sup>Chart review regardless of whether there is a statistical signal; sequential analyses will use only chart-confirmed cases (ADEM, GBS, and TM).

# RSV Vaccines Administered in VSD, 8/1/2023–5/25/2024

GSK		Pfizer		Unspec		Total
N	%	N	%	N	%	
338,290	87.7	47,287	12.3	152	0.0	385,729

- NOTE: All subsequent analyses and slides **exclude** RSV vaccines in the 'Unspecified' manufacturer category

# RSV Vaccinations by Manufacturer and Week of Administration



# **Results of Sequential Analysis**

**Six runs—data through 5/25/2024**

# RSV RCA Vaccine Statistical Signals in VSD (5/25/2024)

VSD Outcomes	Setting <sup>1</sup>	Signal (Y/N)
Acute disseminated encephalomyelitis (ADEM)	E, I	N
Acute myocardial infarction (AMI)	E, I	N
Atrial fibrillation (AF)	E, I, O, T	N
Bell's palsy (BP)	E, I, O, T	N
Deep vein thrombosis (DVT)	E, I	N
Encephalitis / myelitis / encephalomyelitis (ENCEPH)	E, I	N
Guillain-Barré syndrome (GBS)	E, I	N
Immune thrombocytopenia (ITP)	E, I, O, T	Y
Myocarditis / pericarditis (MYOC)	E, I	N
Stroke (STK)	E, I	N
Transverse myelitis (TM)	E, I	N
Pulmonary embolism (PE)	E, I	N

<sup>1</sup>E = ED, I = Inpatient, O = Outpatient, T=Telehealth



## VSD RCA of RSV Vaccine in Older Adults

Surveillance Initiated on 01AUG2023, Analyses Based on Data Through 16MAR2024 (run #1, week #1836)

Concurrent Comparator Sequential Analysis Signal Assessment for **Immune Thrombocytopenia**

---Age:60+ yrs---

Analysis Parameters				Signal Information and Informative Counts				Nominal Analysis				Sequential Test
Outcome Event	Risk Interval Days	Comp Interval Days	Vaccine Type	Signaled in a Prior Run <sup>1</sup>	New Sequential Analysis Signal <sup>2</sup>	Events in Risk Interval	Events in Comp Interval	Adjusted Expected Events in Risk Interval	Adjusted Rate Ratio <sup>3</sup>	95% Confidence Interval <sup>4</sup>	2-sided P Value	1-sided P Value <sup>5</sup>
ITP	1-21	43-63	GSK w simul	n/a	No	2	1	0.6	3.08	0.23-92.44	0.408	0.347
			GSK wo simul	n/a	No	19	8	8.1	2.35	0.99-5.97	0.054	0.040
			Pfizer w simul	n/a	No	0	1	0.2	0.00	0.00-81.18	0.810	0.810
			Pfizer wo simul	n/a	No	2	2	1.8	1.10	0.11-11.27	0.931	0.659
		22-42	GSK w simul	n/a	No	3	2	1.4	2.21	0.31-19.61	0.432	0.340
			GSK wo simul	n/a	Yes	19	6	6.3	3.04	1.22-8.47	0.016	0.012
			Pfizer w simul	n/a	No	0	1	1.1	0.00	0.00-16.74	0.468	0.468
			Pfizer wo simul	n/a	No	2	1	0.7	2.67	0.20-78.89	0.472	0.394
	1-42	43-84	GSK w simul	n/a	No	4	7	4.3	0.93	0.22-3.42	0.931	0.662
			GSK wo simul	n/a	No	25	14	15.6	1.60	0.80-3.28	0.186	0.121
			Pfizer w simul	n/a	No	1	3	3.5	0.29	0.01-4.25	0.428	0.957
			Pfizer wo simul	n/a	No	3	3	3.4	0.88	0.14-5.47	0.888	0.718

<sup>(1)</sup> n/a = not applicable

<sup>(2)</sup> No prior signal, at least 2 events in the risk interval, 1-sided P value < 0.014

<sup>(3)</sup> Adjusted for calendar date, VSD site, age category, sex, and race/ethnicity

<sup>(4)</sup> ne = not estimable

<sup>(5)</sup> Red: new sequential analysis signal, Yellow: 1-sided P value < 0.014 but already signaled in a prior run

## VSD RCA of RSV Vaccine in Older Adults

Surveillance Initiated on 01AUG2023, Analyses Based on Data Through 16MAR2024 (run #1, week #1836)

Concurrent Comparator Sequential Analysis Signal Assessment for **Immune Thrombocytopenia**

---Age:60+ yrs---

Analysis Parameters				Signal Information and Informative Counts				Nominal Analysis				Sequential Test
Outcome Event	Risk Interval Days	Comp Interval Days	Vaccine Type	Signaled in a Prior Run <sup>1</sup>	New Sequential Analysis Signal <sup>2</sup>	Events in Risk Interval	Events in Comp Interval	Adjusted Expected Events in Risk Interval	Adjusted Rate Ratio <sup>3</sup>	95% Confidence Interval <sup>4</sup>	2-sided P Value	1-sided P Value <sup>5</sup>
ITP	1-21	43-63	GSK w simul	n/a	No	2	1	0.6	3.08	0.23-92.44	0.408	0.347
			GSK wo simul	n/a	No	19	8	8.1	2.35	0.99-5.97	0.054	0.040
			Pfizer w simul	n/a	No	0	1	0.2	0.00	0.00-81.18	0.810	0.810
			Pfizer wo simul	n/a	No	2	2	1.8	1.10	0.11-11.27	0.931	0.659
		22-42	GSK w simul	n/a	No	3	2	1.4	2.21	0.31-19.61	0.432	0.340
			GSK wo simul	n/a	Yes	19	6	6.3	3.04	1.22-8.47	0.016	0.012
			Pfizer w simul	n/a	No	0	1	1.1	0.00	0.00-16.74	0.468	0.468
			Pfizer wo simul	n/a	No	2	1	0.7	2.67	0.20-78.89	0.472	0.394
	1-42	43-84	GSK w simul	n/a	No	4	7	4.3	0.93	0.22-3.42	0.931	0.662
			GSK wo simul	n/a	No	25	14	15.6	1.60	0.80-3.28	0.186	0.121
			Pfizer w simul	n/a	No	1	3	3.5	0.29	0.01-4.25	0.428	0.957
			Pfizer wo simul	n/a	No	3	3	3.4	0.88	0.14-5.47	0.888	0.718

<sup>(1)</sup> n/a = not applicable

<sup>(2)</sup> No prior signal, at least 2 events in the risk interval, 1-sided P value < 0.014

<sup>(3)</sup> Adjusted for calendar date, VSD site, age category, sex, and race/ethnicity

<sup>(4)</sup> ne = not estimable

<sup>(5)</sup> Red: new sequential analysis signal, Yellow: 1-sided P value < 0.014 but already signaled in a prior run

# ITP Statistical Signal and Rapid Review

- ITP signal for GSK vaccine without simultaneous vaccination in 1-21 day risk interval versus 22-42 day comparison interval
- Quick medical record reviews
  - Of the 19 cases in the risk interval, 4 were incident ITP\*
  - Of the 14 cases in comparison intervals, 2 were incident ITP, 1 in the 22-42 day interval and 1 in the 43-63 day interval
- After quick review: 4 cases of ITP in the primary risk interval, 1 case each in the 22-42 and 43-63 day comparison intervals
- Plan to do more detailed chart review of ITP cases going forward

\*New cases of ITP relative to RSV vaccination.

# **GBS Cases Following RSV Vaccination --No Statistical Signal--**

# GBS Cases 1-84 Days after RSV Vaccination

Automated Cases	Completed Chart Review	Chart Confirmed Cases	Not GBS	Cases Pending Review
12	11	9	2	1

- GBS cases identified electronically, then receive medical record review, and presumptive cases are adjudicated by two reviewers
- Cases defined using Brighton Level (BL) criteria\*
- 7 cases of GBS (BL 1-3) following any RSV vaccination
  - 5 following GSK – onset days 6, 10, 31, 54, 76
  - 2 following Pfizer – onset days 9, 46
- 2 BL 4 cases following GSK

\*Sejvar J, et al. Vaccine. 2011;29(3):599-612.

## VSD RCA of RSV Vaccine in Older Adults

Surveillance Initiated on 01AUG2023, Analyses Based on Data Through 25MAY2024 (run #6, week #1846)

Concurrent Comparator Sequential Analysis Signal Assessment for **Guillain-Barre Syndrome**

---Age:60+ yrs---

Analysis Parameters				Signal Information and Informative Counts				Nominal Analyses				Sequential Test
Outcome Event	Risk Interval Days	Comp Interval Days	Vaccine Type	Signaled in a Prior Run <sup>2</sup>	New Sequential Analysis Signal <sup>3</sup>	Events in Risk Interval	Events in Comparison Interval	Adjusted Expected Events in Risk Interval	Adjusted Rate Ratio <sup>4</sup>	95% Confidence Interval <sup>5</sup>	2-sided P value	1-sided P value <sup>6</sup>
GBS <sup>1</sup>	1-21	43-63	GSK wo simul	No	No	2	1	0.9	2.33	0.10-93.95	0.603	0.515
			Pfizer wo simul	No	No	1	0	0.0	ne	0.05-ne	0.496	0.496
	22-42	43-63	GSK wo simul	No	No	2	1	1.3	1.55	0.11-47.77	0.775	0.600
			Pfizer wo simul	No	No	1	0	0.0	ne	0.07-ne	0.439	0.439
	1-42	43-84	GSK wo simul	No	No	3	1	1.4	2.17	0.16-74.98	0.605	0.501
			Pfizer wo simul	No	No	1	0	0.0	ne	0.04-ne	0.557	0.557

(1) Chart-confirmed cases only, Brighton level 1-3

(2) n/a = not applicable

(3) No prior signal, at least 2 events in the risk interval, 1-sided P value < 0.014

(4) Adjusted for calendar date, VSD site, age category, sex, and race/ethnicity

(5) ne = not estimable

(6) Red: new sequential analysis signal, Yellow: 1-sided P value < 0.014 but already signaled in a prior run

# Crude GBS Incidence Rates after RSV Vaccination<sup>1</sup>

## Risk interval estimates

Vaccine	Risk interval	# of Cases	# of Doses <sup>2</sup>	Rate Per Million (95% CI)	Rate per 100,000 PY (95% CI)
GSK	1-21 days	2	323929	6.2 (0.7 – 22.3)	10.7 (1.3 – 38.8)
GSK	1-42 days	3	323929	9.3 (1.9 – 27.1)	8.1 (1.7 – 23.5)
Pfizer	1-21 days	1	45162	22.1 (0.6 – 123.4)	38.5 (1.0 – 214.6)
Pfizer	1-42 days	1	45162	22.1 (0.6 – 123.4)	19.3 (0.5 – 107.3)

## Comparison interval estimates

Vaccine	Comparison interval	# of Cases	# of Doses <sup>3</sup>	Rate Per Million (95% CI)	Rate per 100,000 PY (95% CI)
GSK	43-84 days	2	301547	6.6 (0.8 – 24.0)	5.8 (0.7-20.9)
Pfizer	43-84 days	1	41031	24.4 (0.6 – 135.8)	21.2 (0.5 – 118.1)

- Background rate for GBS in persons 60+ years old: 1.4-3.7 per 100,000 PY (Sejvar, J., et al. Neuroepidemiol, 2011)

<sup>1</sup>Cases restricted to chart confirmed, Brighton Level 1-3

<sup>2</sup>Vaccines administered 8-1-23 through 4-13-24

<sup>3</sup>Vaccines administered 8-1-23 through 3-2-24

# **Atrial Fibrillation Following RSV Vaccination**

## **--No Statistical Signal--**



## VSD RCA of RSV Vaccine in Older Adults

Surveillance Initiated on 01AUG2023, Analyses Based on Data Through 25MAY2024 (run #6, week #1846)

Concurrent Comparator Sequential Analysis Signal Assessment for **Atrial Fibrillation**

---Age:60+ yrs---

Analysis Parameters				Signal Information and Informative Counts				Nominal Analysis				Sequential Test
Outcome Event	Risk Interval Days	Comp Interval Days	Vaccine Type	Signaled in a Prior Run <sup>1</sup>	New Sequential Analysis Signal <sup>2</sup>	Events in Risk Interval	Events in Comp Interval	Adjusted Expected Events in Risk Interval	Adjusted Rate Ratio <sup>3</sup>	95% Confidence Interval <sup>4</sup>	2-sided P value	1-sided P value <sup>5</sup>
AFIB	1-21	43-63	GSK w simul	No	No	81	75	76.7	1.06	0.75-1.49	0.756	0.411
			GSK wo simul	No	No	198	232	222.3	0.89	0.72-1.10	0.282	0.871
			Pfizer w simul	No	No	7	15	11.9	0.59	0.21-1.51	0.282	0.910
			Pfizer wo simul	No	No	23	33	38.7	0.59	0.32-1.09	0.093	0.968
		22-42	GSK w simul	No	No	91	109	106.9	0.85	0.63-1.14	0.282	0.876
			GSK wo simul	No	No	211	222	209.8	1.01	0.83-1.22	0.954	0.497
			Pfizer w simul	No	No	8	17	13.8	0.58	0.22-1.41	0.238	0.924
			Pfizer wo simul	No	No	25	30	29.9	0.84	0.48-1.46	0.530	0.781
	1-42	43-84	GSK w simul	No	No	190	155	166.7	1.14	0.90-1.44	0.267	0.146
			GSK wo simul	No	No	422	441	444.2	0.95	0.82-1.10	0.496	0.764
			Pfizer w simul	No	No	23	27	23.3	0.99	0.54-1.79	0.966	0.577
			Pfizer wo simul	No	No	52	60	71.3	0.73	0.48-1.10	0.137	0.945

<sup>(1)</sup> n/a = not applicable

<sup>(2)</sup> No prior signal, at least 2 events in the risk interval, 1-sided P value < 0.014

<sup>(3)</sup> Adjusted for calendar date, VSD site, age category, sex, and race/ethnicity

<sup>(4)</sup> ne = not estimable

<sup>(5)</sup> Red: new sequential analysis signal, Yellow: 1-sided P value < 0.014 but already signaled in a prior run

# VSD RSV RCA Summary and Next Steps

- VSD initiated surveillance in older adults in January 2024
- 385,729 doses of RSV vaccines have been administered to older adults (88% GSK)
- Statistical signal for ITP in persons 60+ years old who received the GSK RSV vaccine without simultaneous vaccination
  - Most were not incident ITP cases with onset after RSV vaccination
  - Plan for more detailed chart review of ITP in the fall
- No GBS signal, but few observed cases
- No other statistical signals observed to date
- Surveillance will continue for all outcomes, including GBS, through May 2025

# RCA Study Team and Acknowledgments

- Marshfield Clinic Research Institute: Ed Belongia, Hannah Berger, Kayla Hanson, Burney Kieke, Dave McClure, Erica Scotty, Maria Sundaram, Jim Donahue
- Centers for Disease Control and Prevention: Eric Weintraub, Tat'Yana Kenigsberg, Amelia Jazwa, Tanya Myers, Mike McNeil, and Lily Wang
- Thank you to our colleagues at the other VSD sites: Kaiser Permanente (Northern CA, Southern CA, Washington, Northwest, Colorado, Mid-Atlantic), Denver Health, HealthPartners, and Harvard Pilgrim
- Many thanks to our colleagues at Kaiser Permanente Northern California for their assistance with this project and their innovative analytic methods: Bruce Fireman, Joan Bartlett, Kristin Goddard, Ned Lewis, and Nicky Klein

The findings and conclusions in this presentation are those of the authors and do not necessarily represent the official position of the Centers for Disease Control and Prevention